

\*\*\*GARRARD COUNTY SCHOOLS\*\*\*



MONTHLY REPORT - FY 2024 Period 8

GENERAL_FUND (1)	LAST FY Period	MONTH TO DATE	YEAR TO DATE	BUDGET APPROP	AVAILABLE BUDGET
REVENUES					
0999 BEGINNING BALANCE					
TOTAL 0999 BEGINNING BALANCE	4,452,312.20	.00	4,560,423.18	4,560,423.00	--.18
RECEIPTS					
REVENUE FROM LOCAL SOURCES					
AD VALOREM TAXES					
1111 GENERAL PROPERTY TAX	3,754,529.62	255,052.71	3,921,777.92	4,054,949.00	133,171.08
1111 PROPERTY TAX DISCOUNTS	.00	.00	.00	.00	.00
1111 PROPERTY TAX PENALTY	.00	.00	.00	.00	.00
1111 PROPERTY TAX REFUNDS	.00	.00	.00	.00	.00
1113 PSC PROPERTY TAX	.00	.00	.00	.00	.00
1115 DELINQUENT PROPERTY TAX	45,590.69	2,801.09	49,541.59	125,000.00	75,458.41
1117 MOTOR VEHICLE TAX	518,292.21	106,769.84	503,201.67	1,139,638.00	636,436.33
1119 FRANCHISE TAX	378,884.08	206,685.19	326,002.62	793,812.00	467,809.38
1119 FRANCHISE TAX REFUNDS	.00	.00	.00	.00	.00
1121 UTILITIES TAX	588,524.26	105,499.12	681,210.88	935,000.00	253,789.12
1140 PENALTIES & INTEREST ON TAXES	.00	.00	.00	.00	.00
1191 OMITTED PROPERTY TAX	41,453.11	4,326.09	6,622.17	30,000.00	23,377.83
TOTAL AD VALOREM TAXES	5,327,273.97	681,134.04	5,488,356.85	7,078,399.00	1,590,042.15
TUITION					
1310 TUITION FROM INDIVIDUALS	19,500.00	1,000.00	10,600.00	26,100.00	15,500.00
1340 OTHER TUITION TRANSFER	.00	.00	.00	.00	.00
TOTAL TUITION	19,500.00	1,000.00	10,600.00	26,100.00	15,500.00
TRANSPORTATION					
1410 TRANSP FEES FROM INDIVIDUALS	.00	.00	.00	.00	.00
TOTAL TRANSPORTATION	.00	.00	.00	.00	.00
EARNINGS ON INVESTMENTS					
1510 INTEREST ON INVESTMENTS	21,114.65	16,113.52	113,828.48	198,000.00	84,171.52
1510 INTEREST INCOME-TRAN	.00	.00	.00	.00	.00
1540 INVESTMENT INC FROM REAL PRPTY	.00	.00	.00	.00	.00
TOTAL EARNINGS ON INVESTMENTS	21,114.65	16,113.52	113,828.48	198,000.00	84,171.52

\*\*\*GARRARD COUNTY SCHOOLS\*\*\*



MONTHLY REPORT - FY 2024 Period 8

GENERAL FUND (1)	LAST FY Period	MONTH TO DATE	YEAR TO DATE	BUDGET APPROP	AVAILABLE BUDGET
STUDENT ACTIVITIES					
1740 STUDENT FEES	.00	.00	.00	.00	.00
TOTAL STUDENT ACTIVITIES	.00	.00	.00	.00	.00
OTHER REVENUE FROM LOCAL SOURCES					
1911 BUILDING RENTAL	.00	.00	.00	.00	.00
1912 BUS RENTAL	.00	.00	.00	.00	.00
1920 CONTRIBUTIONS/DONATIONS	500.00	.00	11,500.00	500.00	-11,000.00
1941 TEXTBOOK SALES	.00	.00	.00	.00	.00
1942 TEXTBOOK RENTALS	.00	.00	.00	.00	.00
1951 MISC REV FRM OTH SCH DST IN ST	.00	.00	1,590.00	.00	-1,590.00
1980 REFUND OF PRIOR YR EXPENDITURE	31,437.68	.00	15,088.79	32,000.00	16,911.21
1990 MISCELLANEOUS REVENUE	17,882.15	15.00	1,437.50	18,000.00	16,562.50
1990 MISCELLANEOUS REVENUE OTHER	.00	.00	.00	.00	.00
1992 CHROMEBOOK FEES	.00	.00	.00	.00	.00
1997 OTHER REIMBURSEMENTS	858.78	1,207.94	2,764.34	2,500.00	-264.34
1999 OTHER MISCELLANEOUS REVENUE	20,409.11	.00	6,953.56	40,000.00	33,046.44
TOTAL OTHER REVENUE FROM LOCAL SOURCES	71,087.72	1,222.94	39,334.19	93,000.00	53,665.81
TOTAL REVENUE FROM LOCAL SOURCES	5,438,976.34	699,470.50	5,652,119.52	7,395,499.00	1,743,379.48
REVENUE FROM STATE SOURCES					
STATE PROGRAM					
3111 SEEK PROGRAM	7,145,558.00	834,637.00	6,781,655.00	10,015,640.00	3,233,985.00
TOTAL STATE PROGRAM	7,145,558.00	834,637.00	6,781,655.00	10,015,640.00	3,233,985.00
OTHER STATE FUNDING					
3122 VOCATIONAL TRANSPORTATION	.00	.00	.00	108,012.00	108,012.00
3123 STATE VOCATIONAL SCHOOL	.00	.00	.00	.00	.00
3125 BUS DRVR TRAINING REIMB	.00	.00	.00	.00	.00
3126 SUB SALARY REIMB (STATE)	1,014.00	.00	1,445.58	1,000.00	-445.58
3127 STATE FLEXIBLE SPENDING REFUND	.00	.00	.00	.00	.00
3128 AUDIT REIMBURSEMENT	.00	.00	.00	.00	.00
3129 KSB/KSD TRANSP REIMBURSEMENT	.00	.00	.00	10,000.00	10,000.00
TOTAL OTHER STATE FUNDING	1,014.00	.00	1,445.58	119,012.00	117,566.42
EXPENDITURE REIMBURSEMENTS					

\*\*\*GARRARD COUNTY SCHOOLS\*\*\*



MONTHLY REPORT - FY 2024 Period 8

GENERAL FUND (1)	LAST FY Period	MONTH TO DATE	YEAR TO DATE	BUDGET APPROP	AVAILABLE BUDGET
3130 NATIONAL BOARD CERTIFICATON	.00	.00	.00	24,000.00	24,000.00
3131 STATE MISCELLANEOUS REIMBURSE	.00	.00	.00	.00	.00
3132 SLP REIMBURSEMENT	.00	.00	.00	.00	.00
TOTAL EXPENDITURE REIMBURSEMENTS	.00	.00	.00	24,000.00	24,000.00
REVENUE IN LIEU OF TAXES/STATE					
3800 TELECOMMUN TAX	48,184.52	6,023.07	48,184.56	72,500.00	24,315.44
TOTAL REVENUE IN LIEU OF TAXES/STATE	48,184.52	6,023.07	48,184.56	72,500.00	24,315.44
REVENUE ON BEHALF PAYMENTS					
3900 ON BEHALF PAYMENTS	.00	.00	.00	8,150,153.00	8,150,153.00
TOTAL REVENUE ON BEHALF PAYMENTS	.00	.00	.00	8,150,153.00	8,150,153.00
TOTAL REVENUE FROM STATE SOURCES	7,194,756.52	840,660.07	6,831,285.14	18,381,305.00	11,550,019.86
REVENUE FROM FEDERAL SOURCES					
FEDERAL REIMBURSEMENT					
4810 MEDICAID REIMBURSEMENT	191,389.97	9,413.08	258,396.38	200,000.00	-58,396.38
TOTAL FEDERAL REIMBURSEMENT	191,389.97	9,413.08	258,396.38	200,000.00	-58,396.38
TOTAL REVENUE FROM FEDERAL SOURCES	191,389.97	9,413.08	258,396.38	200,000.00	-58,396.38
OTHER RECEIPTS					
INTERFUND TRANSFERS					
5210 FUND TRANSFER	.00	.00	.00	224,413.00	224,413.00
5220 INDIRECT COSTS TRANSFER	.00	.00	.00	.00	.00
TOTAL INTERFUND TRANSFERS	.00	.00	.00	224,413.00	224,413.00
SALE OR COMP FOR LOSS OF ASSETS					
5311 SALE OF LAND & IMPROVEMENTS	.00	.00	.00	.00	.00
5312 LOSS COMP - LAND & IMPROVEMNTS	.00	.00	.00	.00	.00
5331 SALE OF BUILDINGS	.00	.00	.00	.00	.00
5332 LOSS COMP - BUILDINGS	.00	.00	.00	.00	.00
5341 SALE OF EQUIPMENT ETC	.00	.00	.00	.00	.00


\*\*\*GARRARD COUNTY SCHOOLS\*\*\*



MONTHLY REPORT - FY 2024 Period 8

GENERAL FUND (1)	LAST FY Period	MONTH TO DATE	YEAR TO DATE	BUDGET APPROP	AVAILABLE BUDGET
5342 LOSS COMP - EQUIPMENT ETC	221,851.66	.00	67,721.00	.00	-67,721.00
TOTAL SALE OR COMP FOR LOSS OF ASSETS	221,851.66	.00	67,721.00	.00	-67,721.00
LOAN PROCEEDS					
5400 LOAN PROCEEDS	.00	.00	.00	.00	.00
TOTAL LOAN PROCEEDS	.00	.00	.00	.00	.00
CAPITAL LEASE PROCEEDS					
5500 CAPITAL LEASE PROCEEDS	.00	.00	.00	.00	.00
TOTAL CAPITAL LEASE PROCEEDS	.00	.00	.00	.00	.00
TOTAL OTHER RECEIPTS	221,851.66	.00	67,721.00	224,413.00	156,692.00
TOTAL RECEIPTS	13,046,974.49	1,549,543.65	12,809,522.04	26,201,217.00	13,391,694.96
TOTAL REVENUE	17,499,286.69	1,549,543.65	17,369,945.22	30,761,640.00	13,391,694.78

\*\*\*GARRARD COUNTY SCHOOLS\*\*\*



MONTHLY REPORT - FY 2024 Period 8

GENERAL FUND (1)	LAST FY Period	MONTH TO DATE	YEAR TO DATE	BUDGET APPROP	AVAILABLE BUDGET
------------------	----------------	---------------	--------------	---------------	------------------

EXPENDITURES

0000 RESTRICT TO REV & BAL SHT ONLY					
0200 EMPLOYEE BENEFITS	.00	.00	.00	.00	.00
TOTAL 0000 RESTRICT TO REV & BAL SHT ONLY	.00	.00	.00	.00	.00
1000 INSTRUCTION					
0100 SALARIES PERSONNEL SERVICES	4,328,165.27	752,729.74	4,644,027.20	8,953,814.00	4,309,786.80
0200 EMPLOYEE BENEFITS	316,645.95	61,899.85	346,486.29	681,815.00	335,328.71
0280 ON-BEHALF	.00	.00	.00	5,562,141.00	5,562,141.00
0300 PURCHASED PROF AND TECH SERV	148,241.57	20,277.75	137,077.84	187,660.00	50,582.16
0400 PURCHASED PROPERTY SERVICES	69,724.94	330.48	15,718.23	13,200.00	-2,518.23
0500 OTHER PURCHASED SERVICES	329.15	52.46	9,487.00	666.00	-8,821.00
0600 SUPPLIES	103,127.11	23,800.71	151,137.93	458,307.80	307,169.87
0700 PROPERTY	5,050.00	.00	80,069.57	.00	-80,069.57
0800 DEBT SERVICE AND MISCELLANEOUS	20,034.52	518.19	10,091.09	32,250.00	22,158.91
0840 CONTINGENCY	.00	.00	.00	.00	.00
TOTAL 1000 INSTRUCTION	4,991,318.51	859,609.18	5,394,095.15	15,889,853.80	10,495,758.65
2100 STUDENT SUPPORT SERVICES					
0100 SALARIES PERSONNEL SERVICES	230,373.29	32,719.47	212,989.86	436,325.00	223,335.14
0200 EMPLOYEE BENEFITS	22,017.65	3,023.68	19,525.88	38,449.00	18,923.12
0280 ON-BEHALF	.00	.00	.00	277,647.00	277,647.00
0300 PURCHASED PROF AND TECH SERV	175.00	.00	680.00	800.00	120.00
0500 OTHER PURCHASED SERVICES	69,206.20	.00	69,110.08	69,364.00	253.92
0600 SUPPLIES	10,024.24	201.46	5,945.43	10,250.00	4,304.57
0700 PROPERTY	.00	.00	.00	.00	.00
0800 DEBT SERVICE AND MISCELLANEOUS	.00	.00	.00	.00	.00
TOTAL 2100 STUDENT SUPPORT SERVICES	331,796.38	35,944.61	308,251.25	832,835.00	524,583.75
2200 INSTRUCTIONAL STAFF SUPP SERV					
0100 SALARIES PERSONNEL SERVICES	146,658.37	25,874.88	155,897.98	308,264.00	152,366.02
0200 EMPLOYEE BENEFITS	7,105.01	1,349.68	7,496.55	14,726.00	7,229.45
0280 ON-BEHALF	.00	.00	.00	169,973.00	169,973.00
0300 PURCHASED PROF AND TECH SERV	.00	.00	.00	.00	.00
0400 PURCHASED PROPERTY SERVICES	499.10	159.19	159.19	1,000.00	840.81
0500 OTHER PURCHASED SERVICES	.00	.00	.00	.00	.00
0600 SUPPLIES	30,600.71	186.92	26,278.28	37,900.00	11,621.72
0700 PROPERTY	.00	.00	.00	.00	.00
0800 DEBT SERVICE AND MISCELLANEOUS	.00	.00	.00	.00	.00
TOTAL 2200 INSTRUCTIONAL STAFF SUPP SERV	184,863.19	27,570.67	189,832.00	531,863.00	342,031.00

MONTHLY REPORT - FY 2024 Period 8

GENERAL FUND (1)	LAST FY Period	MONTH TO DATE	YEAR TO DATE	BUDGET APPROP	AVAILABLE BUDGET
------------------	----------------	---------------	--------------	---------------	------------------

2300 DISTRICT ADMIN SUPPORT

0100 SALARIES PERSONNEL SERVICES	161,735.17	29,031.55	174,647.28	294,664.00	120,016.72
0200 EMPLOYEE BENEFITS	59,651.66	3,606.94	56,717.45	33,364.00	-23,353.45
0280 ON-BEHALF	.00	.00	.00	144,581.00	144,581.00
0300 PURCHASED PROF AND TECH SERV	190,959.51	11,529.87	202,340.52	218,635.00	16,294.48
0400 PURCHASED PROPERTY SERVICES	14,355.54	5,376.92	11,899.77	10,000.00	-1,899.77
0500 OTHER PURCHASED SERVICES	175,481.36	4,084.16	254,278.25	202,714.00	-51,564.25
0600 SUPPLIES	66,372.61	4,123.03	90,942.99	70,061.18	-20,881.81
0700 PROPERTY	34,191.14	.00	66,187.60	23,000.00	-43,187.60
0800 DEBT SERVICE AND MISCELLANEOUS	25,263.67	1,152.50	23,530.22	18,000.00	-5,530.22
0840 CONTINGENCY	.00	.00	.00	.00	.00
0900 OTHER ITEMS	.00	.00	.00	.00	.00
<b>TOTAL 2300 DISTRICT ADMIN SUPPORT</b>	<b>728,010.66</b>	<b>58,904.97</b>	<b>880,344.08</b>	<b>1,015,019.18</b>	<b>134,675.10</b>

2400 SCHOOL ADMIN SUPPORT

0100 SALARIES PERSONNEL SERVICES	598,183.77	93,299.02	623,167.97	1,106,075.00	482,907.03
0200 EMPLOYEE BENEFITS	69,793.99	10,715.65	68,210.85	126,239.00	58,028.15
0280 ON-BEHALF	.00	.00	.00	560,036.00	560,036.00
0300 PURCHASED PROF AND TECH SERV	3,552.50	1,000.00	2,804.00	6,496.00	3,692.00
0400 PURCHASED PROPERTY SERVICES	36,165.81	4,315.37	31,277.09	51,000.00	19,722.91
0500 OTHER PURCHASED SERVICES	968.50	872.44	14,471.78	3,000.00	-11,471.78
0600 SUPPLIES	135,344.10	20,121.76	148,536.63	204,070.48	55,733.85
0700 PROPERTY	.00	.00	.00	.00	.00
0800 DEBT SERVICE AND MISCELLANEOUS	4,968.57	.00	4,537.32	8,700.00	4,162.68
0840 CONTINGENCY	.00	.00	.00	.00	.00
0900 OTHER ITEMS	.00	.00	.00	.00	.00
<b>TOTAL 2400 SCHOOL ADMIN SUPPORT</b>	<b>848,977.24</b>	<b>130,324.24</b>	<b>892,805.64</b>	<b>2,065,616.48</b>	<b>1,172,810.84</b>

2500 BUSINESS SUPPORT SERVICES

0100 SALARIES PERSONNEL SERVICES	246,177.57	36,253.33	257,402.09	438,231.00	180,828.91
0200 EMPLOYEE BENEFITS	44,948.92	6,024.38	42,289.75	73,369.00	31,079.25
0280 ON-BEHALF	.00	.00	.00	266,642.00	266,642.00
0300 PURCHASED PROF AND TECH SERV	9,672.64	.00	6,837.98	13,500.00	6,662.02
0400 PURCHASED PROPERTY SERVICES	.00	.00	.00	.00	.00
0500 OTHER PURCHASED SERVICES	5,897.66	199.86	7,265.90	155,554.00	148,288.10
0600 SUPPLIES	10,090.17	.00	14,174.77	13,750.00	-424.77
0700 PROPERTY	.00	.00	.00	.00	.00
0800 DEBT SERVICE AND MISCELLANEOUS	.00	.00	.00	500.00	500.00
<b>TOTAL 2500 BUSINESS SUPPORT SERVICES</b>	<b>316,786.96</b>	<b>42,477.57</b>	<b>327,970.49</b>	<b>961,546.00</b>	<b>633,575.51</b>


2600 PLANT OPERATIONS AND MAINTENANCE

0100 SALARIES PERSONNEL SERVICES	394,002.61	59,672.65	428,737.76	770,201.00	341,463.24
----------------------------------	------------	-----------	------------	------------	------------

MONTHLY REPORT - FY 2024 Period 8

GENERAL FUND (1)	LAST FY Period	MONTH TO DATE	YEAR TO DATE	BUDGET APPROP	AVAILABLE BUDGET
0200 EMPLOYEE BENEFITS	139,409.84	19,745.72	137,044.27	253,735.00	116,690.73
0280 ON-BEHALF	.00	.00	.00	423,959.00	423,959.00
0300 PURCHASED PROF AND TECH SERV	36,348.00	55,435.00	99,399.88	146,487.26	47,087.38
0400 PURCHASED PROPERTY SERVICES	694,902.29	45,587.99	698,945.59	860,000.25	161,054.66
0500 OTHER PURCHASED SERVICES	42,050.34	653.10	5,224.80	70,050.00	64,825.20
0600 SUPPLIES	547,037.34	81,405.02	554,759.67	846,692.72	291,933.05
0700 PROPERTY	290,026.25	.00	.00	55,000.00	55,000.00
0800 DEBT SERVICE AND MISCELLANEOUS	20.00	.00	20.00	.00	-20.00
TOTAL 2600 PLANT OPERATIONS AND MAINTENANCE	2,143,796.67	262,499.48	1,924,131.97	3,426,125.23	1,501,993.26
2700 STUDENT TRANSPORTATION					
0100 SALARIES PERSONNEL SERVICES	553,234.92	94,215.99	593,058.70	1,025,144.00	432,085.30
0200 EMPLOYEE BENEFITS	196,639.28	30,544.55	193,985.10	339,897.00	145,911.90
0280 ON-BEHALF	.00	.00	.00	596,470.00	596,470.00
0300 PURCHASED PROF AND TECH SERV	2,830.00	.00	3,034.00	4,450.00	1,416.00
0400 PURCHASED PROPERTY SERVICES	4,291.50	462.73	7,376.62	5,050.00	-2,326.62
0500 OTHER PURCHASED SERVICES	43,744.44	.00	55,194.01	46,200.00	-8,994.01
0600 SUPPLIES	322,975.06	36,937.80	259,295.17	347,750.00	88,454.83
0700 PROPERTY	49,119.20	.00	367,984.00	631,472.00	263,488.00
0800 DEBT SERVICE AND MISCELLANEOUS	1,001.10	-730.66	1,551.68	.00	-1,551.68
TOTAL 2700 STUDENT TRANSPORTATION	1,173,835.50	161,430.41	1,481,479.28	2,996,433.00	1,514,953.72
3100 FOOD SERVICE OPERATION					
0200 EMPLOYEE BENEFITS	.00	.00	.00	.00	.00
0280 ON-BEHALF	.00	.00	.00	.00	.00
TOTAL 3100 FOOD SERVICE OPERATION	.00	.00	.00	.00	.00
3300 COMMUNITY SERVICES					
0100 SALARIES PERSONNEL SERVICES	.00	.00	.00	.00	.00
0200 EMPLOYEE BENEFITS	.00	.00	.00	.00	.00
0280 ON-BEHALF	.00	.00	.00	.00	.00
0500 OTHER PURCHASED SERVICES	.00	.00	.00	.00	.00
0600 SUPPLIES	.00	.00	.00	.00	.00
TOTAL 3300 COMMUNITY SERVICES	.00	.00	.00	.00	.00
3400 ADULT EDUCATION OPERATIONS					
0200 EMPLOYEE BENEFITS	.00	.00	.00	.00	.00
0280 ON-BEHALF	.00	.00	.00	.00	.00
TOTAL 3400 ADULT EDUCATION OPERATIONS	.00	.00	.00	.00	.00

\*\*\*GARRARD COUNTY SCHOOLS\*\*\*



MONTHLY REPORT - FY 2024 Period 8

GENERAL FUND (1)	LAST FY Period	MONTH TO DATE	YEAR TO DATE	BUDGET APPROP	AVAILABLE BUDGET
4200 LAND IMPROVEMENTS					
0200 EMPLOYEE BENEFITS	.00	.00	.00	.00	.00
0300 PURCHASED PROF AND TECH SERV	.00	.00	.00	.00	.00
0400 PURCHASED PROPERTY SERVICES	.00	.00	.00	.00	.00
0700 PROPERTY	.00	.00	.00	.00	.00
TOTAL 4200 LAND IMPROVEMENTS	.00	.00	.00	.00	.00
4700 BUILDING IMPROVEMENTS					
0200 EMPLOYEE BENEFITS	.00	.00	.00	.00	.00
0400 PURCHASED PROPERTY SERVICES	.00	.00	.00	.00	.00
TOTAL 4700 BUILDING IMPROVEMENTS	.00	.00	.00	.00	.00
5100 DEBT SERVICE					
0800 DEBT SERVICE AND MISCELLANEOUS	.00	.00	.00	.00	.00
TOTAL 5100 DEBT SERVICE	.00	.00	.00	.00	.00
5200 FUND TRANSFERS					
0200 EMPLOYEE BENEFITS	.00	.00	.00	.00	.00
0900 OTHER ITEMS	252,136.02	87,659.22	265,381.44	289,807.00	24,425.56
TOTAL 5200 FUND TRANSFERS	252,136.02	87,659.22	265,381.44	289,807.00	24,425.56
5300 CONTINGENCY					
0200 EMPLOYEE BENEFITS	.00	.00	.00	.00	.00
0800 DEBT SERVICE AND MISCELLANEOUS	.00	.00	.00	.00	.00
0840 CONTINGENCY	.00	.00	.00	2,752,541.31	2,752,541.31
TOTAL 5300 CONTINGENCY	.00	.00	.00	2,752,541.31	2,752,541.31
TOTAL EXPENDITURES	10,971,521.13	1,666,420.35	11,664,291.30	30,761,640.00	19,097,348.70
TOTAL FOR GENERAL FUND (1)	6,527,765.56	-116,876.70	5,705,653.92	.00	-5,705,653.92



\*\*\*GARRARD COUNTY SCHOOLS\*\*\*



MONTHLY REPORT - FY 2024 Period 8

SPECIAL_REVENUE (2)	LAST FY Period	MONTH TO DATE	YEAR TO DATE	BUDGET APPROP	AVAILABLE BUDGET
<b>REVENUES</b>					
<b>RECEIPTS</b>					
UNDEFINED REV SOURCE					
UNDEFINED REV TYPE					
0349 OTHER PROFESSIONAL SERVICES	.00	.00	.00	.00	.00
TOTAL UNDEFINED REV TYPE	.00	.00	.00	.00	.00
TOTAL UNDEFINED REV SOURCE	.00	.00	.00	.00	.00
TOTAL RECEIPTS	.00	.00	.00	.00	.00
0999 BEGINNING BALANCE					
TOTAL 0999 BEGINNING BALANCE	.00	.00	.00	.00	.00
<b>RECEIPTS</b>					
<b>REVENUE FROM LOCAL SOURCES</b>					
<b>TUITION</b>					
1310 TUITION FROM INDIVIDUALS	.00	.00	.00	.00	.00
1340 OTHER TUITION TRANSFER	.00	.00	.00	.00	.00
TOTAL TUITION	.00	.00	.00	.00	.00
<b>EARNINGS ON INVESTMENTS</b>					
1510 INTEREST ON INVESTMENTS	.00	.00	.00	.00	.00
TOTAL EARNINGS ON INVESTMENTS	.00	.00	.00	.00	.00
<b>STUDENT ACTIVITIES</b>					
1710 ADMISSIONS	.00	.00	.00	.00	.00
1720 M/L ENTERPRISE SALES	.00	.00	.00	.00	.00
1790 Other Student Activity Income	.00	.00	.00	.00	.00
TOTAL STUDENT ACTIVITIES	.00	.00	.00	.00	.00
<b>OTHER REVENUE FROM LOCAL SOURCES</b>					

\*\*\*GARRARD COUNTY SCHOOLS\*\*\*



MONTHLY REPORT - FY 2024 Period 8

SPECIAL REVENUE (2)	LAST FY Period	MONTH TO DATE	YEAR TO DATE	BUDGET APPROP	AVAILABLE BUDGET
1920 CONTRIBUTIONS/DONATIONS	12,349.15	250.00	9,531.69	.00	-9,531.69
1920 DONATIONS-NAN SMITH	.00	.00	.00	.00	.00
1925 REIMBURSEMENTS (NON-GVT)	.00	.00	.00	.00	.00
1990 MISCELLANEOUS REVENUE	117,999.33	15,075.00	120,473.62	150,750.00	30,276.38
1997 OTHER REIMBURSEMENTS	-2,969.25	.00	.00	.00	.00
TOTAL OTHER REVENUE FROM LOCAL SOURCES	127,379.23	15,325.00	130,005.31	150,750.00	20,744.69
TOTAL REVENUE FROM LOCAL SOURCES	127,379.23	15,325.00	130,005.31	150,750.00	20,744.69
REVENUE FROM STATE SOURCES					
STATE PROGRAM					
3111 SEEK PROGRAM	.00	.00	.00	.00	.00
TOTAL STATE PROGRAM	.00	.00	.00	.00	.00
RESTRICTED					
3200 RESTRICTED STATE REVENUE	1,085,075.15	232,032.25	1,157,731.54	1,427,164.65	269,433.11
3200 FLEX FUND TRANSFER	.00	.00	.00	.00	.00
TOTAL RESTRICTED	1,085,075.15	232,032.25	1,157,731.54	1,427,164.65	269,433.11
TOTAL REVENUE FROM STATE SOURCES	1,085,075.15	232,032.25	1,157,731.54	1,427,164.65	269,433.11
REVENUE FROM FEDERAL SOURCES					
RESTRICTED THROUGH THE STATE					
4500 RESTRICTED FED THRU STATE	1,962,957.44	255,496.68	1,582,288.09	1,772,940.00	190,651.91
4500 FEDERAL FUND TRANSF	.00	.00	.00	.00	.00
TOTAL RESTRICTED THROUGH THE STATE	1,962,957.44	255,496.68	1,582,288.09	1,772,940.00	190,651.91
THROUGH INTERMEDIATE AGENCIES					
4700 FEDERAL REV THRU INTERMED SRC	-1,872.95	.00	.00	.00	.00
TOTAL THROUGH INTERMEDIATE AGENCIES	-1,872.95	.00	.00	.00	.00
TOTAL REVENUE FROM FEDERAL SOURCES	1,961,084.49	255,496.68	1,582,288.09	1,772,940.00	190,651.91

\*\*\*GARRARD COUNTY SCHOOLS\*\*\*



MONTHLY REPORT - FY 2024 Period 8

SPECIAL REVENUE (2)	LAST FY Period	MONTH TO DATE	YEAR TO DATE	BUDGET APPROP	AVAILABLE BUDGET
OTHER RECEIPTS					
INTERFUND TRANSFERS					
5210 FUND TRANSFER	28,214.00	1,550.00	34,290.00	49,375.00	15,085.00
TOTAL INTERFUND TRANSFERS	28,214.00	1,550.00	34,290.00	49,375.00	15,085.00
TOTAL OTHER RECEIPTS	28,214.00	1,550.00	34,290.00	49,375.00	15,085.00
TOTAL RECEIPTS	3,201,752.87	504,403.93	2,904,314.94	3,400,229.65	495,914.71
TOTAL REVENUE	3,201,752.87	504,403.93	2,904,314.94	3,400,229.65	495,914.71

\*\*\*GARRARD COUNTY SCHOOLS\*\*\*



MONTHLY REPORT - FY 2024 Period 8

SPECIAL REVENUE (2)	LAST FY Period	MONTH TO DATE	YEAR TO DATE	BUDGET APPROP	AVAILABLE BUDGET
<b>EXPENDITURES</b>					
0000 RESTRICT TO REV & BAL SHT ONLY					
0200 EMPLOYEE BENEFITS	.00	.00	.00	.00	.00
TOTAL 0000 RESTRICT TO REV & BAL SHT ONLY	.00	.00	.00	.00	.00
1000 INSTRUCTION					
0100 SALARIES PERSONNEL SERVICES	1,565,587.71	260,742.61	1,571,014.02	2,031,429.00	460,414.98
0200 EMPLOYEE BENEFITS	468,976.68	102,274.20	527,640.83	492,496.00	-35,144.83
0300 PURCHASED PROF AND TECH SERV	68,095.28	17,187.49	50,368.89	70,573.00	20,204.11
0400 PURCHASED PROPERTY SERVICES	25,322.50	.00	32,095.02	40,000.00	7,904.98
0500 OTHER PURCHASED SERVICES	25,766.73	30.28	16,258.81	25,329.00	9,070.19
0600 SUPPLIES	527,958.72	25,919.35	206,386.02	254,080.50	47,694.48
0700 PROPERTY	107,121.50	.00	88,993.00	90,265.00	1,272.00
0800 DEBT SERVICE AND MISCELLANEOUS	16,466.91	654.48	13,080.71	18,903.50	5,822.79
0840 CONTINGENCY	.00	.00	.00	.00	.00
0900 OTHER ITEMS	.00	.00	.00	.00	.00
TOTAL 1000 INSTRUCTION	2,805,296.03	406,808.41	2,505,837.30	3,023,076.00	517,238.70
2100 STUDENT SUPPORT SERVICES					
0100 SALARIES PERSONNEL SERVICES	24,851.88	4,290.46	17,447.96	41,039.00	23,591.04
0200 EMPLOYEE BENEFITS	1,213.00	236.85	866.59	2,056.00	1,189.41
0300 PURCHASED PROF AND TECH SERV	.00	.00	.00	.00	.00
0400 PURCHASED PROPERTY SERVICES	.00	.00	.00	.00	.00
0500 OTHER PURCHASED SERVICES	.00	.00	.00	.00	.00
0600 SUPPLIES	.00	.00	.00	.00	.00
0700 PROPERTY	.00	.00	.00	.00	.00
0800 DEBT SERVICE AND MISCELLANEOUS	.00	.00	.00	.00	.00
TOTAL 2100 STUDENT SUPPORT SERVICES	26,064.88	4,527.31	18,314.55	43,095.00	24,780.45
2200 INSTRUCTIONAL STAFF SUPP SERV					
0100 SALARIES PERSONNEL SERVICES	5,833.38	833.34	6,003.38	19,110.00	13,106.62
0200 EMPLOYEE BENEFITS	279.72	41.84	303.97	890.00	586.03
0300 PURCHASED PROF AND TECH SERV	34,265.00	.00	2,988.00	39,651.00	36,663.00
0400 PURCHASED PROPERTY SERVICES	.00	.00	.00	.00	.00
0500 OTHER PURCHASED SERVICES	13,622.00	.00	2,276.55	4,700.00	2,423.45
0600 SUPPLIES	.00	.00	.00	1,557.00	1,557.00
0700 PROPERTY	.00	.00	.00	.00	.00
0800 DEBT SERVICE AND MISCELLANEOUS	.00	.00	.00	2,053.00	2,053.00
0900 OTHER ITEMS	.00	.00	.00	.00	.00
TOTAL 2200 INSTRUCTIONAL STAFF SUPP SERV	54,000.10	875.18	11,571.90	67,961.00	56,389.10


\*\*\*GARRARD COUNTY SCHOOLS\*\*\*



MONTHLY REPORT - FY 2024 Period 8

SPECIAL REVENUE (2)	LAST FY Period	MONTH TO DATE	YEAR TO DATE	BUDGET APPROP	AVAILABLE BUDGET
2300 DISTRICT ADMIN SUPPORT					
0100 SALARIES PERSONNEL SERVICES	.00	.00	.00	.00	.00
0300 PURCHASED PROF AND TECH SERV	.00	.00	.00	.00	.00
0400 PURCHASED PROPERTY SERVICES	.00	.00	.00	.00	.00
0500 OTHER PURCHASED SERVICES	.00	.00	921.52	.00	-921.52
0600 SUPPLIES	16,544.12	.00	.00	.00	.00
0700 PROPERTY	.00	.00	.00	.00	.00
TOTAL 2300 DISTRICT ADMIN SUPPORT	16,544.12	.00	921.52	.00	-921.52
2400 SCHOOL ADMIN SUPPORT					
0100 SALARIES PERSONNEL SERVICES	.00	.00	.00	.00	.00
0200 EMPLOYEE BENEFITS	.00	.00	.00	.00	.00
0500 OTHER PURCHASED SERVICES	.00	.00	.00	.00	.00
0600 SUPPLIES	1,510.54	.00	.00	.00	.00
0800 DEBT SERVICE AND MISCELLANEOUS	.00	.00	.00	.00	.00
0840 CONTINGENCY	.00	.00	.00	.00	.00
0900 OTHER ITEMS	.00	.00	.00	.00	.00
TOTAL 2400 SCHOOL ADMIN SUPPORT	1,510.54	.00	.00	.00	.00
2500 BUSINESS SUPPORT SERVICES					
0600 SUPPLIES	203.96	.00	.00	.00	.00
TOTAL 2500 BUSINESS SUPPORT SERVICES	203.96	.00	.00	.00	.00
2600 PLANT OPERATIONS AND MAINTENANCE					
0100 SALARIES PERSONNEL SERVICES	.00	.00	.00	.00	.00
0200 EMPLOYEE BENEFITS	.00	.00	.00	.00	.00
0300 PURCHASED PROF AND TECH SERV	60,856.44	.00	.00	.00	.00
0400 PURCHASED PROPERTY SERVICES	5,510.26	.00	.00	.00	.00
0500 OTHER PURCHASED SERVICES	.00	.00	.00	.00	.00
0600 SUPPLIES	.00	.00	.00	.00	.00
0700 PROPERTY	47,500.00	.00	.00	.00	.00
0900 OTHER ITEMS	.00	.00	.00	.00	.00
TOTAL 2600 PLANT OPERATIONS AND MAINTENANCE	113,866.70	.00	.00	.00	.00
2700 STUDENT TRANSPORTATION					
0100 SALARIES PERSONNEL SERVICES	.00	.00	.00	.00	.00
0200 EMPLOYEE BENEFITS	.00	.00	.00	.00	.00
0600 SUPPLIES	.00	.00	.00	.00	.00
0700 PROPERTY	.00	.00	.00	.00	.00

\*\*\*GARRARD COUNTY SCHOOLS\*\*\*



MONTHLY REPORT - FY 2024 Period 8

SPECIAL REVENUE (2)	LAST FY Period	MONTH TO DATE	YEAR TO DATE	BUDGET APPROP	AVAILABLE BUDGET
0800 DEBT SERVICE AND MISCELLANEOUS	.00	.00	.00	.00	.00
TOTAL 2700 STUDENT TRANSPORTATION	.00	.00	.00	.00	.00
2900 OTHER INSTRUCTIONAL					
0100 SALARIES PERSONNEL SERVICES	.00	.00	.00	.00	.00
0200 EMPLOYEE BENEFITS	.00	.00	.00	.00	.00
TOTAL 2900 OTHER INSTRUCTIONAL	.00	.00	.00	.00	.00
3300 COMMUNITY SERVICES					
0100 SALARIES PERSONNEL SERVICES	96,377.26	14,096.78	98,677.46	169,765.02	71,087.56
0200 EMPLOYEE BENEFITS	32,925.30	4,444.53	30,363.12	53,191.30	22,828.18
0300 PURCHASED PROF AND TECH SERV	720.00	.00	1,160.00	4,960.00	3,800.00
0400 PURCHASED PROPERTY SERVICES	.00	.00	.00	.00	.00
0500 OTHER PURCHASED SERVICES	1,625.72	727.16	2,543.21	7,002.00	4,458.79
0600 SUPPLIES	19,786.96	1,427.34	20,407.32	30,399.14	9,991.82
0700 PROPERTY	.00	.00	.00	.00	.00
0800 DEBT SERVICE AND MISCELLANEOUS	212.00	60.00	583.44	780.19	196.75
0900 OTHER ITEMS	.00	.00	.00	.00	.00
TOTAL 3300 COMMUNITY SERVICES	151,647.24	20,755.81	153,734.55	266,097.65	112,363.10
3400 ADULT EDUCATION OPERATIONS					
0400 PURCHASED PROPERTY SERVICES	.00	.00	.00	.00	.00
0500 OTHER PURCHASED SERVICES	.00	.00	.00	.00	.00
0600 SUPPLIES	.00	.00	.00	.00	.00
0800 DEBT SERVICE AND MISCELLANEOUS	.00	.00	.00	.00	.00
TOTAL 3400 ADULT EDUCATION OPERATIONS	.00	.00	.00	.00	.00
5200 FUND TRANSFERS					
0200 EMPLOYEE BENEFITS	.00	.00	.00	.00	.00
0900 OTHER ITEMS	.00	.00	.00	.00	.00
TOTAL 5200 FUND TRANSFERS	.00	.00	.00	.00	.00
TOTAL EXPENDITURES	3,169,133.57	432,966.71	2,690,379.82	3,400,229.65	709,849.83
TOTAL FOR SPECIAL REVENUE (2)	32,619.30	71,437.22	213,935.12	.00	-213,935.12

\*\*\*GARRARD COUNTY SCHOOLS\*\*\*



MONTHLY REPORT - FY 2024 Period 8

DIST ACTIVITY (SPEC REV ANN) (	LAST FY Period	MONTH TO DATE	YEAR TO DATE	BUDGET APPROP	AVAILABLE BUDGET
<b>REVENUES</b>					
0999 BEGINNING BALANCE					
<b>TOTAL 0999 BEGINNING BALANCE</b>	184,767.05	.00	171,702.59	172,553.30	850.71
<b>RECEIPTS</b>					
REVENUE FROM LOCAL SOURCES					
EARNINGS ON INVESTMENTS					
1510 INTEREST ON INVESTMENTS	.00	.00	.00	.00	.00
<b>TOTAL EARNINGS ON INVESTMENTS</b>	.00	.00	.00	.00	.00
<b>STUDENT ACTIVITIES</b>					
1710 ADMISSIONS	.00	.00	429.60	.00	-429.60
1720 Bookstore Sales	.00	.00	.00	.00	.00
1730 CLUB & OTHER DUES	.00	.00	.00	.00	.00
1740 STUDENT FEES	.00	.00	.00	.00	.00
1750 Revenue from Enterprise Activ	.00	.00	150.00	.00	-150.00
1790 Other Student Activity Income	90.00	15.00	9,076.21	.00	-9,076.21
<b>TOTAL STUDENT ACTIVITIES</b>	90.00	15.00	9,655.81	.00	-9,655.81
<b>OTHER REVENUE FROM LOCAL SOURCES</b>					
1920 CONTRIBUTIONS/DONATIONS	10,020.00	.00	.00	.00	.00
1990 MISCELLANEOUS REVENUE	.00	.00	.00	.00	.00
1997 OTHER REIMBURSEMENTS	15.00	.00	203.20	.00	-203.20
<b>TOTAL OTHER REVENUE FROM LOCAL SOURCES</b>	10,035.00	.00	203.20	.00	-203.20
<b>TOTAL REVENUE FROM LOCAL SOURCES</b>	10,125.00	15.00	9,859.01	.00	-9,859.01
<b>OTHER RECEIPTS</b>					
<b>INTERFUND TRANSFERS</b>					
5210 FUND TRANSFER	187,175.48	8,850.72	186,114.91	147,743.00	-38,371.91
<b>TOTAL INTERFUND TRANSFERS</b>	187,175.48	8,850.72	186,114.91	147,743.00	-38,371.91
<b>TOTAL OTHER RECEIPTS</b>					

\*\*\*GARRARD COUNTY SCHOOLS\*\*\*



MONTHLY REPORT - FY 2024 Period 8

DIST ACTIVITY (SPEC REV ANN) (	LAST FY Period	MONTH TO DATE	YEAR TO DATE	BUDGET APPROP	AVAILABLE BUDGET
	187,175.48	8,850.72	186,114.91	147,743.00	-38,371.91
TOTAL RECEIPTS	197,300.48	8,865.72	195,973.92	147,743.00	-48,230.92
TOTAL REVENUE	382,067.53	8,865.72	367,676.51	320,296.30	-47,380.21



\*\*\*GARRARD COUNTY SCHOOLS\*\*\*



MONTHLY REPORT - FY 2024 Period 8

DIST ACTIVITY (SPEC REV ANN) (		LAST FY Period	MONTH TO DATE	YEAR TO DATE	BUDGET APPROP	AVAILABLE BUDGET
<b>EXPENDITURES</b>						
1000	INSTRUCTION					
0100	SALARIES PERSONNEL SERVICES	2,167.50	1,182.33	5,588.58	2,500.00	-3,088.58
0200	EMPLOYEE BENEFITS	123.21	11.85	414.63	147.00	-267.63
0300	PURCHASED PROF AND TECH SERV	2,895.00	205.00	4,562.50	1,472.00	-3,090.50
0400	PURCHASED PROPERTY SERVICES	6,015.80	.00	1,720.22	5,000.00	3,279.78
0500	OTHER PURCHASED SERVICES	1,721.09	148.74	16,364.40	3,044.00	-13,320.40
0600	SUPPLIES	72,590.55	3,937.16	74,202.71	286,388.30	212,185.59
0700	PROPERTY	.00	.00	.00	.00	.00
0800	DEBT SERVICE AND MISCELLANEOUS	36,992.47	3,028.63	27,278.94	2,130.00	-25,148.94
0900	OTHER ITEMS	.00	.00	.00	.00	.00
	TOTAL 1000 INSTRUCTION	122,505.62	8,513.71	130,131.98	300,681.30	170,549.32
2100	STUDENT SUPPORT SERVICES					
0600	SUPPLIES	.00	.00	240.30	1,858.00	1,617.70
0800	DEBT SERVICE AND MISCELLANEOUS	.00	.00	.00	.00	.00
	TOTAL 2100 STUDENT SUPPORT SERVICES	.00	.00	240.30	1,858.00	1,617.70
2200	INSTRUCTIONAL STAFF SUPP SERV					
0300	PURCHASED PROF AND TECH SERV	.00	.00	132.00	.00	-132.00
0500	OTHER PURCHASED SERVICES	.00	.00	.00	.00	.00
0600	SUPPLIES	4,685.07	.00	11,472.00	17,757.00	6,285.00
0700	PROPERTY	.00	.00	.00	.00	.00
	TOTAL 2200 INSTRUCTIONAL STAFF SUPP SERV	4,685.07	.00	11,604.00	17,757.00	6,153.00
2600	PLANT OPERATIONS AND MAINTENANCE					
0600	SUPPLIES	.00	.00	.00	.00	.00
	TOTAL 2600 PLANT OPERATIONS AND MAINTENANCE	.00	.00	.00	.00	.00
2700	STUDENT TRANSPORTATION					
0800	DEBT SERVICE AND MISCELLANEOUS	.00	.00	.00	.00	.00
	TOTAL 2700 STUDENT TRANSPORTATION	.00	.00	.00	.00	.00
5200	FUND TRANSFERS					
0900	OTHER ITEMS	.00	.00	.00	.00	.00


\*\*\*GARRARD COUNTY SCHOOLS\*\*\*



MONTHLY REPORT - FY 2024 Period 8

DIST ACTIVITY (SPEC REV ANN) (	LAST FY Period	MONTH TO DATE	YEAR TO DATE	BUDGET APPROP	AVAILABLE BUDGET
TOTAL 5200 FUND TRANSFERS	.00	.00	.00	.00	.00
TOTAL EXPENDITURES	127,190.69	8,513.71	141,976.28	320,296.30	178,320.02
TOTAL FOR DIST ACTIVITY (SPEC REV ANN) (	254,876.84	352.01	225,700.23	.00	-225,700.23

\*\*\*GARRARD COUNTY SCHOOLS\*\*\*



MONTHLY REPORT - FY 2024 Period 8

STUDENT ACTIVITY FUND (25)	LAST FY Period	MONTH TO DATE	YEAR TO DATE	BUDGET APPROP	AVAILABLE BUDGET
<b>REVENUES</b>					
0999 BEGINNING BALANCE					
TOTAL 0999 BEGINNING BALANCE	331,435.51	.00	387,776.70	387,775.00	-1.70
<b>RECEIPTS</b>					
REVENUE FROM LOCAL SOURCES					
STUDENT ACTIVITIES					
1710 ADMISSIONS	65,096.00	13,973.75	92,654.00	62,000.00	-30,654.00
1720 Bookstore Sales	.00	1,109.50	31,582.11	.00	-31,582.11
1730 CLUB & OTHER DUES	9,591.00	564.95	7,789.39	2,050.00	-5,739.39
1740 STUDENT FEES	48,157.10	2,265.50	62,605.19	43,643.00	-18,962.19
1750 Revenue from Enterprise Activ	9,841.08	885.00	20,805.57	34,291.00	13,485.43
1790 Other Student Activity Income	283,554.80	50,010.37	336,397.30	399,626.00	63,228.70
TOTAL STUDENT ACTIVITIES	283,554.80	68,809.07	551,833.56	541,610.00	-10,223.56
TOTAL REVENUE FROM LOCAL SOURCES	416,239.98	68,809.07	551,833.56	541,610.00	-10,223.56
TOTAL RECEIPTS	416,239.98	68,809.07	551,833.56	541,610.00	-10,223.56
TOTAL REVENUE	747,675.49	68,809.07	939,610.26	929,385.00	-10,225.26

\*\*\*GARRARD COUNTY SCHOOLS\*\*\*



MONTHLY REPORT - FY 2024 Period 8

STUDENT ACTIVITY FUND (25)	LAST FY Period	MONTH TO DATE	YEAR TO DATE	BUDGET APPROP	AVAILABLE BUDGET
<b>EXPENDITURES</b>					
1000 INSTRUCTION					
0300 PURCHASED PROF AND TECH SERV	37,419.95	325.00	56,652.63	.00	-56,652.63
0400 PURCHASED PROPERTY SERVICES	3,362.50	.00	2,835.00	.00	-2,835.00
0500 OTHER PURCHASED SERVICES	2,076.38	275.39	3,217.11	.00	-3,217.11
0600 SUPPLIES	106,065.63	19,392.54	171,634.75	32,890.00	-138,744.75
0700 PROPERTY	179.00	.00	.00	.00	.00
0800 DEBT SERVICE AND MISCELLANEOUS	141,858.91	31,028.98	201,351.21	474,221.00	272,869.79
0840 CONTINGENCY	.00	.00	.00	376,052.00	376,052.00
TOTAL 1000 INSTRUCTION	290,962.37	51,021.91	435,690.70	883,163.00	447,472.30
2100 STUDENT SUPPORT SERVICES					
0500 OTHER PURCHASED SERVICES	.00	.00	.00	.00	.00
0600 SUPPLIES	.00	.00	.00	.00	.00
0800 DEBT SERVICE AND MISCELLANEOUS	.00	19.60	19.60	.00	-19.60
TOTAL 2100 STUDENT SUPPORT SERVICES	.00	19.60	19.60	.00	-19.60
2200 INSTRUCTIONAL STAFF SUPP SERV					
0600 SUPPLIES	277.53	.00	466.57	11,983.00	11,516.43
0800 DEBT SERVICE AND MISCELLANEOUS	.00	.00	3,596.30	.00	-3,596.30
TOTAL 2200 INSTRUCTIONAL STAFF SUPP SERV	277.53	.00	4,062.87	11,983.00	7,920.13
2700 STUDENT TRANSPORTATION					
0300 PURCHASED PROF AND TECH SERV	.00	.00	.00	.00	.00
0600 SUPPLIES	.00	.00	.00	.00	.00
0800 DEBT SERVICE AND MISCELLANEOUS	2,142.40	2,160.84	3,529.37	10,196.00	6,666.63
TOTAL 2700 STUDENT TRANSPORTATION	2,142.40	2,160.84	3,529.37	10,196.00	6,666.63
5200 FUND TRANSFERS					
0900 OTHER ITEMS	73,475.78	10,730.67	70,078.86	24,043.00	-46,035.86
TOTAL 5200 FUND TRANSFERS	73,475.78	10,730.67	70,078.86	24,043.00	-46,035.86
<b>TOTAL EXPENDITURES</b>	<b>366,858.08</b>	<b>63,933.02</b>	<b>513,381.40</b>	<b>929,385.00</b>	<b>416,003.60</b>
<b>TOTAL FOR STUDENT ACTIVITY FUND (25)</b>	<b>380,817.41</b>	<b>4,876.05</b>	<b>426,228.86</b>	<b>.00</b>	<b>-426,228.86</b>

\*\*\*GARRARD COUNTY SCHOOLS\*\*\*



MONTHLY REPORT - FY 2024 Period 8

CAPITAL_OUTLAY_FUND (310)	LAST FY Period	MONTH TO DATE	YEAR TO DATE	BUDGET APPROP	AVAILABLE BUDGET
<b>REVENUES</b>					
0999 BEGINNING BALANCE					
TOTAL 0999 BEGINNING BALANCE	11,791.49	.00	.00	.00	.00
<b>RECEIPTS</b>					
REVENUE FROM LOCAL SOURCES					
EARNINGS ON INVESTMENTS					
1510 INTEREST ON INVESTMENTS	.00	.00	.00	.00	.00
TOTAL EARNINGS ON INVESTMENTS	.00	.00	.00	.00	.00
TOTAL REVENUE FROM LOCAL SOURCES	.00	.00	.00	.00	.00
REVENUE FROM STATE SOURCES					
RESTRICTED					
3200 RESTRICTED STATE REVENUE	117,557.00	.00	114,100.00	224,413.00	110,313.00
TOTAL RESTRICTED	117,557.00	.00	114,100.00	224,413.00	110,313.00
TOTAL REVENUE FROM STATE SOURCES	117,557.00	.00	114,100.00	224,413.00	110,313.00
<b>OTHER RECEIPTS</b>					
INTERFUND TRANSFERS					
5210 FUND TRANSFER	.00	.00	.00	.00	.00
TOTAL INTERFUND TRANSFERS	.00	.00	.00	.00	.00
TOTAL OTHER RECEIPTS	.00	.00	.00	.00	.00
TOTAL RECEIPTS	117,557.00	.00	114,100.00	224,413.00	110,313.00
TOTAL REVENUE	129,348.49	.00	114,100.00	224,413.00	110,313.00

\*\*\*GARRARD COUNTY SCHOOLS\*\*\*



MONTHLY REPORT - FY 2024 Period 8

CAPITAL OUTLAY FUND (310)		LAST FY Period	MONTH TO DATE	YEAR TO DATE	BUDGET APPROP	AVAILABLE BUDGET
<b>EXPENDITURES</b>						
0000	RESTRICT TO REV & BAL SHT ONLY					
0200	EMPLOYEE BENEFITS	.00	.00	.00	.00	.00
	TOTAL 0000 RESTRICT TO REV & BAL SHT ONLY	.00	.00	.00	.00	.00
1000	INSTRUCTION					
0200	EMPLOYEE BENEFITS	.00	.00	.00	.00	.00
0700	PROPERTY	.00	.00	.00	.00	.00
	TOTAL 1000 INSTRUCTION	.00	.00	.00	.00	.00
2600	PLANT OPERATIONS AND MAINTENANCE					
0200	EMPLOYEE BENEFITS	.00	.00	.00	.00	.00
0400	PURCHASED PROPERTY SERVICES	.00	.00	.00	.00	.00
0500	OTHER PURCHASED SERVICES	.00	.00	.00	.00	.00
0700	PROPERTY	.00	.00	.00	.00	.00
	TOTAL 2600 PLANT OPERATIONS AND MAINTENANCE	.00	.00	.00	.00	.00
5100	DEBT SERVICE					
0800	DEBT SERVICE AND MISCELLANEOUS	.00	.00	.00	.00	.00
0840	CONTINGENCY	.00	.00	.00	.00	.00
	TOTAL 5100 DEBT SERVICE	.00	.00	.00	.00	.00
5200	FUND TRANSFERS					
0200	EMPLOYEE BENEFITS	.00	.00	.00	.00	.00
0800	DEBT SERVICE AND MISCELLANEOUS	.00	.00	.00	.00	.00
0900	OTHER ITEMS	.00	.00	.00	224,413.00	224,413.00
	TOTAL 5200 FUND TRANSFERS	.00	.00	.00	224,413.00	224,413.00
	<b>TOTAL EXPENDITURES</b>	.00	.00	.00	224,413.00	224,413.00
	<b>TOTAL FOR CAPITAL OUTLAY FUND (310)</b>	129,348.49	114,100.00	114,100.00	.00	-114,100.00

\*\*\*GARRARD COUNTY SCHOOLS\*\*\*



MONTHLY REPORT - FY 2024 Period 8

BUILDING FUND (5 CENT LEVY) (3)	LAST FY Period	MONTH TO DATE	YEAR TO DATE	BUDGET APPROP	AVAILABLE BUDGET
<b>REVENUES</b>					
0999 BEGINNING BALANCE					
TOTAL 0999 BEGINNING BALANCE	988,395.66	.00	1,416,852.60	1,416,853.00	.40
<b>RECEIPTS</b>					
REVENUE FROM LOCAL SOURCES					
AD VALOREM TAXES					
1111 GENERAL PROPERTY TAX	1,758,633.00	.00	1,924,869.00	1,924,869.00	.00
TOTAL AD VALOREM TAXES	1,758,633.00	.00	1,924,869.00	1,924,869.00	.00
<b>EARNINGS ON INVESTMENTS</b>					
1510 INTEREST ON INVESTMENTS	4,943.11	3,146.91	38,856.85	45,000.00	6,143.15
1510 INTEREST ON CONTRIBUTIONS	.00	.00	.00	.00	.00
TOTAL EARNINGS ON INVESTMENTS	4,943.11	3,146.91	38,856.85	45,000.00	6,143.15
<b>OTHER REVENUE FROM LOCAL SOURCES</b>					
1920 CONTRIBUTIONS/DONATIONS	.00	.00	.00	.00	.00
TOTAL OTHER REVENUE FROM LOCAL SOURCES	.00	.00	.00	.00	.00
TOTAL REVENUE FROM LOCAL SOURCES	1,763,576.11	3,146.91	1,963,725.85	1,969,869.00	6,143.15
<b>REVENUE FROM STATE SOURCES</b>					
RESTRICTED					
3200 RESTRICTED STATE REVENUE	964,455.00	.00	824,395.00	1,495,190.00	670,795.00
TOTAL RESTRICTED	964,455.00	.00	824,395.00	1,495,190.00	670,795.00
TOTAL REVENUE FROM STATE SOURCES	964,455.00	.00	824,395.00	1,495,190.00	670,795.00
<b>OTHER RECEIPTS</b>					
<b>BOND ISSUANCE</b>					

\*\*\*GARRARD COUNTY SCHOOLS\*\*\*



MONTHLY REPORT - FY 2024 Period 8

BUILDING FUND (5 CENT LEVY) (3	LAST FY Period	MONTH TO DATE	YEAR TO DATE	BUDGET APPROP	AVAILABLE BUDGET
5110 BOND PRINCIPAL PROCEEDS	.00	.00	.00	.00	.00
TOTAL BOND ISSUANCE	.00	.00	.00	.00	.00
INTERFUND TRANSFERS					
5210 FUND TRANSFER	.00	.00	.00	.00	.00
TOTAL INTERFUND TRANSFERS	.00	.00	.00	.00	.00
TOTAL OTHER RECEIPTS	.00	.00	.00	.00	.00
TOTAL RECEIPTS	2,728,031.11	3,146.91	2,788,120.85	3,465,059.00	676,938.15
TOTAL REVENUE	3,716,426.77	3,146.91	4,204,973.45	4,881,912.00	676,938.55



\*\*\*GARRARD COUNTY SCHOOLS\*\*\*



MONTHLY REPORT - FY 2024 Period 8

BUILDING FUND (5 CENT LEVY) (3	LAST FY Period	MONTH TO DATE	YEAR TO DATE	BUDGET APPROP	AVAILABLE BUDGET
<b>EXPENDITURES</b>					
0000 RESTRICT TO REV & BAL SHT ONLY					
0200 EMPLOYEE BENEFITS	.00	.00	.00	.00	.00
TOTAL 0000 RESTRICT TO REV & BAL SHT ONLY	.00	.00	.00	.00	.00
5100 DEBT SERVICE					
0200 EMPLOYEE BENEFITS	.00	.00	.00	.00	.00
0800 DEBT SERVICE AND MISCELLANEOUS	.00	.00	.00	.00	.00
0840 CONTINGENCY	.00	.00	.00	1,704,272.00	1,704,272.00
0900 OTHER ITEMS	.00	.00	.00	.00	.00
TOTAL 5100 DEBT SERVICE	.00	.00	.00	1,704,272.00	1,704,272.00
5200 FUND TRANSFERS					
0200 EMPLOYEE BENEFITS	.00	.00	.00	.00	.00
0900 OTHER ITEMS	2,145,017.14	46,429.98	3,094,067.72	3,177,640.00	83,572.28
TOTAL 5200 FUND TRANSFERS	2,145,017.14	46,429.98	3,094,067.72	3,177,640.00	83,572.28
<b>TOTAL EXPENDITURES</b>					
TOTAL FOR BUILDING FUND (5 CENT LEVY) (3	1,571,409.63	-43,283.07	1,110,905.73	.00	-1,110,905.73

\*\*\*GARRARD COUNTY SCHOOLS\*\*\*



MONTHLY REPORT - FY 2024 Period 8

CONSTRUCTION FUND (360)	LAST FY Period	MONTH TO DATE	YEAR TO DATE	BUDGET APPROP	AVAILABLE BUDGET
<b>REVENUES</b>					
0999 BEGINNING BALANCE					
TOTAL 0999 BEGINNING BALANCE	52,891.46	.00	30,384,535.42	30,384,534.00	-1.42
<b>RECEIPTS</b>					
REVENUE FROM LOCAL SOURCES					
EARNINGS ON INVESTMENTS					
1510 INTEREST ON INVESTMENTS	.00	89,138.74	894,793.85	.00	-894,793.85
TOTAL EARNINGS ON INVESTMENTS	.00	89,138.74	894,793.85	.00	-894,793.85
OTHER REVENUE FROM LOCAL SOURCES					
1920 CONTRIBUTIONS/DONATIONS	.00	.00	.00	.00	.00
1990 MISCELLANEOUS REVENUE	.00	.00	.00	.00	.00
TOTAL OTHER REVENUE FROM LOCAL SOURCES	.00	.00	.00	.00	.00
TOTAL REVENUE FROM LOCAL SOURCES	.00	89,138.74	894,793.85	.00	-894,793.85
<b>OTHER RECEIPTS</b>					
BOND ISSUANCE					
5110 BOND PRINCIPAL PROCEEDS	.00	.00	.00	.00	.00
5120 BOND PREMIUM	.00	.00	.00	.00	.00
TOTAL BOND ISSUANCE	.00	.00	.00	.00	.00
INTERFUND TRANSFERS					
5210 FUND TRANSFER	.00	.00	.00	.00	.00
5210 FUND TRANSFER	.00	.00	.00	.00	.00
TOTAL INTERFUND TRANSFERS	.00	.00	.00	.00	.00
SALE OR COMP FOR LOSS OF ASSETS					
5332 LOSS COMP - BUILDINGS	.00	.00	.00	.00	.00
TOTAL SALE OR COMP FOR LOSS OF ASSETS	.00	.00	.00	.00	.00

\*\*\*GARRARD COUNTY SCHOOLS\*\*\*



MONTHLY REPORT - FY 2024 Period 8

CONSTRUCTION FUND (360)	LAST FY Period	MONTH TO DATE	YEAR TO DATE	BUDGET APPROP	AVAILABLE BUDGET
TOTAL OTHER RECEIPTS	.00	.00	.00	.00	.00
TOTAL RECEIPTS	.00	.00	.00	.00	.00
TOTAL REVENUE	52,891.46	89,138.74	894,793.85	30,384,534.00	-894,793.85
			31,279,329.27		-894,795.27

\*\*\*GARRARD COUNTY SCHOOLS\*\*\*



MONTHLY REPORT - FY 2024 Period 8

CONSTRUCTION FUND (360)		LAST FY Period	MONTH TO DATE	YEAR TO DATE	BUDGET APPROP	AVAILABLE BUDGET
<b>EXPENDITURES</b>						
4100	LAND/SITE ACQUISITIONS					
0300	PURCHASED PROF AND TECH SERV	.00	.00	.00	.00	.00
0700	PROPERTY	.00	.00	.00	.00	.00
	TOTAL 4100 LAND/SITE ACQUISITIONS	.00	.00	.00	.00	.00
4200	LAND IMPROVEMENTS					
0300	PURCHASED PROF AND TECH SERV	.00	.00	.00	.00	.00
0400	PURCHASED PROPERTY SERVICES	.00	.00	.00	.00	.00
0500	OTHER PURCHASED SERVICES	.00	.00	.00	.00	.00
0800	DEBT SERVICE AND MISCELLANEOUS	.00	.00	.00	.00	.00
0840	CONTINGENCY	.00	.00	.00	.00	.00
0900	OTHER ITEMS	.00	.00	.00	.00	.00
	TOTAL 4200 LAND IMPROVEMENTS	.00	.00	.00	.00	.00
4500	BUILDING ACQUISITIONS & CONSTRUCTION					
0300	PURCHASED PROF AND TECH SERV	.00	.00	.00	.00	.00
0400	PURCHASED PROPERTY SERVICES	.00	.00	.00	.00	.00
0600	SUPPLIES	.00	.00	.00	.00	.00
0700	PROPERTY	.00	.00	.00	.00	.00
0800	DEBT SERVICE AND MISCELLANEOUS	.00	.00	.00	.00	.00
0840	CONTINGENCY	.00	.00	.00	.00	.00
0900	OTHER ITEMS	.00	.00	.00	.00	.00
	TOTAL 4500 BUILDING ACQUISITIONS & CONSTRUCTION	.00	.00	.00	.00	.00
4600	SITE IMPROVEMENT					
0300	PURCHASED PROF AND TECH SERV	.00	.00	.00	.00	.00
0400	PURCHASED PROPERTY SERVICES	.00	.00	.00	.00	.00
0500	OTHER PURCHASED SERVICES	.00	.00	.00	.00	.00
0600	SUPPLIES	.00	.00	.00	.00	.00
0700	PROPERTY	.00	.00	.00	.00	.00
0840	CONTINGENCY	.00	.00	.00	.00	.00
	TOTAL 4600 SITE IMPROVEMENT	.00	.00	.00	30,384,534.00	30,384,534.00
4700	BUILDING IMPROVEMENTS					
0300	PURCHASED PROF AND TECH SERV	399,686.00	1,087,806.72	1,260,725.07	.00	-1,260,725.07
0400	PURCHASED PROPERTY SERVICES	175,653.00	2,033,383.39	9,374,552.68	.00	-9,374,552.68
0500	OTHER PURCHASED SERVICES	2,611.10	.00	37,017.00	.00	-37,017.00
0700	PROPERTY	54,293.00	.00	26,039.64	.00	-26,039.64

\*\*\*GARRARD COUNTY SCHOOLS\*\*\*



MONTHLY REPORT - FY 2024 Period 8

CONSTRUCTION FUND (360)		LAST FY Period	MONTH TO DATE	YEAR TO DATE	BUDGET APPROP	AVAILABLE BUDGET
0800	DEBT SERVICE AND MISCELLANEOUS	.00	.00	.00	.00	.00
0840	CONTINGENCY	.00	.00	.00	.00	.00
0900	OTHER ITEMS	.00	.00	.00	.00	.00
	TOTAL 4700 BUILDING IMPROVEMENTS	632,243.10	3,121,190.11	10,698,334.39	.00	-10,698,334.39
5200	FUND TRANSFERS					
0900	OTHER ITEMS	.00	.00	.00	.00	.00
	TOTAL 5200 FUND TRANSFERS	.00	.00	.00	.00	.00
	TOTAL EXPENDITURES	632,243.10	3,121,190.11	10,698,334.39	30,384,534.00	19,686,199.61
	TOTAL FOR CONSTRUCTION FUND (360)	-579,351.64	-3,032,051.37	20,580,994.88	.00	-20,580,994.88

\*\*\*GARRARD COUNTY SCHOOLS\*\*\*



MONTHLY REPORT - FY 2024 Period 8

DEBT SERVICE FUND (400)	LAST FY Period	MONTH TO DATE	YEAR TO DATE	BUDGET APPROP	AVAILABLE BUDGET
<b>REVENUES</b>					
0999 BEGINNING BALANCE					
TOTAL 0999 BEGINNING BALANCE	.00	.00	.00	.00	.00
<b>RECEIPTS</b>					
REVENUE FROM LOCAL SOURCES					
EARNINGS ON INVESTMENTS					
1510 INTEREST ON INVESTMENTS	.00	.00	.00	.00	.00
TOTAL EARNINGS ON INVESTMENTS	.00	.00	.00	.00	.00
OTHER REVENUE FROM LOCAL SOURCES					
1990 MISCELLANEOUS REVENUE	.00	.00	.00	.00	.00
TOTAL OTHER REVENUE FROM LOCAL SOURCES	.00	.00	.00	.00	.00
TOTAL REVENUE FROM LOCAL SOURCES	.00	.00	.00	.00	.00
REVENUE FROM STATE SOURCES					
EXPENDITURE REIMBURSEMENTS					
3131 STATE MISCELLANEOUS REIMBURSE	.00	.00	.00	.00	.00
TOTAL EXPENDITURE REIMBURSEMENTS	.00	.00	.00	.00	.00
RESTRICTED					
3200 RESTRICTED STATE REVENUE	.00	.00	.00	.00	.00
TOTAL RESTRICTED	.00	.00	.00	.00	.00
REVENUE ON BEHALF PAYMENTS					
3900 ON BEHALF PAYMENTS	.00	.00	.00	264,549.00	264,549.00
TOTAL REVENUE ON BEHALF PAYMENTS	.00	.00	.00	264,549.00	264,549.00
TOTAL REVENUE FROM STATE SOURCES					

\*\*\*GARRARD COUNTY SCHOOLS\*\*\*



MONTHLY REPORT - FY 2024 Period 8

DEBT SERVICE FUND (400)	LAST FY Period	MONTH TO DATE	YEAR TO DATE	BUDGET APPROP	AVAILABLE BUDGET
OTHER RECEIPTS	.00	.00	.00	264,549.00	264,549.00
BOND ISSUANCE					
5110 BOND PRINCIPAL PROCEEDS	.00	.00	.00	.00	.00
5120 BOND PREMIUM	.00	.00	.00	.00	.00
TOTAL BOND ISSUANCE	.00	.00	.00	.00	.00
INTERFUND TRANSFERS					
5210 FUND TRANSFER	2,255,239.16	134,089.20	3,209,794.16	3,294,372.00	84,577.84
TOTAL INTERFUND TRANSFERS	2,255,239.16	134,089.20	3,209,794.16	3,294,372.00	84,577.84
TOTAL OTHER RECEIPTS	2,255,239.16	134,089.20	3,209,794.16	3,294,372.00	84,577.84
TOTAL RECEIPTS	2,255,239.16	134,089.20	3,209,794.16	3,558,921.00	349,126.84
TOTAL REVENUE	2,255,239.16	134,089.20	3,209,794.16	3,558,921.00	349,126.84

\*\*\*GARRARD COUNTY SCHOOLS\*\*\*



MONTHLY REPORT - FY 2024 Period 8

DEBT SERVICE FUND (400)		LAST FY Period	MONTH TO DATE	YEAR TO DATE	BUDGET APPROP	AVAILABLE BUDGET
<b>EXPENDITURES</b>						
0000	RESTRICT TO REV & BAL SHT ONLY					
0200	EMPLOYEE BENEFITS	.00	.00	.00	.00	.00
0800	DEBT SERVICE AND MISCELLANEOUS	.00	.00	.00	.00	.00
	TOTAL 0000 RESTRICT TO REV & BAL SHT ONLY	.00	.00	.00	.00	.00
5100	DEBT SERVICE					
0800	DEBT SERVICE AND MISCELLANEOUS	2,255,239.16	.00	3,209,794.16	3,558,921.00	349,126.84
0900	OTHER ITEMS	.00	.00	.00	.00	.00
	TOTAL 5100 DEBT SERVICE	2,255,239.16	.00	3,209,794.16	3,558,921.00	349,126.84
5200	FUND TRANSFERS					
0200	EMPLOYEE BENEFITS	.00	.00	.00	.00	.00
0800	DEBT SERVICE AND MISCELLANEOUS	.00	.00	.00	.00	.00
0900	OTHER ITEMS	.00	.00	.00	.00	.00
	TOTAL 5200 FUND TRANSFERS	.00	.00	.00	.00	.00
	<b>TOTAL EXPENDITURES</b>	2,255,239.16	.00	3,209,794.16	3,558,921.00	349,126.84
	<b>TOTAL FOR DEBT SERVICE FUND (400)</b>	.00	134,089.20	.00	.00	.00



\*\*\*GARRARD COUNTY SCHOOLS\*\*\*



MONTHLY REPORT - FY 2024 Period 8

FOOD SERVICE FUND (51)	LAST FY Period	MONTH TO DATE	YEAR TO DATE	BUDGET APPROP	AVAILABLE BUDGET
------------------------	----------------	---------------	--------------	---------------	------------------

REVENUES

0999 BEGINNING BALANCE

TOTAL 0999 BEGINNING BALANCE 873,275.92 .00 1,085,701.91 1,085,702.00 .09

RECEIPTS

REVENUE FROM LOCAL SOURCES

EARNINGS ON INVESTMENTS

1510 INTEREST ON INVESTMENTS 3,377.89 3,137.29 24,908.54 4,000.00 -20,908.54

TOTAL EARNINGS ON INVESTMENTS

3,377.89 3,137.29 24,908.54 4,000.00 -20,908.54

FOOD SERVICE

- 1610 Reimbursable Program .00 .00 .00 .00 .00
- 1611 REIMBURSABLE SCHOOL LUNCH PROG .00 .00 .00 .00 .00
- 1612 REIMBURSABLE SCH BREAKFAST PRG .00 .00 .00 .00 .00
- 1613 REIMBURSABLE SPECIAL MILK PROG .00 .00 .00 .00 .00
- 1620 NON REIMBURSEABLE FOOD .00 .00 .00 .00 .00
- 1621 NON-REIMBURSABLE LUNCH PROG .00 .00 .00 .00 .00
- 1622 NON-REIMBURSABLE BREAKFAST PRG .00 .00 .00 .00 .00
- 1623 NON-REIMBURSABLE MILK PROGRAM .00 .00 .00 .00 .00
- 1624 NON-REIMBURSABLE A LA CART 65,530.84 12,448.63 66,880.19 72,000.00 5,119.81
- 1629 NON-REIMBURSABLE OTHER FOOD PRG .00 .00 .00 .00 .00
- 1630 SPECIAL FUNCTIONS 20,168.15 2,528.00 18,891.91 23,000.00 4,108.09
- 1631 CATERING .00 .00 .00 .00 .00
- 1650 SUMMER FEEDING LOCAL COLLECTIO .00 .00 .00 .00 .00

TOTAL FOOD SERVICE

85,698.99 14,976.63 85,772.10 95,000.00 9,227.90

OTHER REVENUE FROM LOCAL SOURCES

- 1980 REFUND OF PRIOR YR EXPENDITURE .00 .00 .00 .00 .00
- 1990 MISCELLANEOUS REVENUE 1,093.44 2,244.92 2,244.92 -2,244.92

TOTAL OTHER REVENUE FROM LOCAL SOURCES

1,093.44 .00 2,244.92 .00 -2,244.92

TOTAL REVENUE FROM LOCAL SOURCES

90,170.32 18,113.92 112,925.56 99,000.00 -13,925.56

REVENUE FROM STATE SOURCES

RESTRICTED

\*\*\*GARRARD COUNTY SCHOOLS\*\*\*



MONTHLY REPORT - FY 2024 Period 8

FOOD SERVICE FUND (51)	LAST FY Period	MONTH TO DATE	YEAR TO DATE	BUDGET APPROP	AVAILABLE BUDGET
3200 RESTRICTED STATE REVENUE	.00	.00	.00	15,000.00	15,000.00
TOTAL RESTRICTED	.00	.00	.00	15,000.00	15,000.00
REVENUE ON BEHALF PAYMENTS					
3900 ON BEHALF PAYMENTS	.00	.00	.00	267,043.00	267,043.00
TOTAL REVENUE ON BEHALF PAYMENTS	.00	.00	.00	267,043.00	267,043.00
TOTAL REVENUE FROM STATE SOURCES	.00	.00	.00	282,043.00	282,043.00
REVENUE FROM FEDERAL SOURCES					
RESTRICTED THROUGH THE STATE					
4500 RESTRICTED FED THRU STATE	1,195,463.44	156,777.99	1,053,598.12	1,875,000.00	821,401.88
TOTAL RESTRICTED THROUGH THE STATE	1,195,463.44	156,777.99	1,053,598.12	1,875,000.00	821,401.88
CHILD NUTRITION PROGRAM DONATED COMMODIT					
4950 CHILD NUTR PRG DONATED COMMOD	.00	.00	.00	120,000.00	120,000.00
TOTAL CHILD NUTRITION PROGRAM DONATED COMMODIT	.00	.00	.00	120,000.00	120,000.00
TOTAL REVENUE FROM FEDERAL SOURCES	1,195,463.44	156,777.99	1,053,598.12	1,995,000.00	941,401.88
OTHER RECEIPTS					
INTERFUND TRANSFERS					
5210 FUND TRANSFER	.00	.00	.00	.00	.00
5220 INDIRECT COSTS TRANSFER	.00	.00	.00	.00	.00
TOTAL INTERFUND TRANSFERS	.00	.00	.00	.00	.00
SALE OR COMP FOR LOSS OF ASSETS					
5341 SALE OF EQUIPMENT ETC	.00	.00	.00	.00	.00
5342 LOSS COMP - EQUIPMENT ETC	.00	.00	.00	.00	.00
TOTAL SALE OR COMP FOR LOSS OF ASSETS	.00	.00	.00	.00	.00
TOTAL OTHER RECEIPTS					


\*\*\*GARRARD COUNTY SCHOOLS\*\*\*



MONTHLY REPORT - FY 2024 Period 8

FOOD SERVICE FUND (51)	LAST FY Period	MONTH TO DATE	YEAR TO DATE	BUDGET APPROP	AVAILABLE BUDGET
TOTAL RECEIPTS	.00	.00	.00	.00	.00
	1,285,633.76	174,891.91	1,166,523.68	2,376,043.00	1,209,519.32
TOTAL REVENUE	2,158,909.68	174,891.91	2,252,225.59	3,461,745.00	1,209,519.41

\*\*\*GARRARD COUNTY SCHOOLS\*\*\*



MONTHLY REPORT - FY 2024 Period 8

FOOD SERVICE FUND (51)	LAST FY Period	MONTH TO DATE	YEAR TO DATE	BUDGET APPROP	AVAILABLE BUDGET
------------------------	----------------	---------------	--------------	---------------	------------------

EXPENDITURES

0000 RESTRICT TO REV & BAL SHT ONLY					
0200 EMPLOYEE BENEFITS	.00	.00	.00	.00	.00
0800 DEBT SERVICE AND MISCELLANEOUS	.00	.00	.00	.00	.00
TOTAL 0000 RESTRICT TO REV & BAL SHT ONLY	.00	.00	.00	.00	.00
3100 FOOD SERVICE OPERATION					
0100 SALARIES PERSONNEL SERVICES	323,119.58	56,797.60	343,291.22	670,812.00	327,520.78
0200 EMPLOYEE BENEFITS	105,509.55	15,308.16	98,627.80	219,936.00	121,308.20
0280 ON-BEHALF	.00	.00	.00	267,043.00	267,043.00
0300 PURCHASED PROF AND TECH SERV	6,220.00	.00	2,905.00	11,000.00	8,095.00
0400 PURCHASED PROPERTY SERVICES	12,783.70	2,578.73	16,280.87	115,450.00	99,169.13
0500 OTHER PURCHASED SERVICES	2,091.52	334.54	3,118.08	4,000.00	881.92
0600 SUPPLIES	675,507.21	96,332.65	633,766.63	1,128,500.00	494,733.37
0700 PROPERTY	.00	.00	21,992.70	125,000.00	103,007.30
0800 DEBT SERVICE AND MISCELLANEOUS	3,324.00	536.00	3,921.00	5,500.00	1,579.00
0840 CONTINGENCY	.00	.00	.00	914,504.00	914,504.00
0900 OTHER ITEMS	.00	.00	.00	.00	.00
TOTAL 3100 FOOD SERVICE OPERATION	1,128,555.56	171,887.68	1,123,903.30	3,461,745.00	2,337,841.70

5200 FUND TRANSFERS

0200 EMPLOYEE BENEFITS	.00	.00	.00	.00	.00
0900 OTHER ITEMS	.00	.00	.00	.00	.00
TOTAL 5200 FUND TRANSFERS	.00	.00	.00	.00	.00
TOTAL EXPENDITURES	1,128,555.56	171,887.68	1,123,903.30	3,461,745.00	2,337,841.70
TOTAL FOR FOOD SERVICE FUND (51)	1,030,354.12	3,004.23	1,128,322.29	.00	-1,128,322.29

\*\*\*GARRARD COUNTY SCHOOLS\*\*\*



MONTHLY REPORT - FY 2024 Period 8

COMMUNITY EDUCATION (54)	LAST FY Period	MONTH TO DATE	YEAR TO DATE	BUDGET APPROP	AVAILABLE BUDGET
<b>REVENUES</b>					
0999 BEGINNING BALANCE					
TOTAL 0999 BEGINNING BALANCE	3,485.97	.00	2,736.56	2,737.00	.44
<b>RECEIPTS</b>					
REVENUE FROM LOCAL SOURCES					
COMMUNITY SERVICE ACTIVITIES					
1811 COMMUNITY EDUCATIONS FEES	2,520.00	1,260.00	4,860.00	5,400.00	540.00
1812 ADULT ED FEES	.00	.00	.00	.00	.00
TOTAL COMMUNITY SERVICE ACTIVITIES	2,520.00	1,260.00	4,860.00	5,400.00	540.00
OTHER REVENUE FROM LOCAL SOURCES					
1920 CONTRIBUTIONS/DONATIONS	.00	.00	.00	.00	.00
1990 MISCELLANEOUS REVENUE	.00	.00	.00	.00	.00
TOTAL OTHER REVENUE FROM LOCAL SOURCES	.00	.00	.00	.00	.00
TOTAL REVENUE FROM LOCAL SOURCES	2,520.00	1,260.00	4,860.00	5,400.00	540.00
REVENUE FROM STATE SOURCES					
REVENUE ON BEHALF PAYMENTS					
3900 ON BEHALF PAYMENTS	.00	.00	.00	.00	.00
TOTAL REVENUE ON BEHALF PAYMENTS	.00	.00	.00	.00	.00
TOTAL REVENUE FROM STATE SOURCES	.00	.00	.00	.00	.00
<b>OTHER RECEIPTS</b>					
INTERFUND TRANSFERS					
5210 FUND TRANSFER	.00	.00	.00	.00	.00
TOTAL INTERFUND TRANSFERS	.00	.00	.00	.00	.00
TOTAL OTHER RECEIPTS					

\*\*\*GARRARD COUNTY SCHOOLS\*\*\*



MONTHLY REPORT - FY 2024 Period 8

COMMUNITY EDUCATION (54)	LAST FY Period	MONTH TO DATE	YEAR TO DATE	BUDGET APPROP	AVAILABLE BUDGET
	.00	.00	.00	.00	.00
TOTAL RECEIPTS	2,520.00	1,260.00	4,860.00	5,400.00	540.00
TOTAL REVENUE	6,005.97	1,260.00	7,596.56	8,137.00	540.44

\*\*\*GARRARD COUNTY SCHOOLS\*\*\*



MONTHLY REPORT - FY 2024 Period 8

COMMUNITY EDUCATION (54)		LAST FY Period	MONTH TO DATE	YEAR TO DATE	BUDGET APPROP	AVAILABLE BUDGET
<b>EXPENDITURES</b>						
0000	RESTRICT TO REV & BAL SHT ONLY					
0200	EMPLOYEE BENEFITS	.00	.00	.00	.00	.00
	TOTAL 0000 RESTRICT TO REV & BAL SHT ONLY	.00	.00	.00	.00	.00
1000	INSTRUCTION					
0100	SALARIES PERSONNEL SERVICES	1,740.00	.00	3,020.00	4,510.00	1,490.00
0200	EMPLOYEE BENEFITS	98.85	.00	170.33	255.00	84.67
0280	ON-BEHALF	.00	.00	.00	.00	.00
0300	PURCHASED PROF AND TECH SERV	.00	.00	.00	.00	.00
0500	OTHER PURCHASED SERVICES	541.50	.00	973.00	1,500.00	527.00
0600	SUPPLIES	.00	.00	.00	.00	.00
0800	DEBT SERVICE AND MISCELLANEOUS	.00	.00	.00	.00	.00
0840	CONTINGENCY	.00	.00	.00	1,872.00	1,872.00
	TOTAL 1000 INSTRUCTION	2,380.35	.00	4,163.33	8,137.00	3,973.67
2200	INSTRUCTIONAL STAFF SUPP SERV					
0200	EMPLOYEE BENEFITS	.00	.00	.00	.00	.00
0280	ON-BEHALF	.00	.00	.00	.00	.00
	TOTAL 2200 INSTRUCTIONAL STAFF SUPP SERV	.00	.00	.00	.00	.00
3300	COMMUNITY SERVICES					
0280	ON-BEHALF	.00	.00	.00	.00	.00
	TOTAL 3300 COMMUNITY SERVICES	.00	.00	.00	.00	.00
	<b>TOTAL EXPENDITURES</b>	2,380.35	.00	4,163.33	8,137.00	3,973.67
	<b>TOTAL FOR COMMUNITY EDUCATION (54)</b>	3,625.62	1,260.00	3,433.23	.00	-3,433.23

\*\*\*GARRARD COUNTY SCHOOLS\*\*\*



MONTHLY REPORT - FY 2024 Period 8

FIDUCIARY FUND - TRUST FUNDS (	LAST FY Period	MONTH TO DATE	YEAR TO DATE	BUDGET APPROP	AVAILABLE BUDGET
<b>REVENUES</b>					
0999 BEGINNING BALANCE					
TOTAL 0999 BEGINNING BALANCE	81,953.52	.00	84,991.71	.00	-84,991.71
<b>RECEIPTS</b>					
REVENUE FROM LOCAL SOURCES					
EARNINGS ON INVESTMENTS					
1510 INTEREST ON INVESTMENTS	349.36	254.78	1,903.98	.00	-1,903.98
1530 NET INC IN FAIR VAL OF INVESTS	.00	.00	.00	.00	.00
TOTAL EARNINGS ON INVESTMENTS	349.36	254.78	1,903.98	.00	-1,903.98
OTHER REVENUE FROM LOCAL SOURCES					
1920 CONTRIBUTIONS/DONATIONS	6,030.00	13,530.05	18,876.05	.00	-18,876.05
TOTAL OTHER REVENUE FROM LOCAL SOURCES	6,030.00	13,530.05	18,876.05	.00	-18,876.05
TOTAL REVENUE FROM LOCAL SOURCES	6,379.36	13,784.83	20,780.03	.00	-20,780.03
TOTAL RECEIPTS	6,379.36	13,784.83	20,780.03	.00	-20,780.03
TOTAL REVENUE	88,332.88	13,784.83	105,771.74	.00	-105,771.74



\*\*\*GARRARD COUNTY SCHOOLS\*\*\*



MONTHLY REPORT - FY 2024 Period 8

FIDUCIARY FUND - TRUST FUNDS (	LAST FY Period	MONTH TO DATE	YEAR TO DATE	BUDGET APPROP	AVAILABLE BUDGET
<b>EXPENDITURES</b>					
3300 COMMUNITY SERVICES					
0200 EMPLOYEE BENEFITS	.00	.00	.00	.00	.00
0600 SUPPLIES	4,500.00	.00	9,000.00	.00	-9,000.00
0700 PROPERTY	.00	.00	.00	.00	.00
0800 DEBT SERVICE AND MISCELLANEOUS	.00	.00	.00	.00	.00
0840 CONTINGENCY	.00	.00	.00	.00	.00
TOTAL 3300 COMMUNITY SERVICES	4,500.00	.00	9,000.00	.00	-9,000.00
TOTAL EXPENDITURES	4,500.00	.00	9,000.00	.00	-9,000.00
TOTAL FOR FIDUCIARY FUND - TRUST FUNDS (	83,832.88	13,784.83	96,771.74	.00	-96,771.74

**MONTHLY REPORT - FY 2024 Period 8**  
REPORT OPTIONS

Fiscal Year/Period for reports	2024	8
Include page break between funds?	Y	
Include expenditure detail?	N	
Include Percent Used?	N	
Include Last FY Actuals? Thru (P)eriod or (T)otal for Year	Y	P
Include Prior FY 2 Actuals?	N	
Include Encumbrances?	N	

\*\* END OF REPORT - Generated by Stacy Coffey \*\*