

< Summary



2023-24 Impact KY Survey
2023-24 Impact Kentucky Working Conditions Survey

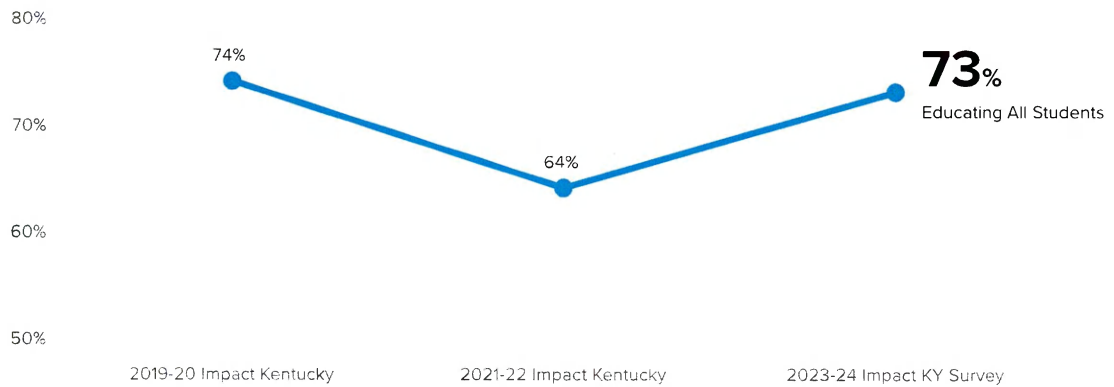
Educating All Students

Based on 274 responses

Faculty perceptions of their readiness to address issues of diversity.

How have results changed over time?

Percent Favorable

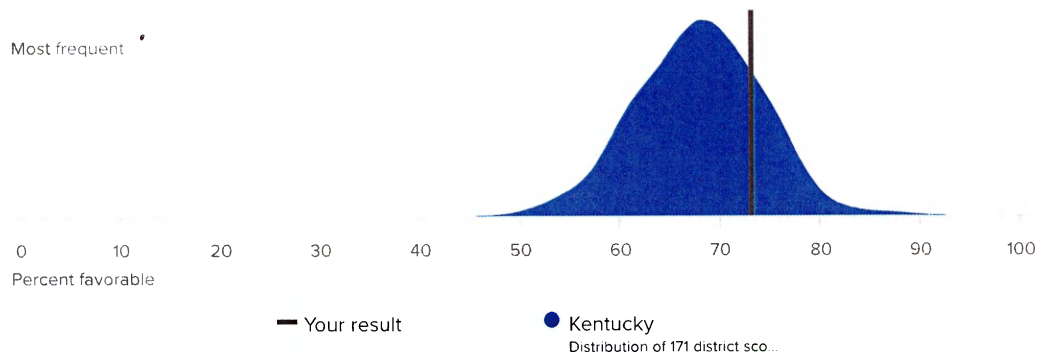


How do these results compare to benchmarks? ?

Your result compared to Kentucky

73%
Your result
 Your result is 73%, and the average for Kentucky is 69%.

Help



How did different groups respond?

Group by	Results by group
What is your primary role?	Teacher: 72%
For how many years have you taught?	Other Education Professional (School Counselor, School Confidentiality, Social Work...): 75%
How many years have you worked in this district?	Assistant Principal and Principal: 93%
For how many years have you taught at your current school?	
What is your gender?	
What is your race or ethnicity?	
What grade span do you primarily teach?	
What type of teacher preparation program did you complete?	
Total of 274 responses	

How did teachers & staff respond to each question?

Sorted by Survey order ▾ First to last ▾

QUESTION	87%	▲ 9
How often do teachers use assessment data to inform their instruction?	responded favorably	from 2021-22 Impact Kentucky
QUESTION	88%	▲ 10
How easy do you find interacting with students at your school who are from a different cultural background than your own?	responded favorably	from 2021-22 Impact Kentucky

QUESTION			
>	How comfortable would you be incorporating new material about people from different backgrounds into your curriculum?	85% responded favorably	▲ 3 from 2021-22 Impact Kentucky
QUESTION			
>	How knowledgeable are you regarding where to find resources for working with students who have unique learning needs?	68% responded favorably	▲ 10 from 2021-22 Impact Kentucky
QUESTION			
>	If students from different backgrounds struggled to get along in your class, how comfortable would you be intervening?	86% responded favorably	▲ 8 from 2021-22 Impact Kentucky
QUESTION			
>	How easy would it be for you to teach a class with groups of students from very different religions from each other?	86% responded favorably	▲ 5 from 2021-22 Impact Kentucky
QUESTION			
>	In response to events that might be occurring in the world, how comfortable would you be having conversations about race with your students?	78% responded favorably	▲ 9 from 2021-22 Impact Kentucky
QUESTION			
>	How comfortable would you be having a student who could not communicate well with anyone in class because his/her home language was unique?	64% responded favorably	▲ 9 from 2021-22 Impact Kentucky
QUESTION			
>	How often do adults at your school have important conversations about sensitive issues of diversity, even when they might be uncomfortable?	38% responded favorably	▲ 10 from 2021-22 Impact Kentucky
QUESTION			
>	When a sensitive issue of diversity arises in class, how easily can you think of strategies to address the situation?	64% responded favorably	▲ 11 from 2021-22 Impact Kentucky
QUESTION			
>	When it comes to promoting culturally responsive practices, how helpful are your colleagues' ideas for improving your practice?	62% responded favorably	▲ 18 from 2021-22 Impact Kentucky

[Next →](#)



Copyright © Panorama Education

< Summary



2023-24 Impact KY Survey
2023-24 Impact Kentucky Working Conditions Survey

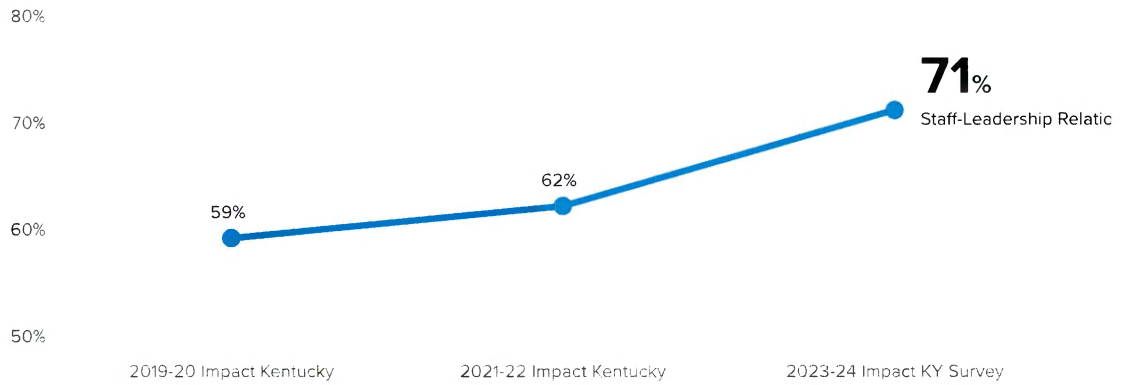
Staff-Leadership Relationships

Based on 274 responses

Perceptions of faculty and staff relationships with school leaders.

How have results changed over time?

Percent Favorable



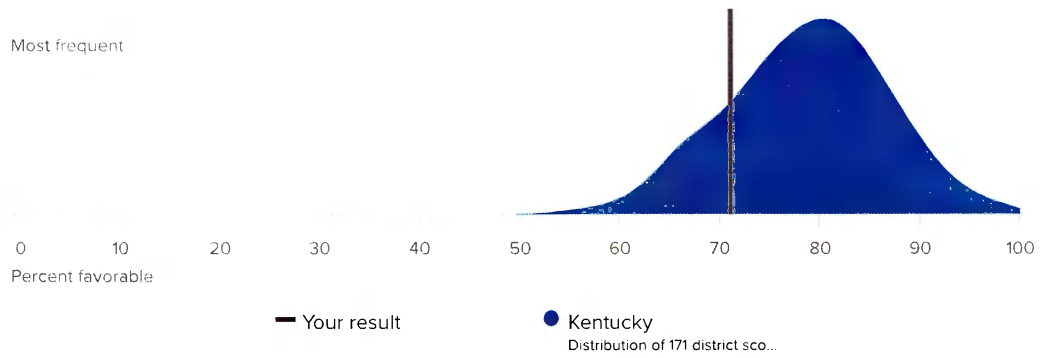
How do these results compare to benchmarks? ?

State National

71%
Your result

Your result is 71%, and the average for Kentucky is 78%.

Help



How did different groups respond?

Group by	Results by group
What is your primary role?	Teacher 69%
For how many years have you taught?	Other Education Professional (School Counselor, School Psychologist, Social Worker, Assistant Principal and Principal) 78%
How many years have you worked in this district?	99%
For how many years have you taught at your current school?	
What is your gender?	
What is your race or ethnicity?	
What grade span do you primarily teach?	
What type of teacher preparation program did you complete?	
Total of 274 responses	

How did teachers & staff respond to each question?

Sorted by Survey order First to last

QUESTION	80% responded favorably	▲ 6 from 2021-22 Impact Kentucky
How friendly are your school leaders toward you?		
QUESTION	79% responded favorably	▲ 15 from 2021-22 Impact Kentucky
How confident are you that your school leaders have the best interests of the school in mind?		

QUESTION			
>	How much trust exists between school leaders and faculty?	57% ⓘ responded favorably	▲ 17 from 2021-22 Impact Kentucky
QUESTION			
>	When you face challenges at work, how supportive are your school leaders?	64% ⓘ responded favorably	▲ 8 from 2021-22 Impact Kentucky
QUESTION			
>	At your school, how motivating do you find working with the leadership team?	59% ⓘ responded favorably	▲ 15 from 2021-22 Impact Kentucky
QUESTION			
>	How much do your school leaders care about you as an individual?	70% ⓘ responded favorably	▲ 6 from 2021-22 Impact Kentucky
QUESTION			
>	How respectful are your school leaders towards you?	80% ⓘ responded favorably	▲ 4 from 2021-22 Impact Kentucky
QUESTION			
>	When challenges arise in your personal life, how understanding are your school leaders?	82% ⓘ responded favorably	▲ 4 from 2021-22 Impact Kentucky
QUESTION			
>	How fairly does the school leadership treat the faculty?	69% ⓘ responded favorably	▲ 10 from 2021-22 Impact Kentucky

[← Previous](#)



Copyright © Panorama Education

< Summary



2023-24 Impact KY Survey
2023-24 Impact Kentucky Working Conditions Survey

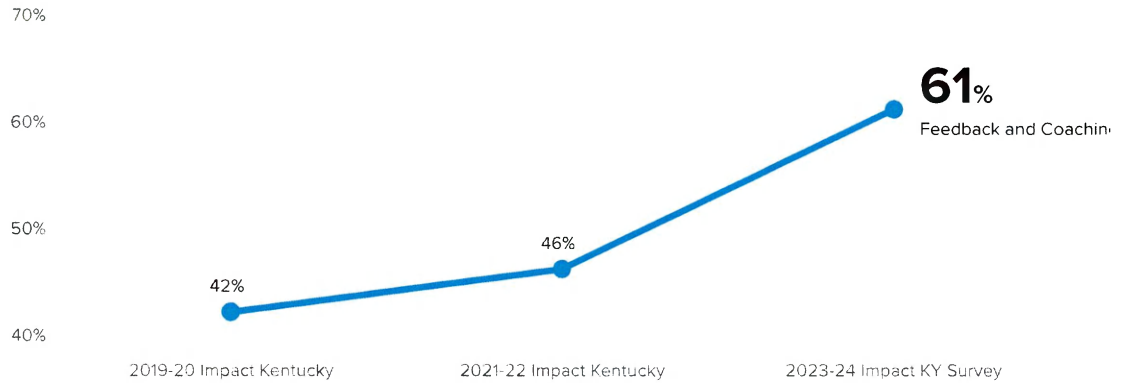
Feedback and Coaching

Based on 274 responses

Perceptions of the amount and quality of feedback faculty and staff receive.

How have results changed over time?

Percent Favorable



How do these results compare to benchmarks?

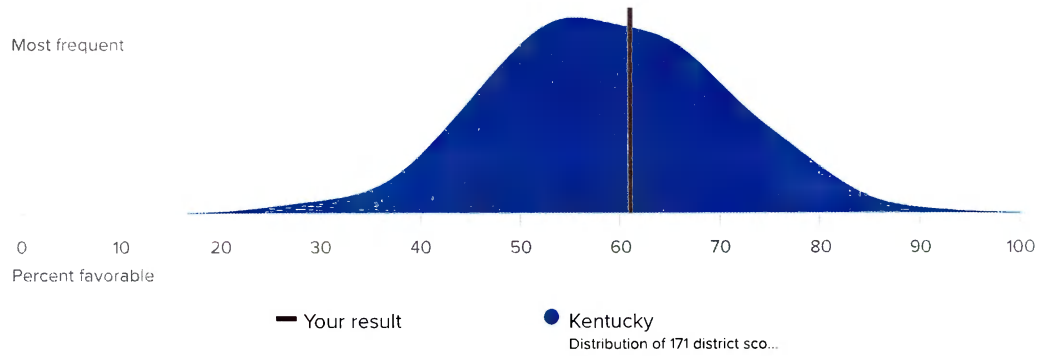
State National

61%

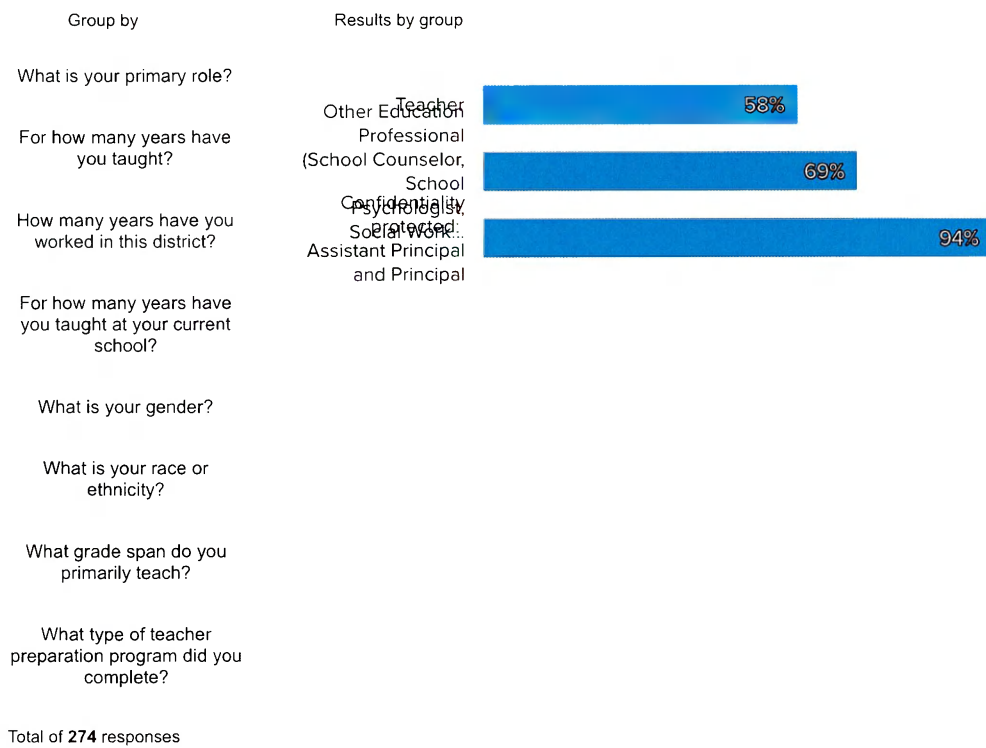
Your result

Your result is 61%, and the average for Kentucky is 58%.

Help

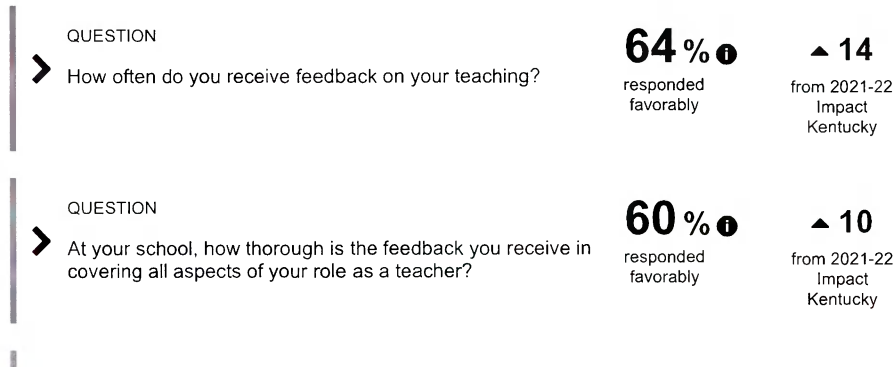


How did different groups respond?



How did teachers & staff respond to each question?

Sorted by Survey order ▾ First to last ▾



QUESTION			
>	How useful do you find the feedback you receive on your teaching?	67% ⓘ responded favorably	▲ 21 from 2021-22 Impact Kentucky
QUESTION			
>	How much feedback do you receive on your teaching?	61% ⓘ responded favorably	▲ 16 from 2021-22 Impact Kentucky
QUESTION			
>	How much do you learn from the teacher evaluation processes at your school?	54% ⓘ responded favorably	▲ 16 from 2021-22 Impact Kentucky

[← Previous](#)

[Next →](#)



Copyright © Panorama Education

< Summary



2023-24 Impact KY Survey
2023-24 Impact Kentucky Working Conditions Survey

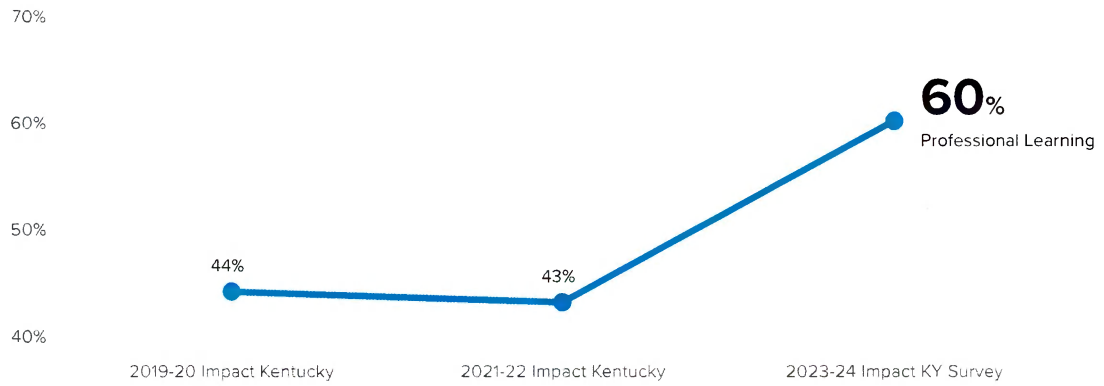
Professional Learning

Based on 274 responses

Perceptions of the amount and quality of professional growth and learning opportunities available to faculty and staff.

How have results changed over time?

Percent Favorable



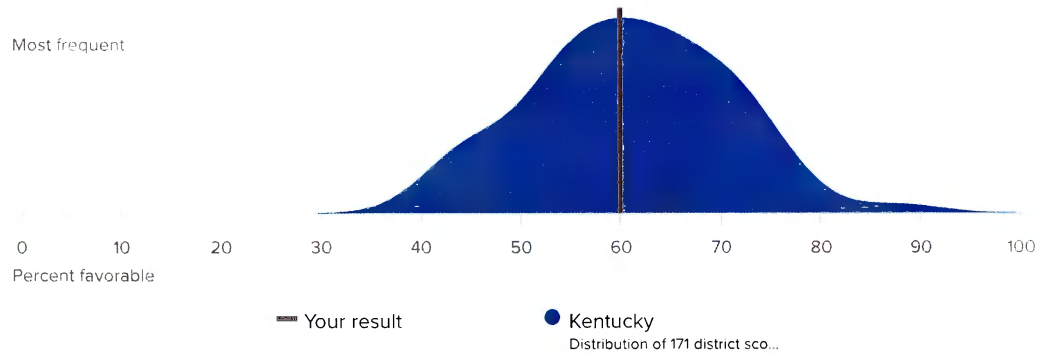
How do these results compare to benchmarks?

State National

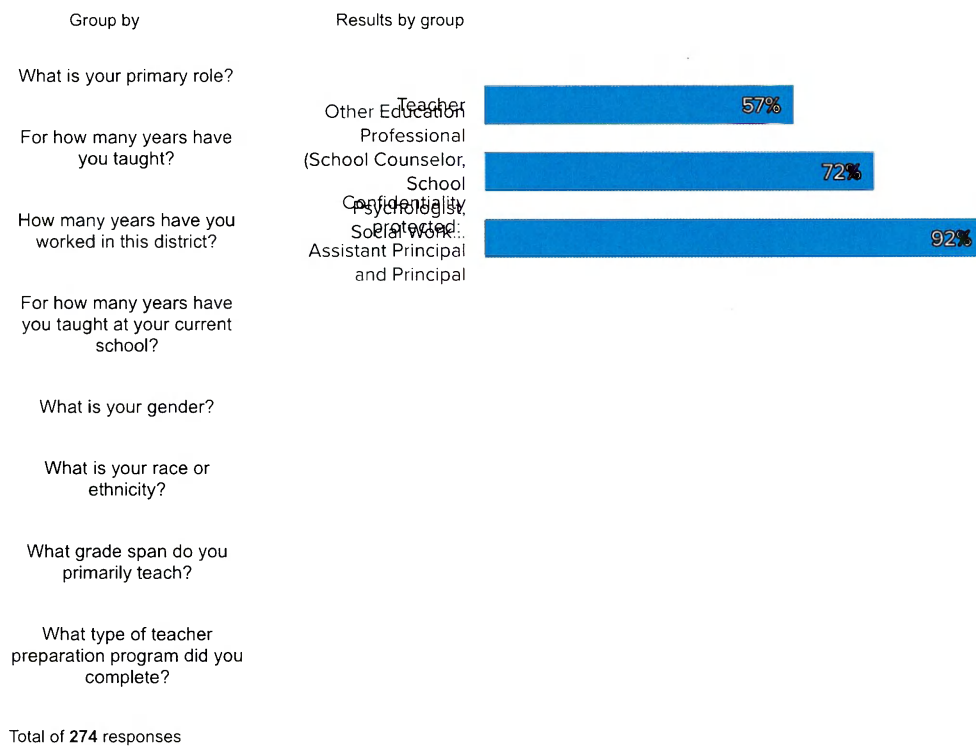
60%
Your result

Your result is 60%, and the average for Kentucky is 60%.

Help

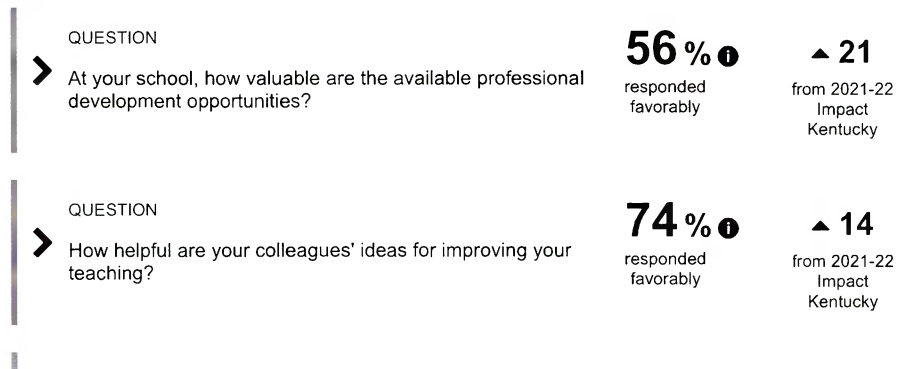


How did different groups respond?



How did teachers & staff respond to each question?

Sorted by Survey order First to last



QUESTION			
>	How much input do you have into individualizing your own professional development opportunities?	57% ⓘ responded favorably	▲ 29 from 2021-22 Impact Kentucky
QUESTION			
>	Through working at your school, how many new teaching strategies have you learned?	63% ⓘ responded favorably	▲ 10 from 2021-22 Impact Kentucky
QUESTION			
>	Overall, how much do you learn about teaching from the leaders at your school?	63% ⓘ responded favorably	▲ 18 from 2021-22 Impact Kentucky
QUESTION			
>	How often do your professional development opportunities help you explore new ideas?	48% ⓘ responded favorably	▲ 17 from 2021-22 Impact Kentucky
QUESTION			
>	How relevant have your professional development opportunities been to the content that you teach?	47% ⓘ responded favorably	▲ 13 from 2021-22 Impact Kentucky
QUESTION			
>	Overall, how supportive has the school been of your growth as a teacher?	74% ⓘ responded favorably	▲ 18 from 2021-22 Impact Kentucky

[← Previous](#)

[Next →](#)



Copyright © Panorama Education

< Summary



2023-24 Impact KY Survey
2023-24 Impact Kentucky Working Conditions Survey

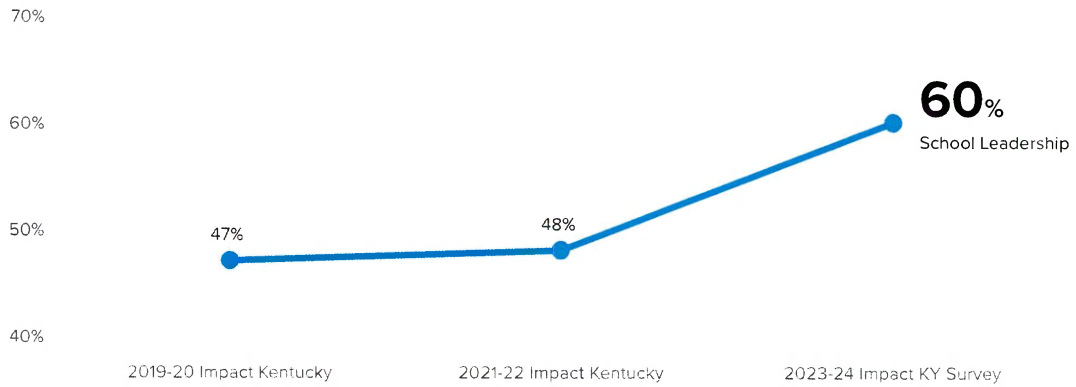
School Leadership

Based on 274 responses

Perceptions of the school leadership's effectiveness.

How have results changed over time?

Percent Favorable



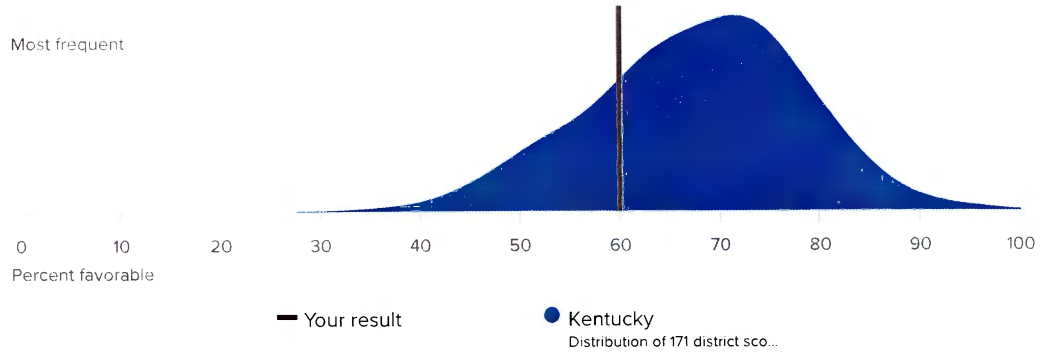
How do these results compare to benchmarks? ?

State National

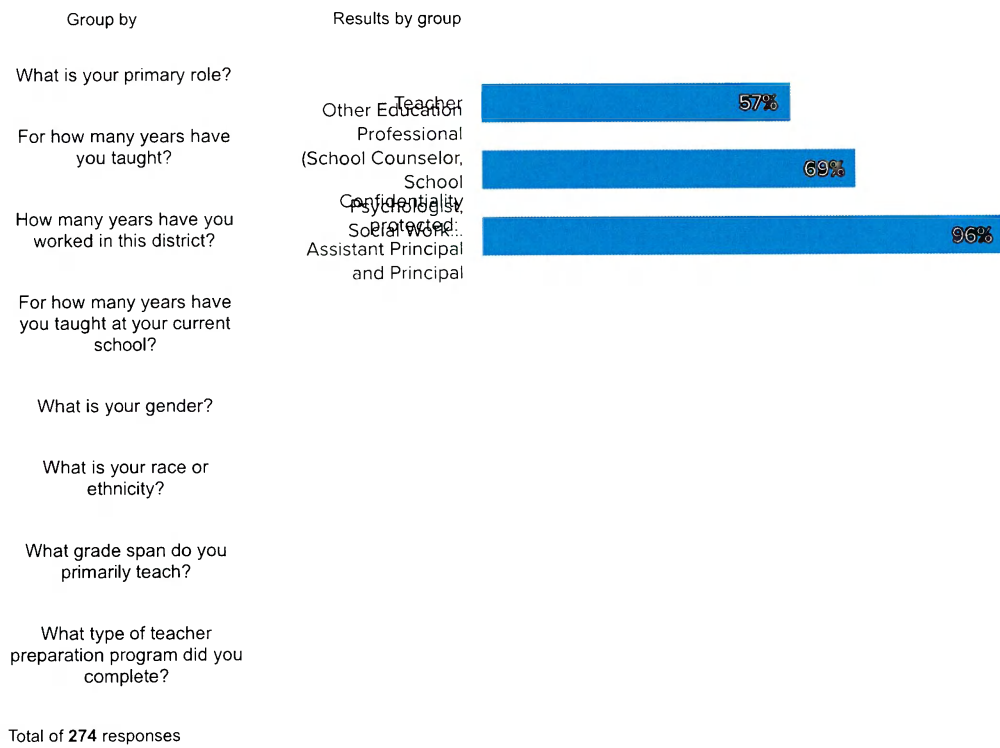
60%
Your result

Your result is 60%, and the average for Kentucky is 67%.

Help

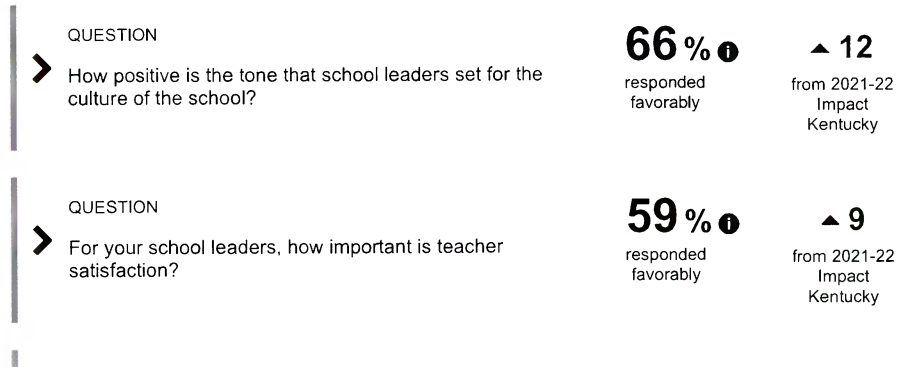


How did different groups respond?



How did teachers & staff respond to each question?

Sorted by Survey order ▾ First to last ▾



QUESTION			
>	Overall, how positive is the influence of the school leaders on the quality of your teaching?	63% responded favorably	▲ 13 from 2021-22 Impact Kentucky
QUESTION			
>	How effectively do school leaders communicate important information to teachers?	60% responded favorably	▲ 13 from 2021-22 Impact Kentucky
QUESTION			
>	How knowledgeable are your school leaders about what is going on in teachers' classrooms?	60% responded favorably	▲ 13 from 2021-22 Impact Kentucky
QUESTION			
>	How responsive are school leaders to your feedback?	56% responded favorably	▲ 10 from 2021-22 Impact Kentucky
QUESTION			
>	How clearly do your school leaders identify their goals for teachers?	75% responded favorably	▲ 19 from 2021-22 Impact Kentucky
QUESTION			
>	When the school makes important decisions, how much input do teachers have?	44% responded favorably	▲ 11 from 2021-22 Impact Kentucky
QUESTION			
>	How effective are the school leaders at developing rules for students that facilitate their learning?	55% responded favorably	▲ 8 from 2021-22 Impact Kentucky

[← Previous](#)

[Next →](#)



Copyright © Panorama Education

< Summary



2023-24 Impact KY Survey

2023-24 Impact Kentucky Working Conditions Survey

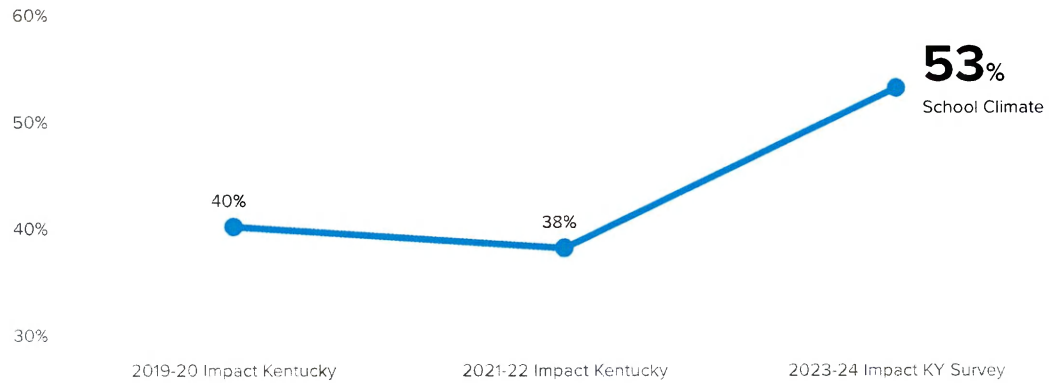
School Climate

Based on 274 responses

Perceptions of the overall social and learning climate of the school.

How have results changed over time?

Percent Favorable



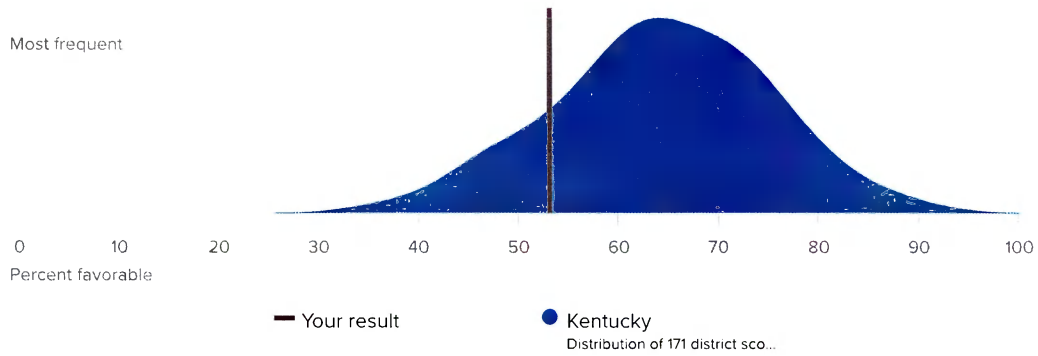
How do these results compare to benchmarks?

State National

53%
Your result

Your result is 53%, and the average for Kentucky is 63%.

Help



How did different groups respond?

Group by	Results by group
What is your primary role?	Teacher 51%
For how many years have you taught?	Other Education Professional (School Counselor, School Psychologist, Social Worker, Assistant Principal and Principal) 58%
How many years have you worked in this district?	59%
For how many years have you taught at your current school?	
What is your gender?	
What is your race or ethnicity?	
What grade span do you primarily teach?	
What type of teacher preparation program did you complete?	
Total of 274 responses	

How did teachers & staff respond to each question?

Sorted by Survey order First to last

QUESTION	44%	4
On most days, how enthusiastic are the students about being at school?	responded favorably	from 2021-22 Impact Kentucky
QUESTION	57%	23
When new initiatives to improve teaching are presented at your school, how supportive are your colleagues?	responded favorably	from 2021-22 Impact Kentucky

<p>QUESTION</p> <p>➤ How optimistic are you that your school will improve in the future?</p>	<p>70% ⓘ</p> <p>responded favorably</p>	<p>▲ 25</p> <p>from 2021-22 Impact Kentucky</p>
<p>QUESTION</p> <p>➤ How supportive are students in their interactions with each other?</p>	<p>43% ⓘ</p> <p>responded favorably</p>	<p>▲ 8</p> <p>from 2021-22 Impact Kentucky</p>
<p>QUESTION</p> <p>➤ To what extent are teachers trusted to teach in the way they think is best?</p>	<p>53% ⓘ</p> <p>responded favorably</p>	<p>▲ 17</p> <p>from 2021-22 Impact Kentucky</p>
<p>QUESTION</p> <p>➤ How positive are the attitudes of your colleagues?</p>	<p>53% ⓘ</p> <p>responded favorably</p>	<p>▲ 27</p> <p>from 2021-22 Impact Kentucky</p>
<p>QUESTION</p> <p>➤ How often do you see students helping each other without being prompted?</p>	<p>57% ⓘ</p> <p>responded favorably</p>	<p>▲ 13</p> <p>from 2021-22 Impact Kentucky</p>
<p>QUESTION</p> <p>➤ Overall, how positive is the working environment at your school?</p>	<p>54% ⓘ</p> <p>responded favorably</p>	<p>▲ 23</p> <p>from 2021-22 Impact Kentucky</p>
<p>QUESTION</p> <p>➤ How respectful are the relationships between teachers and students?</p>	<p>50% ⓘ</p> <p>responded favorably</p>	<p>▲ 1</p> <p>from 2021-22 Impact Kentucky</p>

[← Previous](#)

[Next →](#)



Copyright © Panorama Education

< Summary



2023-24 Impact KY Survey
2023-24 Impact Kentucky Working Conditions Survey

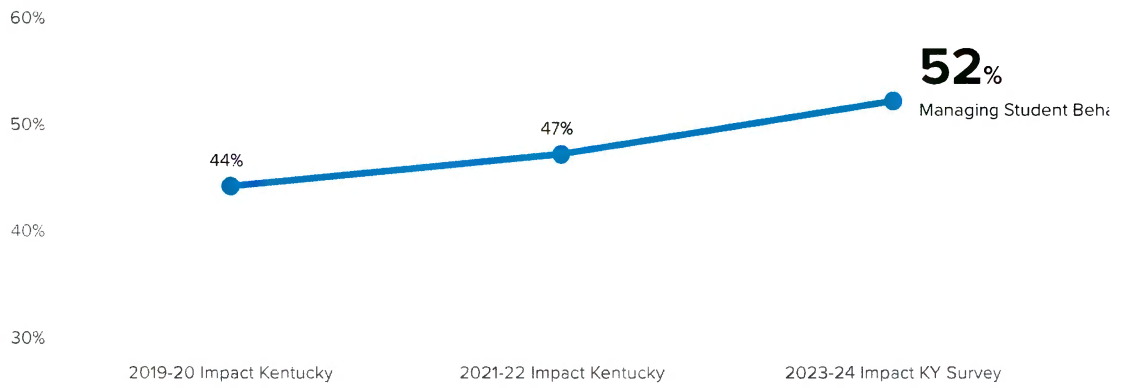
Managing Student Behavior

Based on 274 responses

Perceptions of the management of student behavior in the classroom and school

How have results changed over time?

Percent Favorable



How do these results compare to benchmarks?

Your result compared to Kentucky

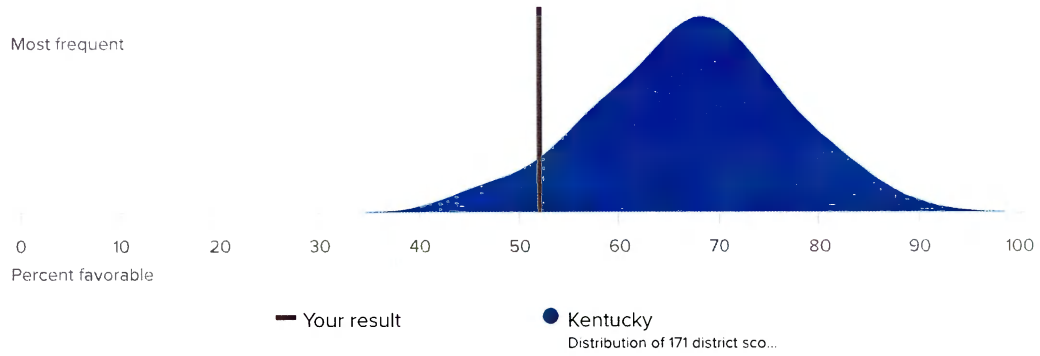


52%

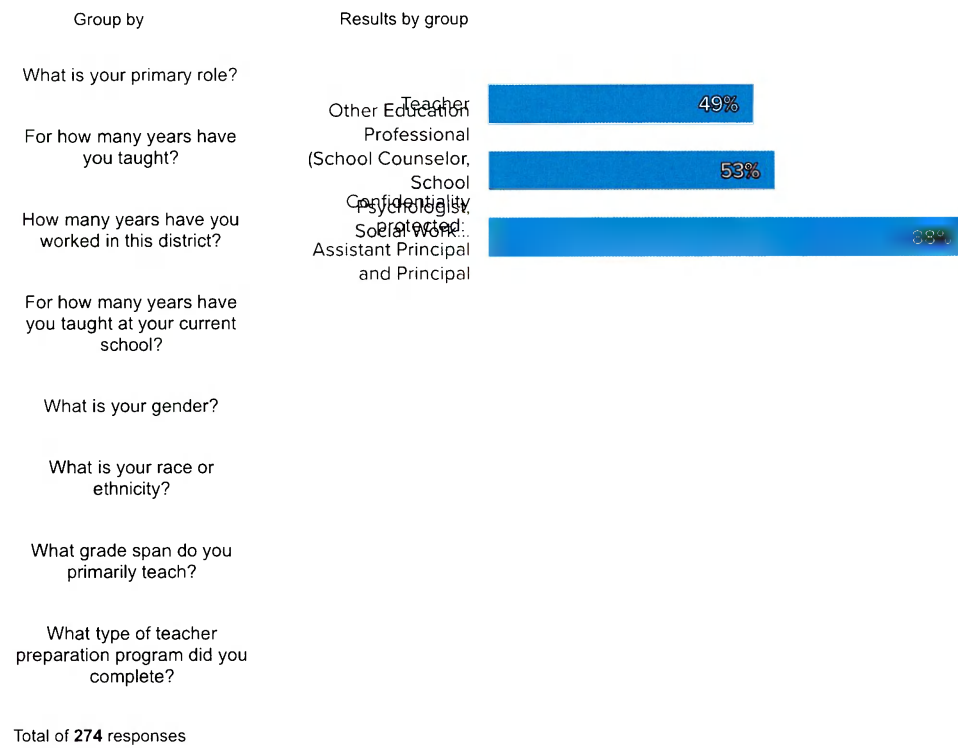
Your result

Your result is 52%, and the average for Kentucky is 66%.

Help

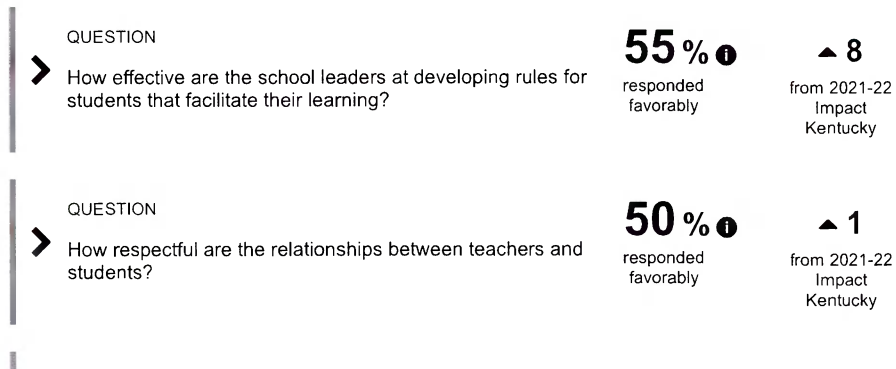


How did different groups respond?



How did teachers & staff respond to each question?

Sorted by Survey order ▾ First to last ▾



QUESTION			
>	How effective do you think you are at managing disruptive classes?	68% ⓘ responded favorably	▲ 3 from 2021-22 Impact Kentucky
QUESTION			
>	How well do school administrators support teachers' classroom management efforts?	53% ⓘ responded favorably	▲ 6 from 2021-22 Impact Kentucky
QUESTION			
>	How often does student misconduct disrupt the learning environment at your school?	17% ⓘ responded favorably	▼ 1 from 2021-22 Impact Kentucky
QUESTION			
>	Overall, how safe is the school environment?	66% ⓘ responded favorably	▲ 8 from 2021-22 Impact Kentucky

[← Previous](#)

[Next →](#)



Copyright © Panorama Education

< Summary



2023-24 Impact KY Survey
2023-24 Impact Kentucky Working Conditions Survey

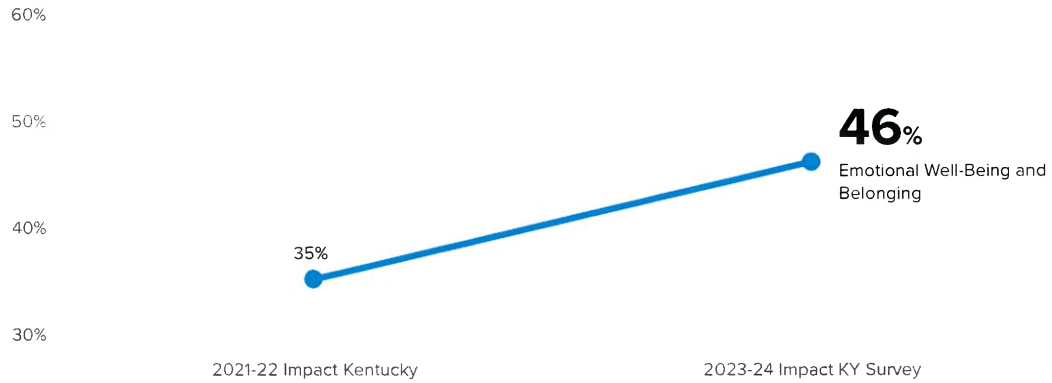
Emotional Well-Being and Belonging

Based on 274 responses

Perceptions of educator well being, efficacy, and belonging

How have results changed over time?

Percent Favorable



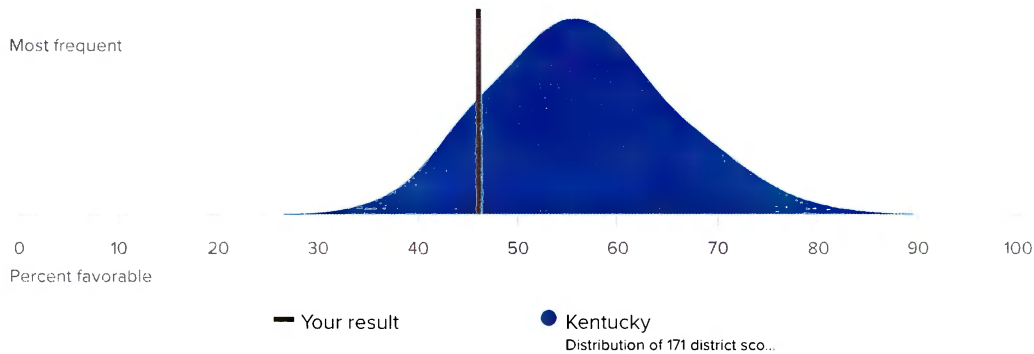
How do these results compare to benchmarks?

Your result compared to Kentucky

46%
Your result

Your result is 46%, and the average for Kentucky is 55%.

Help



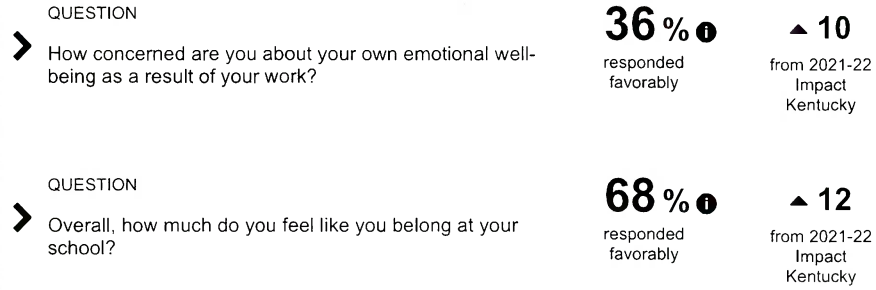
How did different groups respond?

Group by	Results by group
What is your primary role?	Teacher 44%
For how many years have you taught?	Other Education Professional (School Counselor, School Psychologist, Social Worker, Assistant Principal and Principal) 49%
How many years have you worked in this district?	79%
For how many years have you taught at your current school?	
What is your gender?	
What is your race or ethnicity?	
What grade span do you primarily teach?	
What type of teacher preparation program did you complete?	
Total of 274 responses	

How did teachers & staff respond to each question?

Sorted by Survey order First to last

QUESTION	56% responded favorably	▲ 14 from 2021-22 Impact Kentucky
How effective do you feel at your job right now?		
QUESTION	25% responded favorably	▲ 11 from 2021-22 Impact Kentucky
How concerned are you about the emotional well-being of your colleagues as a result of their work?		



[← Previous](#)

[Next →](#)



Copyright © Panorama Education

< Summary



2023-24 Impact KY Survey
2023-24 Impact Kentucky Working Conditions Survey

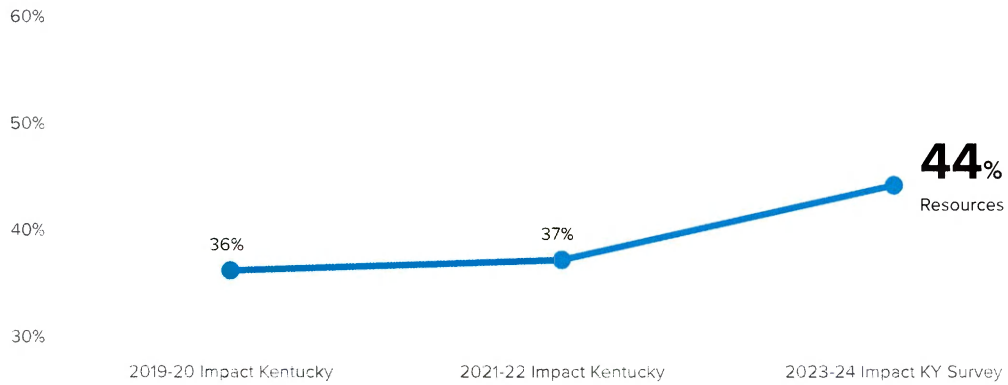
Resources

Based on 274 responses

Perceptions of the adequacy of the school's resources.

How have results changed over time?

Percent Favorable



How do these results compare to benchmarks?

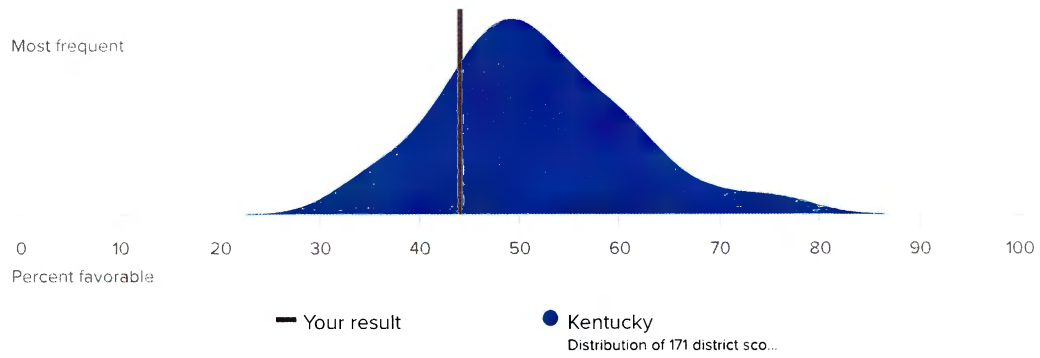
Your result compared to Kentucky

44%

Your result

Your result is 44%, and the average for Kentucky is 50%.

Help



How did different groups respond?

Group by	Results by group
What is your primary role?	Teacher 41%
For how many years have you taught?	Other Education Professional (School Counselor, School Psychologist, Social Worker, Assistant Principal and Principal) 46%
How many years have you worked in this district?	47%
For how many years have you taught at your current school?	77%
What is your gender?	
What is your race or ethnicity?	
What grade span do you primarily teach?	
What type of teacher preparation program did you complete?	
Total of 274 responses	

How did teachers & staff respond to each question?

Sorted by Survey order First to last

QUESTION			
➤ To what extent does the quality of the resources at your school need to improve?	38% responded favorably	▲ 7 from 2021-22 Impact Kentucky	
QUESTION			
➤ When students need help from an adult, how often do they have to wait to get that help?	53% responded favorably	▲ 9 from 2021-22 Impact Kentucky	

QUESTION			
>	At your school, how crowded do the learning spaces feel?	49% ⓘ responded favorably	▼ 2 from 2021-22 Impact Kentucky
QUESTION			
>	How urgently does your school's technology need to be updated?	57% ⓘ responded favorably	▲ 8 from 2021-22 Impact Kentucky
QUESTION			
>	How often do your school's facilities need repairs?	26% ⓘ responded favorably	▲ 4 from 2021-22 Impact Kentucky
QUESTION			
>	For students who need extra support, how difficult is it for them to get the support that they need?	60% ⓘ responded favorably	▲ 2 from 2021-22 Impact Kentucky
QUESTION			
>	How much of your own money do you spend on your classroom?	24% ⓘ responded favorably	▲ 8 from 2021-22 Impact Kentucky
QUESTION			
>	How important is it for your school to hire more specialists to help students?	20% ⓘ responded favorably	▲ 4 from 2021-22 Impact Kentucky
QUESTION			
>	How many more resources do you need to adequately support your students' learning?	53% ⓘ responded favorably	▲ 10 from 2021-22 Impact Kentucky
QUESTION			
>	Overall, how much does your school struggle due to a lack of resources?	52% ⓘ responded favorably	▲ 10 from 2021-22 Impact Kentucky
QUESTION			
>	To what extent does the access to instructional technology, including computers, printers, software and Internet access at your school need to improve?	47% ⓘ responded favorably	▲ 15 from 2021-22 Impact Kentucky

[← Previous](#)

[Next →](#)



Copyright © Panorama Education