

Comparing Populations: DIBELS 8th Edition


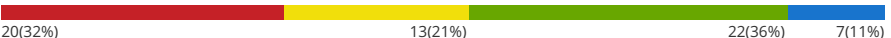
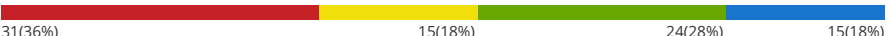
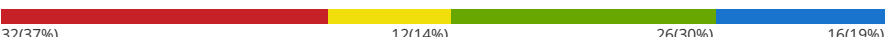




















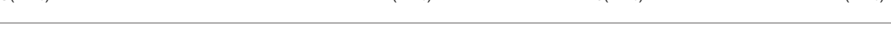

View	Population	Time	Measure
Segment Results by: School Report Level: District Grade Divider: On Display Data As: Percentage	Show Students Enrolled: On Test Day Grade: All Grades District: Covington Independent School District School: All Schools	School Year: 2023-2024 Period: All Periods	Measure: Composite Score Performance Measurement: Levels Level Filter: All Levels

School	Well Below Benchmark	Below Benchmark	At Benchmark	Above Benchmark	Total Students
--------	----------------------	-----------------	--------------	-----------------	----------------

↳ Covington Independent School District

Current as of 02/20/2024

Grade K	Reference Data	Reference Point: District
	23-24 BOY	175(56%) 59(19%) 45(14%) 36(11%) 315
	23-24 MOY	109(37%) 34(11%) 70(23%) 89(29%) 302
GLENN O SWING ELEMENTARY	23-24 BOY	34(50%) 11(16%) 9(13%) 14(21%) 68
	23-24 MOY	11(17%) 7(11%) 15(23%) 33(49%) 66
JOHN G CARLISLE ELEMENTARY	23-24 BOY	33(55%) 10(17%) 8(14%) 8(14%) 59
	23-24 MOY	24(42%) 6(10%) 14(24%) 14(24%) 58
LATONIA ELEMENTARY SCHOOL	23-24 BOY	21(43%) 10(20%) 15(31%) 3(6%) 49
	23-24 MOY	7(15%) 6(13%) 19(42%) 14(30%) 46
NINTH DISTRICT ELEMENTARY	23-24 BOY	30(57%) 11(21%) 5(9%) 7(13%) 53
	23-24 MOY	27(56%) 2(4%) 9(18%) 11(22%) 49
SIXTH DISTRICT ELEMENTARY SCHOOL	23-24 BOY	57(66%) 17(20%) 8(9%) 4(5%) 86
	23-24 MOY	40(48%) 13(16%) 13(16%) 17(20%) 83
Grade 1	Reference Data	Reference Point: District
	23-24 BOY	96(30%) 66(21%) 95(30%) 59(19%) 316
	23-24 MOY	87(28%) 47(15%) 109(35%) 70(22%) 313
GLENN O SWING ELEMENTARY	23-24 BOY	6(9%) 13(19%) 31(43%) 20(29%) 70
	23-24 MOY	12(17%) 8(11%) 28(40%) 23(32%) 71
JOHN G CARLISLE ELEMENTARY	23-24 BOY	20(42%) 13(28%) 7(15%) 7(15%) 47
	23-24 MOY	20(39%) 8(15%) 16(31%) 8(15%) 52
LATONIA ELEMENTARY SCHOOL	23-24 BOY	7(16%) 11(26%) 14(32%) 11(26%) 43
	23-24 MOY	3(7%) 6(14%) 17(41%) 16(38%) 42

NINTH DISTRICT ELEMENTARY	23-24 BOY		71
	23-24 MOY		62
SIXTH DISTRICT ELEMENTARY SCHOOL	23-24 BOY		85
	23-24 MOY		86
Grade 2	Reference Data Reference Point: District		
	23-24 BOY		293
	23-24 MOY		282
GLENN O SWING ELEMENTARY	23-24 BOY		64
	23-24 MOY		58
JOHN G CARLISLE ELEMENTARY	23-24 BOY		53
	23-24 MOY		54
LATONIA ELEMENTARY SCHOOL	23-24 BOY		48
	23-24 MOY		46
NINTH DISTRICT ELEMENTARY	23-24 BOY		54
	23-24 MOY		50
SIXTH DISTRICT ELEMENTARY SCHOOL	23-24 BOY		74
	23-24 MOY		74
Grade 3	Reference Data Reference Point: District		
	23-24 BOY		279
	23-24 MOY		274
GLENN O SWING ELEMENTARY	23-24 BOY		72
	23-24 MOY		69
JOHN G CARLISLE ELEMENTARY	23-24 BOY		50
	23-24 MOY		48
LATONIA ELEMENTARY SCHOOL	23-24 BOY		44
	23-24 MOY		41
NINTH DISTRICT ELEMENTARY	23-24 BOY		47
	23-24 MOY		51

SIXTH DISTRICT ELEMENTARY SCHOOL	23-24 BOY		66
	23-24 MOY		65
Grade 4	Reference Data Reference Point: District		
	23-24 BOY		295
	23-24 MOY		294
GLENN O SWING ELEMENTARY	23-24 BOY		60
	23-24 MOY		58
JOHN G CARLISLE ELEMENTARY	23-24 BOY		55
	23-24 MOY		54
LATONIA ELEMENTARY SCHOOL	23-24 BOY		43
	23-24 MOY		45
NINTH DISTRICT ELEMENTARY	23-24 BOY		44
	23-24 MOY		42
SIXTH DISTRICT ELEMENTARY SCHOOL	23-24 BOY		93
	23-24 MOY		95
Grade 5	Reference Data Reference Point: District		
	23-24 BOY		273
	23-24 MOY		270
GLENN O SWING ELEMENTARY	23-24 BOY		64
	23-24 MOY		62
JOHN G CARLISLE ELEMENTARY	23-24 BOY		47
	23-24 MOY		49
LATONIA ELEMENTARY SCHOOL	23-24 BOY		47
	23-24 MOY		45
NINTH DISTRICT ELEMENTARY	23-24 BOY		36
	23-24 MOY		37
SIXTH DISTRICT ELEMENTARY SCHOOL	23-24 BOY		79
	23-24 MOY		77