

**WOODFORD COUNTY BOARD OF EDUCATION
AGENDA ITEM**

ITEM #: **DATE:** February 26, 2024

TOPIC/TITLE: Jan Financials

PRESENTER: Shane Smith

ORIGIN:

- TOPIC PRESENTED FOR INFORMATION ONLY (No board action required.)
 - ACTION REQUESTED AT THIS MEETING
 - ITEM IS ON THE CONSENT AGENDA FOR APPROVAL
 - ACTION REQUESTED AT FUTURE MEETING: (DATE)
 - BOARD REVIEW REQUIRED BY
-
- STATE OR FEDERAL LAW OR REGULATION
 - BOARD OF EDUCATION POLICY
 - OTHER:

PREVIOUS REVIEW, DISCUSSION OR ACTION:

- NO PREVIOUS BOARD REVIEW, DISCUSSION OR ACTION
 - PREVIOUS REVIEW OR ACTION
-
- DATE:
 - ACTION:

BACKGROUND INFORMATION:

January Financials

SUMMARY OF MAJOR ELEMENTS:

IMPACT ON RESOURCES:


TIMETABLE FOR FURTHER REVIEW OR ACTION:

SUPERINTENDENT'S RECOMMENDATION: Recommended Not Recommended

_____ 

WOODFORD COUNTY PUBLIC SCHOOLS


BALANCE SHEET FOR 2024 7



FUND: 1 GENERAL FUND		NET CHANGE FOR PERIOD	ACCOUNT BALANCE
ASSETS			
10	6101	1,016,696.58	21,173,308.53
10	6153	4,315.90	13,804.31
	TOTAL ASSETS	1,021,012.48	21,187,112.84
LIABILITIES			
10	7421	162,157.56	-34,199.04
10	7421A	-30,300.55	-5,138.72
10	7461	-23,397.75	-30,770.65
10	7461H	.00	2,337.68
10	7461W	-15,972.81	-35,822.76
10	7469	-70,280.49	-69,780.21
10	7471	-3,938.66	16,880.77
10	7472	-474.04	-16,895.33
10	7473	-627.06	.00
10	7474	-2,901.38	2,161.26
10	7475	-194,584.12	38,849.49
10	7603	351,634.04	2,169,166.07
	TOTAL LIABILITIES	171,314.74	2,036,788.56
FUND BALANCE			
10	6302	-3,766,531.23	-40,380,212.56
10	7602	2,925,838.05	19,591,038.54
10	8732	.00	-182,911.39
10	8747AV	.00	-82,649.92
10	8753	-351,634.04	-2,169,166.07
10	8755	.00	283,972.88
10	8770	.00	-283,972.88
	TOTAL FUND BALANCE	-1,192,327.22	-23,223,901.40
	TOTAL LIABILITIES + FUND BALANCE	-1,021,012.48	-21,187,112.84

WOODFORD COUNTY PUBLIC SCHOOLS


BALANCE SHEET FOR 2024 7



FUND: 2 SPECIAL REVENUE		NET CHANGE FOR PERIOD	ACCOUNT BALANCE
ASSETS			
20	6101	92,325.85	477,476.32
20	6153	21,337.60	21,337.60
	TOTAL ASSETS	113,663.45	498,813.92
LIABILITIES			
20	7421	-20,414.71	-20,414.71
20	7421A	3,336.55	-50,189.31
20	7461	.00	22,020.61
20	7603	44,371.28	189,872.07
	TOTAL LIABILITIES	27,293.12	141,288.66
FUND BALANCE			
20	6302	-508,061.85	-3,685,509.79
20	7602	411,476.56	3,235,268.90
20	8731	.00	-56,731.74
20	8753	-44,371.28	-189,872.07
20	8755	.00	56,742.12
	TOTAL FUND BALANCE	-140,956.57	-640,102.58
	TOTAL LIABILITIES + FUND BALANCE	-113,663.45	-498,813.92

WOODFORD COUNTY PUBLIC SCHOOLS

BALANCE SHEET FOR 2024 7



FUND: 21 DISTRICT ACTIVITY FUND		NET CHANGE FOR PERIOD	ACCOUNT BALANCE		
ASSETS	21	6101	CASH IN BANK	1,718.48	497,150.39
			TOTAL ASSETS	1,718.48	497,150.39
LIABILITIES	21	7421	ACCOUNTS PAYABLE	-3,213.65	-3,213.65
	21	7421A	ACCOUNTS PAYABLE ACI	1,127.35	-4,803.12
	21	7603	PURCHASE OBLIGATIONS	-6,216.28	65,768.41
			TOTAL LIABILITIES	-8,302.58	57,751.64
FUND BALANCE	21	6302	REVENUES CONTROL	-35,502.26	-682,712.85
	21	7602	EXPENDITURES CONTROL	35,870.08	193,579.23
	21	8740	COMMITTED FUND BALANCE	.00	2,027.00
	21	8753	ASSIGNED-PURCH OBL - CURRENT	6,216.28	-65,768.41
	21	8755	ASSIGNED-PURCH OBL - PRD 13/YE	.00	-2,027.00
			TOTAL FUND BALANCE	6,584.10	-554,902.03
			TOTAL LIABILITIES + FUND BALANCE	-1,718.48	-497,150.39

WOODFORD COUNTY PUBLIC SCHOOLS

BALANCE SHEET FOR 2024 7



FUND: 25 SCHOOL ACTIVITY FUND		NET CHANGE FOR PERIOD	ACCOUNT BALANCE
ASSETS			
25	6101	-109,808.43	461,683.28
	TOTAL ASSETS	-109,808.43	461,683.28
LIABILITIES			
25	7421	-2,633.67	-2,633.67
25	7421A	2,185.72	-582.88
25	7603	70,530.10	231,839.28
	TOTAL LIABILITIES	70,082.15	228,622.73
FUND BALANCE			
25	6302	-74,333.72	-1,052,127.86
25	7602	184,590.10	593,661.13
25	8730	.00	15,024.00
25	8753	-70,530.10	-231,839.28
25	8755	.00	-15,024.00
	TOTAL FUND BALANCE	39,726.28	-690,306.01
	TOTAL LIABILITIES + FUND BALANCE	109,808.43	-461,683.28

WOODFORD COUNTY PUBLIC SCHOOLS

BALANCE SHEET FOR 2024 7



FUND: 310 CAPITAL OUTLAY FUND

		NET CHANGE FOR PERIOD	ACCOUNT BALANCE
ASSETS			
	31	6101	CASH IN BANK
			TOTAL ASSETS
FUND BALANCE	31	6302	REVENUES CONTROL
			TOTAL FUND BALANCE
			TOTAL LIABILITIES + FUND BALANCE

.00	184,355.00
.00	184,355.00
.00	-184,355.00
.00	-184,355.00
.00	-184,355.00

WOODFORD COUNTY PUBLIC SCHOOLS


BALANCE SHEET FOR 2024 7

FUND: 320 BUILDING FUND (5 CENT LEVY)

NET CHANGE FOR PERIOD

ACCOUNT BALANCE

ASSETS			NET CHANGE FOR PERIOD	ACCOUNT BALANCE
	32	6101 CASH IN BANK	.00	176,854.00
		TOTAL ASSETS	.00	176,854.00
FUND BALANCE	32	6302 REVENUES CONTROL	.00	-176,854.00
		TOTAL FUND BALANCE	.00	-176,854.00
		TOTAL LIABILITIES + FUND BALANCE	.00	-176,854.00



WOODFORD COUNTY PUBLIC SCHOOLS


BALANCE SHEET FOR 2024 7



FUND: 360 CONSTRUCTION FUND		NET CHANGE FOR PERIOD	ACCOUNT BALANCE
ASSETS			
36	6101	-5,084,530.18	-9,429,496.57
36	6111	135,715.86	47,741,397.00
	TOTAL ASSETS	-4,948,814.32	38,311,900.43
LIABILITIES			
36	7421	-2,880,429.24	-2,880,429.24
36	7603	-23,825,053.32	35,077,460.95
	TOTAL LIABILITIES	-26,705,482.56	32,197,031.71
FUND BALANCE			
36	6302	-135,715.86	-1,020,811.48
36	7602	7,964,959.42	24,813,891.25
36	8735	23,825,053.32	-59,224,550.96
36	8753	23,825,053.32	-35,077,460.95
	TOTAL FUND BALANCE	31,654,296.88	-70,508,932.14
	TOTAL LIABILITIES + FUND BALANCE	4,948,814.32	-38,311,900.43

WOODFORD COUNTY PUBLIC SCHOOLS

BALANCE SHEET FOR 2024 7




FUND: 400 DEBT SERVICE FUND **NET CHANGE FOR PERIOD** **ACCOUNT BALANCE**

ASSETS				
	40	6101	CASH IN BANK	-1,886,773.18
			TOTAL ASSETS	-1,886,773.18
FUND BALANCE	40	6302	REVENUES CONTROL	1,886,773.18
	40	7602	EXPENDITURES CONTROL	.00
			TOTAL FUND BALANCE	1,886,773.18
			TOTAL LIABILITIES + FUND BALANCE	1,886,773.18
				-4,344,716.44
				-4,344,716.44
				-2,425.39
				4,347,141.83
				4,344,716.44
				4,344,716.44

WOODFORD COUNTY PUBLIC SCHOOLS


BALANCE SHEET FOR 2024 7



FUND: 51 FOOD SERVICE FUND		NET CHANGE FOR PERIOD	ACCOUNT BALANCE
ASSETS			
51	6101		
51	6104	-76,960.30	126,219.95
51	6153	.00	420.00
51	6171	32,491.63	-48,701.20
51	6400	.00	89,439.87
51	6400P	.00	88,128.00
51	6400P	.00	214,136.00
	TOTAL ASSETS	-44,468.67	469,642.62
LIABILITIES			
51	7421	-2,427.34	-2,427.34
51	7421A	538.95	-7,729.05
51	75410	.00	-301,917.00
51	7541P	.00	-564,833.00
51	7603	-239,709.60	296,330.63
51	77000	.00	-239,874.00
51	7700P	.00	-79,637.00
	TOTAL LIABILITIES	-241,597.99	-900,086.76
FUND BALANCE			
51	6302	-207,374.66	-1,956,054.76
51	7602	253,731.72	1,841,262.53
51	87370	.00	453,663.00
51	8737P	.00	430,334.00
51	8739I	.00	-42,430.00
51	8753	239,709.60	-296,330.63
	TOTAL FUND BALANCE	286,066.66	430,444.14
	TOTAL LIABILITIES + FUND BALANCE	44,468.67	-469,642.62

WOODFORD COUNTY PUBLIC SCHOOLS

BALANCE SHEET FOR 2024 7



FUND: 52 DAY CARE OPERATIONS		NET CHANGE FOR PERIOD	ACCOUNT BALANCE
ASSETS			
52	6101	37,553.00	905,441.04
52	64000	.00	7,807.00
52	6400P	.00	21,622.00
	TOTAL ASSETS	37,553.00	934,870.04
LIABILITIES			
52	7421	-4,942.90	-4,942.90
52	7421A	267.87	.00
52	75410	.00	-28,076.00
52	7541P	.00	-54,069.00
52	7603	-4,787.56	5,997.13
52	77000	.00	-22,748.00
52	7700P	.00	-7,398.00
	TOTAL LIABILITIES	-9,462.59	-111,236.77
FUND BALANCE			
52	6302	-41,440.00	-959,793.48
52	7602	8,562.03	59,295.34
52	87370	.00	43,017.00
52	8737P	.00	39,845.00
52	8753	4,787.56	-5,997.13
	TOTAL FUND BALANCE	-28,090.41	-823,633.27
	TOTAL LIABILITIES + FUND BALANCE	-37,553.00	-934,870.04

WOODFORD COUNTY PUBLIC SCHOOLS


BALANCE SHEET FOR 2024 7



FUND: 53 COMMUNITY EDUCATION FUNDS		NET CHANGE FOR PERIOD	ACCOUNT BALANCE
ASSETS			
	53 6101 CASH IN BANK	.00	30,158.85
	TOTAL ASSETS	.00	30,158.85
LIABILITIES			
	53 7421 ACCOUNTS PAYABLE	-92.24	-92.24
	53 7603 PURCHASE OBLIGATIONS	804.27	953.35
	TOTAL LIABILITIES	712.03	861.11
FUND BALANCE			
	53 6302 REVENUES CONTROL	.00	-30,259.76
	53 7602 EXPENDITURES CONTROL	92.24	193.15
	53 8753 ASSIGNED-PURCH OBL - CURRENT	-804.27	-953.35
	TOTAL FUND BALANCE	-712.03	-31,019.96
	TOTAL LIABILITIES + FUND BALANCE	.00	-30,158.85

WOODFORD COUNTY PUBLIC SCHOOLS


BALANCE SHEET FOR 2024 7



FUND: 8 GOVERNMENTAL ASSETS		NET CHANGE FOR PERIOD	ACCOUNT BALANCE
ASSETS			
80	6201		2,833,259.26
80	6211	.00	697,795.92
80	6212	.00	-585,308.19
80	6221	.00	61,933,093.41
80	6222	.00	-34,920,761.31
80	6231	.00	816,286.17
80	6232	.00	-789,832.20
80	6241	.00	5,271,442.48
80	6242	.00	-3,646,247.93
80	6251	.00	4,895,433.94
80	6252	.00	-3,311,180.03
80	6261	.00	20,475,551.68
80	6271	.00	237,903.83
80	6272	.00	-80,104.62
80	6281	.00	228,251.45
80	6282	.00	-176,886.53
	TOTAL ASSETS	.00	53,878,697.33
FUND BALANCE			
80	8710	.00	-53,878,697.33
	TOTAL FUND BALANCE	.00	-53,878,697.33
	TOTAL LIABILITIES + FUND BALANCE	.00	-53,878,697.33

WOODFORD COUNTY PUBLIC SCHOOLS

BALANCE SHEET FOR 2024 7



FUND: 81 FOOD SERVICE ASSETS		NET CHANGE FOR PERIOD	ACCOUNT BALANCE
ASSETS			
81	6231		TECHNOLOGY EQUIPMENT
		.00	9,605.93
81	6232	.00	ACCUM DEPREC-TECHNOLOGY EQUIPM
		.00	-9,605.93
81	6251	.00	GENERAL EQUIPMENT
		.00	525,057.06
81	6252	.00	ACCUM DEPREC-GEN EQUIPMENT
		.00	-238,067.84
	TOTAL ASSETS	.00	286,989.22
FUND BALANCE			
81	8711	.00	INVESTMENT IN BUSINESS ASSETS
		.00	-286,989.22
	TOTAL FUND BALANCE	.00	-286,989.22
	TOTAL LIABILITIES + FUND BALANCE	.00	-286,989.22

WOODFORD COUNTY PUBLIC SCHOOLS

BALANCE SHEET FOR 2024 7




FUND: 82 DAY CARE ASSETS		NET CHANGE FOR PERIOD	ACCOUNT BALANCE
ASSETS			
82	6251	.00	1,319.72
82	6252	.00	-263.96
	TOTAL ASSETS	.00	1,055.76
FUND BALANCE	82	.00	-1,055.76
	TOTAL FUND BALANCE	.00	-1,055.76
	TOTAL LIABILITIES + FUND BALANCE	.00	-1,055.76

** END OF REPORT - Generated by shane smith **

WOODFORD COUNTY PUBLIC SCHOOLS


MONTHLY REPORT - FY 2024 Period 7



GENERAL FUND (1)	LAST FY Total	MONTH TO DATE	YEAR TO DATE	BUDGET APPROP	AVAILABLE BUDGET
REVENUES					
0999 BEGINNING BALANCE					
TOTAL 0999 BEGINNING BALANCE	9,309,914.12	.00	10,576,596.94	10,000,000.00	-576,596.94
RECEIPTS					
REVENUE FROM LOCAL SOURCES					
AD VALOREM TAXES					
1111 GENERAL PROPERTY TAX	15,780,196.45	921,807.48	19,572,923.72	17,400,000.00	-2,172,923.72
1113 PSC PROPERTY TAX	.00	.00	.00	.00	.00
1115 DELINQUENT PROPERTY TAX	259,666.31	.00	138,999.26	146,000.00	7,000.74
1116 DISTILLED SPIRITS TAX	1,241,677.64	.00	1,406,831.16	1,120,000.00	-286,831.16
1117 MOTOR VEHICLE TAX	1,572,082.23	101,012.41	745,232.10	1,230,000.00	484,767.90
1119 FRANCHISE TAX	869,257.56	182,355.12	182,355.12	550,000.00	367,644.88
1121 UTILITIES TAX	2,154,203.48	180,855.66	1,137,219.14	1,940,000.00	802,780.86
1121 UTILITY TAX DIRECT PAY	.00	.00	.00	.00	.00
1140 PENALTIES & INTEREST ON TAXES	7,599.08	2,766.76	22,868.57	.00	-22,868.57
1191 OMITTED PROPERTY TAX	17,367.29	.00	11,401.78	25,000.00	13,598.22
TOTAL AD VALOREM TAXES	21,902,050.04	2,795,628.59	23,217,830.85	22,411,000.00	-806,830.85
REVENUE OTHER LOCAL GOVERNMENT UNITS					
1280 REVENUE IN LIEU OF TAXES	193,122.00	90,489.27	235,036.27	150,000.00	-85,036.27
TOTAL REVENUE OTHER LOCAL GOVERNMENT UNITS	193,122.00	90,489.27	235,036.27	150,000.00	-85,036.27
TUITION					
1310 TUITION FROM INDIVIDUALS	42,815.00	12,930.00	49,175.00	27,000.00	-22,175.00
1320 TUIT FRM OTH GOVT SRCS W/IN ST	.00	.00	.00	.00	.00
1330 TUIT FRM OTH GOVT SRCS OUT ST	.00	.00	.00	.00	.00
1340 OTHER TUITION	.00	.00	.00	.00	.00
TOTAL TUITION	42,815.00	12,930.00	49,175.00	27,000.00	-22,175.00
TRANSPORTATION					
1410 TRANSP FEES FROM INDIVIDUALS	8,038.10	.00	7,494.10	10,000.00	2,505.90
1420 TRN FEE FM OTH GVT SRC W/IN ST	2,486.70	.00	3,158.73	.00	-3,158.73
1421 TRN FEE FRM OTH SCH DST IN ST	.00	.00	.00	.00	.00
1430 TRN FEE FRM OTH GVT SRC OUT ST	.00	.00	.00	.00	.00
1441 TRANSPORT FRM NON-PUBLIC SCHS	.00	.00	.00	.00	.00
1442 TRANSPORT FRM FISCAL COURT	13,101.56	.00	-368.83	10,000.00	10,368.83


WOODFORD COUNTY PUBLIC SCHOOLS

MONTHLY REPORT - FY 2024 Period 7



GENERAL FUND (1)	LAST FY Total	MONTH TO DATE	YEAR TO DATE	BUDGET APPROP	AVAILABLE BUDGET
TOTAL TRANSPORTATION	23,626.36	.00	10,284.00	20,000.00	9,716.00
EARNINGS ON INVESTMENTS					
1510 INTEREST ON INVESTMENTS	527,671.25	43,718.70	206,633.35	178,000.00	-28,633.35
TOTAL EARNINGS ON INVESTMENTS	527,671.25	43,718.70	206,633.35	178,000.00	-28,633.35
FOOD SERVICE					
1637 NON-REIMB VENDING MACH PROG	184.53	.00	103.86	200.00	96.14
TOTAL FOOD SERVICE	184.53	.00	103.86	200.00	96.14
STUDENT ACTIVITIES					
1740 STUDENT FEES	2,486.69	197.00	3,441.09	.00	-3,441.09
1750 DONATIONS (ACTIVITY FND)	.00	.00	.00	.00	.00
1790 OTHER STUDENT ACTIVITY INCOME	.00	.00	.00	.00	.00
TOTAL STUDENT ACTIVITIES	2,486.69	197.00	3,441.09	.00	-3,441.09
COMMUNITY SERVICE ACTIVITIES					
1810 DAY CARE FEES	.00	.00	.00	.00	.00
1811 COMMUNITY EDUCATION FEES	.00	.00	.00	.00	.00
TOTAL COMMUNITY SERVICE ACTIVITIES	.00	.00	.00	.00	.00
OTHER REVENUE FROM LOCAL SOURCES					
1911 RENTAL-COMM ED CTR	.00	.00	.00	.00	.00
1911 BUILDING RENT - C.O.	.00	.00	.00	.00	.00
1911 BUILDING RENT - HIGH SCHOOL	660.00	.00	.00	.00	.00
1911 BUILDING RENT - HUNTERTOWN	.00	.00	.00	.00	.00
1911 BUILDING RENT - MIDDLE SCHOOL	-225.00	.00	425.00	.00	-425.00
1911 RENTAL-NORTHSIDE	.00	.00	.00	.00	.00
1911 BUILDING RENT - PISGAH	.00	.00	.00	.00	.00
1911 BUILDING RENT - SIMMONS	.00	.00	.00	.00	.00
1911 BUILDING RENT - SOUTHSIDE	.00	.00	.00	.00	.00
1911 RENTAL-TECHNOLOGY CENTER	.00	.00	.00	.00	.00
1912 BUS RENTAL	.00	.00	.00	.00	.00
1919 OTHER RENTAL INCOME	.00	.00	.00	.00	.00
1920 CONTRIBUTIONS/DONATIONS	.00	.00	.00	.00	.00
1925 REIMBURSEMENTS (NON-GVT)	2,463.15	.00	.00	500.00	500.00
1941 TEXTBOOK SALES	.00	.00	.00	620.00	620.00
1942 TEXTBOOK RENTALS	.00	.00	.00	.00	.00

WOODFORD COUNTY PUBLIC SCHOOLS



MONTHLY REPORT - FY 2024 Period 7

GENERAL FUND (1)	LAST FY Total	MONTH TO DATE	YEAR TO DATE	BUDGET APPROX	AVAILABLE BUDGET
1951 MISC REV FRM OTH SCH DST IN ST	.00	.00	.00	.00	.00
1952 MSC REV FRM OTH SCH DST OUT ST	.00	.00	.00	.00	.00
1980 REFUND OF PRIOR YR EXPENDITURE	56,341.67	607.07	41,025.81	75,000.00	33,974.19
1990 MISCELLANEOUS REVENUE	18,867.03	26.18	35,637.15	.00	-35,637.15
1991 TRANSCRIPT FEES	.00	.00	.00	.00	.00
1993 OTHER REBATES	12,523.53	.00	.00	3,000.00	3,000.00
1994 RETURN FOR INSUFFICIENT FUNDS	.00	.00	.00	.00	.00
1997 OTHER REIMBURSEMENTS	5,531.11	2,723.72	7,528.00	750.00	-6,778.00
1999 OTHER MISCELLANEOUS REVENUE	9,722.80	510.00	910.00	.00	-910.00
TOTAL OTHER REVENUE FROM LOCAL SOURCES	105,884.29	3,866.97	85,525.96	79,870.00	-5,655.96
TOTAL REVENUE FROM LOCAL SOURCES	22,797,840.16	2,946,830.53	23,808,030.38	22,866,070.00	-941,960.38
REVENUE FROM STATE SOURCES					
STATE PROGRAM					
3111 SEEK PROGRAM	10,052,867.00	798,263.00	5,867,126.00	9,500,000.00	3,632,874.00
TOTAL STATE PROGRAM	10,052,867.00	798,263.00	5,867,126.00	9,500,000.00	3,632,874.00
OTHER STATE FUNDING					
3122 VOCATIONAL TRANSPORTATION	62,740.00	.00	.00	20,000.00	20,000.00
3126 SUB SALARY REIMB (STATE)	233.00	.00	314.00	250.00	-64.00
3127 FLEXIBLE SPENDING REFUND	.00	.00	.00	.00	.00
3129 KSB/KSD TRANSP REIMBURSEMENT	.00	.00	.00	.00	.00
TOTAL OTHER STATE FUNDING	62,973.00	.00	314.00	20,250.00	19,936.00
EXPENDITURE REIMBURSEMENTS					
3130 NATL BOARD CERTIFICATION REIMB	44,000.00	.00	.00	34,000.00	34,000.00
3131 MISCELLANEOUS REIMBURSEMENTS	15.00	.00	.00	.00	.00
3132 SPEECH LANG PATH REIMBURSEMENT	12,000.00	.00	.00	.00	.00
TOTAL EXPENDITURE REIMBURSEMENTS	56,015.00	.00	.00	34,000.00	34,000.00
REVENUE IN LIEU OF TAXES/STATE					
3800 REVENUE IN LIEU OF TAXES/STATE	68,544.56	5,712.05	39,984.35	63,178.67	23,194.32
TOTAL REVENUE IN LIEU OF TAXES/STATE	68,544.56	5,712.05	39,984.35	63,178.67	23,194.32
REVENUE ON BEHALF PAYMENTS					

WOODFORD COUNTY PUBLIC SCHOOLS


MONTHLY REPORT - FY 2024 Period 7



GENERAL FUND (1)	LAST FY Total	MONTH TO DATE	YEAR TO DATE	BUDGET APPROP	AVAILABLE BUDGET
3900 ON-BEHALF REVENUE	12,597,033.27	.00	.00	12,546,718.61	12,546,718.61
TOTAL REVENUE ON BEHALF PAYMENTS	12,597,033.27	.00	.00	12,546,718.61	12,546,718.61
TOTAL REVENUE FROM STATE SOURCES	22,837,432.83	803,975.05	5,907,424.35	22,164,147.28	16,256,722.93
REVENUE FROM FEDERAL SOURCES					
FEDERAL REIMBURSEMENT					
4810 MEDICAID REIM FROM FEDERAL	80,135.51	14,675.65	80,335.24	80,000.00	-335.24
TOTAL FEDERAL REIMBURSEMENT	80,135.51	14,675.65	80,335.24	80,000.00	-335.24
TOTAL REVENUE FROM FEDERAL SOURCES	80,135.51	14,675.65	80,335.24	80,000.00	-335.24
OTHER RECEIPTS					
INTERFUND TRANSFERS					
5210 FUND TRANSFER	1,052,334.01	.00	.00	.00	.00
5220 INDIRECT COSTS TRANSFER	290,731.88	.00	.00	144,213.52	144,213.52
TOTAL INTERFUND TRANSFERS	1,343,065.89	.00	.00	144,213.52	144,213.52
SALE OR COMP FOR LOSS OF ASSETS					
5311 SALE OF LAND & IMPROVEMENTS	.00	.00	.00	.00	.00
5312 LOSS COMP - LAND & IMPROVEMENTS	.00	.00	.00	.00	.00
5331 SALE OF BUILDINGS	.00	.00	.00	.00	.00
5332 LOSS COMP - BUILDINGS	.00	.00	.00	.00	.00
5341 SALE OF EQUIPMENT ETC	2,700.45	1,050.00	5,876.00	1,500.00	-4,376.00
5342 LOSS COMP - EQUIPMENT ETC	.00	.00	1,949.65	.00	-1,949.65
TOTAL SALE OR COMP FOR LOSS OF ASSETS	2,700.45	1,050.00	7,825.65	1,500.00	-6,325.65
CAPITAL LEASE PROCEEDS					
5500 LEASE PROCEEDS	77,047.45	.00	.00	.00	.00
TOTAL CAPITAL LEASE PROCEEDS	77,047.45	.00	.00	.00	.00
CAPITAL CONTRIBUTIONS					
5610 CAPITAL CONTRIBUTIONS/DONATIONS	.00	.00	.00	.00	.00

WOODFORD COUNTY PUBLIC SCHOOLS

MONTHLY REPORT - FY 2024 Period 7



GENERAL FUND (1)	LAST FY Total	MONTH TO DATE	YEAR TO DATE	BUDGET APPROP	AVAILABLE BUDGET
TOTAL CAPITAL CONTRIBUTIONS	.00	.00	.00	.00	.00
EXTRAORDINARY ITEMS					
5640 EXTRAORDINARY ITEMS	.00	.00	.00	.00	.00
TOTAL EXTRAORDINARY ITEMS	.00	.00	.00	.00	.00
TOTAL OTHER RECEIPTS	1,422,813.79	1,050.00	7,825.65	145,713.52	137,887.87
TOTAL RECEIPTS	47,138,222.29	3,766,531.23	29,803,615.62	45,255,930.80	15,452,315.18
TOTAL REVENUE	56,448,136.41	3,766,531.23	40,380,212.56	55,255,930.80	14,875,718.24


WOODFORD COUNTY PUBLIC SCHOOLS

MONTHLY REPORT - FY 2024 Period 7



GENERAL FUND (1)		LAST FY Total	MONTH TO DATE	YEAR TO DATE	BUDGET APPROP	AVAILABLE BUDGET
EXPENDITURES						
0000	RESTRICT TO REV & BAL SHT ONLY					
0200	EMPLOYEE BENEFITS	.00	.00	.00	.00	.00
	TOTAL 0000 RESTRICT TO REV & BAL SHT ONLY	.00	.00	.00	.00	.00
1000 INSTRUCTION						
0100	SALARIES PERSONNEL SERVICES	13,780,192.71	1,253,798.50	7,590,568.68	15,005,446.40	7,414,877.72
0200	EMPLOYEE BENEFITS	1,116,735.31	98,600.10	539,995.08	1,280,924.77	740,929.69
0280	ON-BEHALF	7,670,226.83	.00	.00	7,670,226.83	7,670,226.83
0300	PURCHASED PROF AND TECH SERV	108,372.15	7,971.16	106,996.66	189,594.56	82,597.90
0400	PURCHASED PROPERTY SERVICES	118,694.47	22,757.49	70,498.87	167,879.88	97,381.01
0500	OTHER PURCHASED SERVICES	93,462.36	7,287.22	250,018.30	361,507.40	111,489.10
0600	SUPPLIES	758,076.65	79,721.20	422,364.28	855,489.16	433,124.88
0700	PROPERTY	18,429.65	.00	75,772.69	89,496.10	13,723.41
0800	DEBT SERVICE AND MISCELLANEOUS	119,544.72	2,584.90	64,651.30	114,050.72	49,399.42
	TOTAL 1000 INSTRUCTION	23,783,734.85	1,472,720.57	9,120,865.86	25,734,615.82	16,613,749.96
2100 STUDENT SUPPORT SERVICES						
0100	SALARIES PERSONNEL SERVICES	2,450,462.20	238,170.45	1,465,189.88	2,854,760.46	1,389,570.58
0200	EMPLOYEE BENEFITS	314,329.12	33,967.49	191,452.54	272,990.91	81,538.37
0280	ON-BEHALF	1,054,124.11	.00	.00	1,054,124.11	1,054,124.11
0300	PURCHASED PROF AND TECH SERV	31,567.63	7,224.90	58,592.42	153,615.48	95,023.06
0400	PURCHASED PROPERTY SERVICES	1,144.84	349.63	1,575.69	1,000.00	-575.69
0500	OTHER PURCHASED SERVICES	10,612.12	503.11	23,249.20	28,883.72	5,634.52
0600	SUPPLIES	30,460.81	1,198.78	6,554.27	34,754.78	28,200.51
0700	PROPERTY	.00	.00	.00	3,745.37	3,745.37
0800	DEBT SERVICE AND MISCELLANEOUS	2,324.68	653.00	2,858.48	2,077.54	-780.94
	TOTAL 2100 STUDENT SUPPORT SERVICES	3,895,025.51	282,067.36	1,749,472.48	4,405,952.37	2,656,479.89
2200 INSTRUCTIONAL STAFF SUPP SERV						
0100	SALARIES PERSONNEL SERVICES	1,472,077.75	133,367.99	887,437.75	1,787,125.07	899,687.32
0200	EMPLOYEE BENEFITS	176,961.24	17,235.65	109,787.78	139,954.95	30,167.17
0280	ON-BEHALF	606,220.82	.00	.00	606,220.82	606,220.82
0300	PURCHASED PROF AND TECH SERV	49,388.62	5,814.67	60,254.53	64,141.43	3,886.90
0400	PURCHASED PROPERTY SERVICES	2,984.51	431.19	1,652.78	2,200.00	547.22
0500	OTHER PURCHASED SERVICES	32,591.16	517.49	14,239.68	82,165.38	67,925.70
0600	SUPPLIES	54,792.88	1,087.11	54,090.35	84,333.78	30,243.43
0700	PROPERTY	.00	.00	.00	1,070.11	1,070.11
0800	DEBT SERVICE AND MISCELLANEOUS	19,039.25	1,015.00	23,627.50	9,035.05	-14,592.45
	TOTAL 2200 INSTRUCTIONAL STAFF SUPP SERV	2,414,056.23	159,469.10	1,151,090.37	2,776,246.59	1,625,156.22

WOODFORD COUNTY PUBLIC SCHOOLS



MONTHLY REPORT - FY 2024 Period 7

GENERAL FUND (1)		LAST FY Total	MONTH TO DATE	YEAR TO DATE	BUDGET APPROP	AVAILABLE BUDGET
2300 DISTRICT ADMIN SUPPORT						
0100 SALARIES PERSONNEL SERVICES	273,772.04	22,620.42	166,810.73	285,444.49	118,633.76	
0200 EMPLOYEE BENEFITS	37,373.06	2,608.68	28,674.08	31,917.63	3,243.55	
0280 ON-BEHALF	.00	.00	.00	.00	.00	
0300 PURCHASED PROF AND TECH SERV	544,372.51	85,154.79	525,756.49	698,070.35	172,313.86	
0400 PURCHASED PROPERTY SERVICES	2,566.89	390.00	1,499.95	5,000.00	3,500.05	
0500 OTHER PURCHASED SERVICES	294,422.56	1,571.43	279,880.83	343,502.29	63,621.46	
0600 SUPPLIES	58,430.80	9,184.38	26,574.29	62,442.06	35,867.77	
0700 PROPERTY	35,334.42	.00	.00	32,500.00	32,500.00	
0800 DEBT SERVICE AND MISCELLANEOUS	11,027.61	.00	7,636.76	9,210.32	1,573.56	
0900 OTHER ITEMS	.00	.00	.00	.00	.00	
TOTAL 2300 DISTRICT ADMIN SUPPORT	1,257,299.89	121,529.70	1,036,833.13	1,468,087.14	431,254.01	
2400 SCHOOL ADMIN SUPPORT						
0100 SALARIES PERSONNEL SERVICES	1,496,477.44	147,198.73	976,147.22	1,499,943.27	523,796.05	
0200 EMPLOYEE BENEFITS	175,706.66	16,971.44	102,110.70	140,560.12	38,449.42	
0280 ON-BEHALF	782,752.66	.00	.00	782,752.66	782,752.66	
0300 PURCHASED PROF AND TECH SERV	6,323.16	.00	1,762.00	2,355.00	593.00	
0400 PURCHASED PROPERTY SERVICES	2,874.78	723.94	2,639.02	4,300.00	1,660.98	
0500 OTHER PURCHASED SERVICES	3,851.12	1,569.92	5,508.30	9,200.00	3,691.70	
0600 SUPPLIES	10,754.23	1,067.49	7,001.83	13,650.00	6,648.17	
0700 PROPERTY	.00	.00	.00	.00	.00	
0800 DEBT SERVICE AND MISCELLANEOUS	3,329.40	48.00	914.96	2,568.00	1,653.04	
TOTAL 2400 SCHOOL ADMIN SUPPORT	2,482,069.45	167,579.52	1,096,084.03	2,455,329.05	1,359,245.02	
2500 BUSINESS SUPPORT SERVICES						
0100 SALARIES PERSONNEL SERVICES	734,072.23	76,064.54	512,168.71	752,410.54	240,241.83	
0200 EMPLOYEE BENEFITS	179,462.60	16,026.51	109,679.40	134,016.80	24,337.40	
0280 ON-BEHALF	320,047.44	.00	.00	320,047.44	320,047.44	
0300 PURCHASED PROF AND TECH SERV	52,474.54	11,289.00	77,459.21	77,950.11	490.90	
0400 PURCHASED PROPERTY SERVICES	6,393.48	666.65	5,166.57	14,250.00	9,083.43	
0500 OTHER PURCHASED SERVICES	167,611.02	1,159.50	37,169.17	289,946.11	252,776.94	
0600 SUPPLIES	288,479.03	64,633.57	331,173.10	498,144.08	166,970.98	
0700 PROPERTY	.00	.00	.00	10,000.00	10,000.00	
0800 DEBT SERVICE AND MISCELLANEOUS	4,129.81	.00	1,340.37	4,788.00	3,447.63	
TOTAL 2500 BUSINESS SUPPORT SERVICES	1,752,670.15	169,839.77	1,074,156.53	2,101,553.08	1,027,396.55	
2600 PLANT OPERATIONS AND MAINTENANCE						
0100 SALARIES PERSONNEL SERVICES	1,349,042.45	150,083.28	959,065.15	1,408,719.04	449,653.89	
0200 EMPLOYEE BENEFITS	445,446.23	46,927.02	295,553.05	381,539.89	85,986.84	
0280 ON-BEHALF	760,491.57	.00	.00	760,491.57	760,491.57	
0300 PURCHASED PROF AND TECH SERV	81,235.95	.00	76,350.00	89,357.43	13,007.43	

WOODFORD COUNTY PUBLIC SCHOOLS




MONTHLY REPORT - FY 2024 Period 7

GENERAL FUND (1)	LAST FY Total	MONTH TO DATE	YEAR TO DATE	BUDGET APPROP	AVAILABLE BUDGET
0400 PURCHASED PROPERTY SERVICES	516,618.11	54,844.87	557,390.95	763,877.24	206,486.29
0500 OTHER PURCHASED SERVICES	261,221.51	10,905.43	277,297.33	362,303.52	85,006.19
0600 SUPPLIES	1,145,979.63	85,904.78	603,999.55	1,050,974.63	446,975.08
0700 PROPERTY	93,915.38	.00	60,403.48	108,499.57	48,096.09
0800 DEBT SERVICE AND MISCELLANEOUS	2,554.02	1,205.00	8,609.10	1,605.33	-7,003.77
TOTAL 2600 PLANT OPERATIONS AND MAINTENANCE	4,656,504.85	349,870.38	2,838,668.61	4,927,368.22	2,088,699.61
2700 STUDENT TRANSPORTATION					
0100 SALARIES PERSONNEL SERVICES	1,171,296.87	115,472.50	695,281.77	1,646,799.54	951,517.77
0200 EMPLOYEE BENEFITS	467,631.40	39,718.36	292,339.58	405,478.30	113,138.72
0280 ON-BEHALF	1,105,597.62	.00	.00	1,105,597.62	1,105,597.62
0300 PURCHASED PROF AND TECH SERV	5,970.00	1,324.00	9,498.44	24,843.42	15,344.98
0400 PURCHASED PROPERTY SERVICES	29,555.82	3,357.92	38,497.28	58,747.00	20,249.72
0500 OTHER PURCHASED SERVICES	122,386.26	33,948.32	139,107.37	136,146.45	-2,960.92
0600 SUPPLIES	282,099.77	33,367.77	189,405.35	541,053.56	351,648.21
0700 PROPERTY	728.07	6,759.18	15,604.68	702,675.27	687,070.59
0800 DEBT SERVICE AND MISCELLANEOUS	33,044.07	.00	17,287.07	41,843.83	24,556.76
TOTAL 2700 STUDENT TRANSPORTATION	3,218,309.88	200,948.05	1,397,021.54	4,663,184.99	3,266,163.45
3100 FOOD SERVICE OPERATION					
0100 SALARIES PERSONNEL SERVICES	.00	.00	.00	.00	.00
0200 EMPLOYEE BENEFITS	.00	.00	.00	.00	.00
0280 ON-BEHALF	.00	.00	.00	.00	.00
0600 SUPPLIES	.00	.00	.00	.00	.00
TOTAL 3100 FOOD SERVICE OPERATION	.00	.00	.00	.00	.00
3200 DAY CARE OPERATIONS					
0100 SALARIES PERSONNEL SERVICES	.00	.00	.00	.00	.00
0200 EMPLOYEE BENEFITS	.00	.00	.00	.00	.00
0280 ON-BEHALF	.00	.00	.00	.00	.00
0600 SUPPLIES	.00	.00	.00	.00	.00
TOTAL 3200 DAY CARE OPERATIONS	.00	.00	.00	.00	.00
3300 COMMUNITY SERVICES					
0100 SALARIES PERSONNEL SERVICES	12,927.46	1,093.72	7,656.04	25,572.00	17,915.96
0200 EMPLOYEE BENEFITS	607.29	59.26	369.34	589.00	219.66
0280 ON-BEHALF	143,257.56	.00	.00	143,257.56	143,257.56
0300 PURCHASED PROF AND TECH SERV	.00	.00	.00	.00	.00
0400 PURCHASED PROPERTY SERVICES	.00	.00	.00	.00	.00
0500 OTHER PURCHASED SERVICES	.00	.00	.00	.00	.00
0600 SUPPLIES	.00	.00	.00	.00	.00

WOODFORD COUNTY PUBLIC SCHOOLS


MONTHLY REPORT - FY 2024 Period 7



GENERAL FUND (1)	LAST FY Total	MONTH TO DATE	YEAR TO DATE	BUDGET APPROP	AVAILABLE BUDGET
0700 PROPERTY	.00	.00	.00	.00	.00
0800 DEBT SERVICE AND MISCELLANEOUS	84,447.45	320.00	11,730.00	9,000.00	-2,730.00
TOTAL 3300 COMMUNITY SERVICES	241,239.76	1,472.98	19,755.38	178,418.56	158,663.18
3400 ADULT EDUCATION OPERATIONS					
0100 SALARIES PERSONNEL SERVICES	.00	.00	.00	.00	.00
0200 EMPLOYEE BENEFITS	.00	.00	.00	.00	.00
0280 ON-BEHALF	.00	.00	.00	.00	.00
0300 PURCHASED PROF AND TECH SERV	30,000.00	.00	.00	32,103.19	32,103.19
0400 PURCHASED PROPERTY SERVICES	20,932.04	.00	9,512.95	26,003.58	16,490.63
0500 OTHER PURCHASED SERVICES	.00	.00	.00	.00	.00
0600 SUPPLIES	10,056.40	340.62	2,577.66	10,105.16	7,527.50
0700 PROPERTY	.00	.00	.00	.00	.00
TOTAL 3400 ADULT EDUCATION OPERATIONS	60,988.44	340.62	12,090.61	68,211.93	56,121.32
5200 FUND TRANSFERS					
0900 OTHER ITEMS	2,008,673.60	.00	95,000.00	476,963.05	381,963.05
TOTAL 5200 FUND TRANSFERS	2,008,673.60	.00	95,000.00	476,963.05	381,963.05
5300 CONTINGENCY					
0840 CONTINGENCY	.00	.00	.00	6,000,000.00	6,000,000.00
TOTAL 5300 CONTINGENCY	.00	.00	.00	6,000,000.00	6,000,000.00
TOTAL EXPENDITURES	45,770,572.61	2,925,838.05	19,591,038.54	55,255,930.80	35,664,892.26
TOTAL FOR GENERAL FUND (1)	10,677,563.80	840,693.18	20,789,174.02	.00	-20,789,174.02

WOODFORD COUNTY PUBLIC SCHOOLS

MONTHLY REPORT - FY 2024 Period 7



SPECIAL REVENUE (2)	LAST FY Total	MONTH TO DATE	YEAR TO DATE	BUDGET APPROP	AVAILABLE BUDGET
REVENUES					
RECEIPTS					
REVENUE FROM LOCAL SOURCES					
EARNINGS ON INVESTMENTS					
1510 INTEREST ON INVESTMENTS	2,777.96	196.67	1,298.89	2,700.00	1,401.11
TOTAL EARNINGS ON INVESTMENTS	2,777.96	196.67	1,298.89	2,700.00	1,401.11
STUDENT ACTIVITIES					
1720 SALES	.00	.00	.00	.00	.00
1740 STUDENT FEES	.00	.00	.00	.00	.00
1750 DONATIONS (ACTIVITY FND)	.00	.00	.00	.00	.00
TOTAL STUDENT ACTIVITIES	.00	.00	.00	.00	.00
OTHER REVENUE FROM LOCAL SOURCES					
1920 CONTRIBUTIONS/DONATIONS	112,874.28	27,068.06	89,306.85	87,324.72	-1,982.13
1990 MISCELLANEOUS REVENUE	.00	.00	.00	.00	.00
1993 OTHER REBATES	68,877.40	.00	78,411.16	45,000.00	-33,411.16
1999 OTHER MISCELLANEOUS REVENUE	.00	.00	.00	.00	.00
TOTAL OTHER REVENUE FROM LOCAL SOURCES	181,751.68	27,068.06	167,718.01	132,324.72	-35,393.29
TOTAL REVENUE FROM LOCAL SOURCES	184,529.64	27,264.73	169,016.90	135,024.72	-33,992.18
REVENUE FROM STATE SOURCES					
STATE PROGRAM					
3111 SEEK PROGRAM	.00	.00	.00	.00	.00
TOTAL STATE PROGRAM	.00	.00	.00	.00	.00
RESTRICTED					
3200 RESTRICTED STATE REVENUE	1,611,056.13	250,853.77	1,142,583.22	2,248,923.98	1,106,340.76
TOTAL RESTRICTED	1,611,056.13	250,853.77	1,142,583.22	2,248,923.98	1,106,340.76
REVENUE ON BEHALF PAYMENTS					

WOODFORD COUNTY PUBLIC SCHOOLS


MONTHLY REPORT - FY 2024 Period 7



SPECIAL REVENUE (2)	LAST FY Total	MONTH TO DATE	YEAR TO DATE	BUDGET APPROP	AVAILABLE BUDGET
3900 ON-BEHALF REVENUE	.00	.00	.00	.00	.00
TOTAL REVENUE ON BEHALF PAYMENTS	.00	.00	.00	.00	.00
TOTAL REVENUE FROM STATE SOURCES	1,611,056.13	250,853.77	1,142,583.22	2,248,923.98	1,106,340.76
REVENUE FROM FEDERAL SOURCES RESTRICTED DIRECT					
4300 RESTRICTED FED THRU STATE	.00	.00	.00	.00	.00
TOTAL RESTRICTED DIRECT	.00	.00	.00	.00	.00
RESTRICTED THROUGH THE STATE					
4500 RESTRICTED FED THRU STATE	4,920,378.72	229,943.35	2,278,909.67	2,127,625.00	-151,284.67
TOTAL RESTRICTED THROUGH THE STATE	4,920,378.72	229,943.35	2,278,909.67	2,127,625.00	-151,284.67
THROUGH INTERMEDIATE AGENCIES					
4700 FEDERAL REV THRU INTERMED SRC	.00	.00	.00	.00	.00
TOTAL THROUGH INTERMEDIATE AGENCIES	.00	.00	.00	.00	.00
TOTAL REVENUE FROM FEDERAL SOURCES	4,920,378.72	229,943.35	2,278,909.67	2,127,625.00	-151,284.67
OTHER RECEIPTS					
INTERFUND TRANSFERS					
5210 FUND TRANSFER	95,000.00	.00	95,000.00	95,000.00	.00
5251 FLEX FOCUS TRANSFER FROM ESS	115,593.00	.00	118,554.00	118,554.00	.00
5252 FLEX FOCUS TRANSFER FROM PD	.00	.00	.00	.00	.00
5253 FLEX FOCUS TRANSFER FROM IR	.00	.00	.00	.00	.00
5261 FLEX FOCUS TRANSF TO FLFOCOPER	-252,535.00	.00	-118,554.00	-118,554.00	.00
TOTAL INTERFUND TRANSFERS	-252,535.00	.00	95,000.00	95,000.00	.00
TOTAL OTHER RECEIPTS	-41,942.00	.00	95,000.00	95,000.00	.00
TOTAL RECEIPTS	6,674,022.49	508,061.85	3,685,509.79	4,606,573.70	921,063.91


WOODFORD COUNTY PUBLIC SCHOOLS

MONTHLY REPORT - FY 2024 Period 7



SPECIAL REVENUE (2)	LAST FY Total	MONTH TO DATE	YEAR TO DATE	BUDGET APPROP	AVAILABLE BUDGET
TOTAL REVENUE	6,674,022.49	508,061.85	3,685,509.79	4,606,573.70	921,063.91

WOODFORD COUNTY PUBLIC SCHOOLS



MONTHLY REPORT - FY 2024 Period 7

SPECIAL REVENUE (2)		LAST FY Total	MONTH TO DATE	YEAR TO DATE	BUDGET APPROP	AVAILABLE BUDGET
---------------------	--	---------------	---------------	--------------	---------------	------------------

EXPENDITURES

	1000 INSTRUCTION	2000 INSTRUCTIONAL STAFF SUPP SERV	2300 DISTRICT ADMIN SUPPORT	2400 SCHOOL ADMIN SUPPORT
0100 SALARIES PERSONNEL SERVICES	1,992,142.24	226,025.22	226,025.22	226,025.22
0200 EMPLOYEE BENEFITS	510,605.94	41,312.24	41,312.24	41,312.24
0280 ON-BEHALF	.00	93,309.97	93,309.97	93,309.97
0300 PURCHASED PROF AND TECH SERV	80,840.45	1,639.80	1,639.80	1,639.80
0400 PURCHASED PROPERTY SERVICES	17,560.08	17,225.85	17,225.85	17,225.85
0500 OTHER PURCHASED SERVICES	171,541.57	89,296.74	89,296.74	89,296.74
0600 SUPPLIES	1,313,219.91	767.40	767.40	767.40
0700 PROPERTY	169,812.96			
0800 DEBT SERVICE AND MISCELLANEOUS	7,106.59			
TOTAL 1000 INSTRUCTION	4,262,829.74	446,811.09	446,811.09	446,811.09
0100 SALARIES PERSONNEL SERVICES	291,796.24	226,025.22	226,025.22	226,025.22
0200 EMPLOYEE BENEFITS	96,790.76	41,312.24	41,312.24	41,312.24
0300 PURCHASED PROF AND TECH SERV	2,321.00	93,309.97	93,309.97	93,309.97
0400 PURCHASED PROPERTY SERVICES	5,789.68	1,639.80	1,639.80	1,639.80
0500 OTHER PURCHASED SERVICES	6,732.58	17,225.85	17,225.85	17,225.85
0600 SUPPLIES	43,380.83	89,296.74	89,296.74	89,296.74
0700 PROPERTY	.00			
0800 DEBT SERVICE AND MISCELLANEOUS	.00			
TOTAL 2000 INSTRUCTIONAL STAFF SUPP SERV	446,811.09	446,811.09	446,811.09	446,811.09
0500 OTHER PURCHASED SERVICES	.00	.00	.00	.00
TOTAL 2300 DISTRICT ADMIN SUPPORT	.00	.00	.00	.00
2400 SCHOOL ADMIN SUPPORT				

WOODFORD COUNTY PUBLIC SCHOOLS

MONTHLY REPORT - FY 2024 Period 7



SPECIAL REVENUE (2)		LAST FY Total	MONTH TO DATE	YEAR TO DATE	BUDGET APPROP	AVAILABLE BUDGET
0100	SALARIES PERSONNEL SERVICES	7,213.92	.00	.00	.00	.00
0200	EMPLOYEE BENEFITS	1,746.44	.00	.00	.00	.00
TOTAL 2400 SCHOOL ADMIN SUPPORT		8,960.36	.00	.00	.00	.00
2500 BUSINESS SUPPORT SERVICES						
0100	SALARIES PERSONNEL SERVICES	.00	.00	.00	.00	.00
0200	EMPLOYEE BENEFITS	.00	.00	.00	.00	.00
0300	PURCHASED PROF AND TECH SERV	.00	.00	.00	.00	.00
0400	PURCHASED PROPERTY SERVICES	.00	.00	.00	5,000.00	5,000.00
0600	SUPPLIES	3,624.46	.00	4,558.47	5,000.00	441.53
0700	PROPERTY	.00	.00	.00	15,000.00	15,000.00
TOTAL 2500 BUSINESS SUPPORT SERVICES		3,624.46	.00	4,558.47	25,000.00	20,441.53
2600 PLANT OPERATIONS AND MAINTENANCE						
0100	SALARIES PERSONNEL SERVICES	14,886.49	1,159.20	7,286.40	11,520.00	4,233.60
0200	EMPLOYEE BENEFITS	2,097.56	156.86	924.67	3,434.72	2,510.05
0280	ON-BEHALF	.00	.00	.00	.00	.00
0300	PURCHASED PROF AND TECH SERV	.00	.00	.00	.00	.00
0500	OTHER PURCHASED SERVICES	.00	.00	3,708.05	.00	-3,708.05
0600	SUPPLIES	26,046.33	.00	124,980.43	.00	-124,980.43
0700	PROPERTY	.00	.00	1,999.61	.00	-1,999.61
0800	DEBT SERVICE AND MISCELLANEOUS	.00	.00	.00	.00	.00
TOTAL 2600 PLANT OPERATIONS AND MAINTENANCE		43,030.38	1,316.06	138,899.16	14,954.72	-123,944.44
2700 STUDENT TRANSPORTATION						
0100	SALARIES PERSONNEL SERVICES	.00	.00	.00	5,000.00	5,000.00
0200	EMPLOYEE BENEFITS	.00	.00	.00	.00	.00
0280	ON-BEHALF	.00	.00	.00	.00	.00
0400	PURCHASED PROPERTY SERVICES	.00	.00	.00	.00	.00
0500	OTHER PURCHASED SERVICES	.00	.00	.00	.00	.00
0600	SUPPLIES	.00	.00	55,772.14	.00	-55,772.14
0700	PROPERTY	658,230.00	.00	432,727.00	.00	-432,727.00
0800	DEBT SERVICE AND MISCELLANEOUS	2,054.97	.00	651.30	1,781.66	1,130.36
TOTAL 2700 STUDENT TRANSPORTATION		660,284.97	.00	489,150.44	6,781.66	-482,368.78
3100 FOOD SERVICE OPERATION						
0500	OTHER PURCHASED SERVICES	.00	.00	.00	.00	.00
0600	SUPPLIES	.00	.00	.00	.00	.00
TOTAL 3100 FOOD SERVICE OPERATION		.00	.00	.00	.00	.00

WOODFORD COUNTY PUBLIC SCHOOLS



MONTHLY REPORT - FY 2024 Period 7

		LAST FY Total	MONTH TO DATE	YEAR TO DATE	BUDGET APPROP	AVAILABLE BUDGET
SPECIAL REVENUE (2)						
3200	DAY CARE OPERATIONS					
0100	SALARIES PERSONNEL SERVICES	251,806.30	37,628.04	229,105.92	124,488.00	-104,617.92
0200	EMPLOYEE BENEFITS	137,934.86	22,382.21	95,428.46	.00	-95,428.46
0500	OTHER PURCHASED SERVICES	2,623.65	.00	.00	.00	.00
0600	SUPPLIES	.00	.00	.00	.00	.00
0800	DEBT SERVICE AND MISCELLANEOUS	.00	1,257.50	5,522.50	.00	-5,522.50
	TOTAL 3200 DAY CARE OPERATIONS	392,364.81	61,267.75	330,056.88	124,488.00	-205,568.88
3300	COMMUNITY SERVICES					
0100	SALARIES PERSONNEL SERVICES	222,165.38	21,901.38	149,361.72	261,885.64	112,523.92
0200	EMPLOYEE BENEFITS	16,240.30	1,673.58	9,825.99	31,165.15	21,339.16
0300	PURCHASED PROF AND TECH SERV	7,030.04	.00	2,307.20	11,585.00	9,277.80
0400	PURCHASED PROPERTY SERVICES	.00	.00	.00	.00	.00
0500	OTHER PURCHASED SERVICES	4,462.47	180.16	2,074.08	5,595.00	3,520.92
0600	SUPPLIES	139,038.16	4,566.00	34,968.71	67,444.27	32,475.56
0700	PROPERTY	.00	.00	.00	.00	.00
0800	DEBT SERVICE AND MISCELLANEOUS	926.29	.00	219.06	4,000.00	3,780.94
	TOTAL 3300 COMMUNITY SERVICES	389,862.64	28,321.12	198,756.76	381,675.06	182,918.30
3400	ADULT EDUCATION OPERATIONS					
0100	SALARIES PERSONNEL SERVICES	.00	.00	.00	.00	.00
0200	EMPLOYEE BENEFITS	.00	.00	.00	.00	.00
0300	PURCHASED PROF AND TECH SERV	.00	.00	.00	.00	.00
0400	PURCHASED PROPERTY SERVICES	.00	.00	.00	.00	.00
0500	OTHER PURCHASED SERVICES	.00	.00	.00	.00	.00
0600	SUPPLIES	.00	.00	.00	.00	.00
0700	PROPERTY	.00	.00	.00	.00	.00
0800	DEBT SERVICE AND MISCELLANEOUS	.00	.00	.00	.00	.00
	TOTAL 3400 ADULT EDUCATION OPERATIONS	.00	.00	.00	.00	.00
5200	FUND TRANSFERS					
0900	OTHER ITEMS	-3,312.80	.00	.00	17,064.68	17,064.68
	TOTAL 5200 FUND TRANSFERS	-3,312.80	.00	.00	17,064.68	17,064.68
	TOTAL EXPENDITURES	6,674,032.87	411,476.56	3,235,268.90	4,606,573.70	1,371,304.80
	TOTAL FOR SPECIAL REVENUE (2)	-10.38	96,585.29	450,240.89	.00	-450,240.89

WOODFORD COUNTY PUBLIC SCHOOLS

MONTHLY REPORT - FY 2024 Period 7



DISTRICT ACTIVITY FUND (21)	LAST FY Total	MONTH TO DATE	YEAR TO DATE	BUDGET APPROP	AVAILABLE BUDGET
REVENUES					
0999 BEGINNING BALANCE			404,009.03	320,217.78	-83,791.25
TOTAL 0999 BEGINNING BALANCE	384,472.72	.00			
RECEIPTS					
REVENUE FROM LOCAL SOURCES					
EARNINGS ON INVESTMENTS					
1510 INTEREST ON INVESTMENTS	32,920.41	1,971.53	11,906.36	8,870.00	-3,036.36
TOTAL EARNINGS ON INVESTMENTS	32,920.41	1,971.53	11,906.36	8,870.00	-3,036.36
FOOD SERVICE					
1637 NON-REIMB VENDING MACH PROG	.00	.00	.00	520.00	520.00
TOTAL FOOD SERVICE	.00	.00	.00	520.00	520.00
STUDENT ACTIVITIES					
1710 ADMISSIONS/GATE RECTS	.00	.00	.00	.00	.00
1720 BOOKSTORE SALES	13,423.52	.00	.00	3,994.74	3,994.74
1730 CLUB & OTHER DUES	.00	.00	.00	.00	.00
1740 STUDENT FEES	152,580.41	1,619.00	126,154.94	214,115.44	87,960.50
1790 OTHER STUDENT ACTIVITY INCOME	168,659.45	22,415.73	109,848.25	150,949.40	41,101.15
TOTAL STUDENT ACTIVITIES	334,663.38	24,034.73	236,003.19	369,059.58	133,056.39
COMMUNITY SERVICE ACTIVITIES					
1819 OTHER FEES	.00	.00	.00	.00	.00
TOTAL COMMUNITY SERVICE ACTIVITIES	.00	.00	.00	.00	.00
OTHER REVENUE FROM LOCAL SOURCES					
1919 OTHER RENTAL INCOME	330.00	.00	.00	.00	.00
1920 CONTRIBUTIONS/DONATIONS	36,095.10	.00	20,313.27	25,975.30	5,662.03
1925 CONTRIBUTIONS/DONATIONS	.00	.00	.00	.00	.00
1941 TEXTBOOK SALES	.00	11.00	11.00	1.00	-10.00
1980 REFUND OF PRIOR YR EXPENDITURE	.00	.00	.00	.00	.00
1999 OTHER MISCELLANEOUS REVENUE	925.00	.00	970.00	925.00	-45.00

WOODFORD COUNTY PUBLIC SCHOOLS

MONTHLY REPORT - FY 2024 Period 7



DISTRICT ACTIVITY FUND (21)	LAST FY Total	MONTH TO DATE	YEAR TO DATE	BUDGET APPROP	AVAILABLE BUDGET
TOTAL OTHER REVENUE FROM LOCAL SOURCES	37,350.10	11.00	21,294.27	26,901.30	5,607.03
TOTAL REVENUE FROM LOCAL SOURCES	404,933.89	26,017.26	269,203.82	405,350.88	136,147.06
REVENUE FROM STATE SOURCES					
EXPENDITURE REIMBURSEMENTS					
3131 MISCELLANEOUS REIMBURSEMENTS	.00	.00	15.00	.00	-15.00
TOTAL EXPENDITURE REIMBURSEMENTS	.00	.00	15.00	.00	-15.00
TOTAL REVENUE FROM STATE SOURCES	.00	.00	15.00	.00	-15.00
OTHER RECEIPTS					
INTERFUND TRANSFERS					
5210 FUND TRANSFER	8,330.00	9,485.00	9,485.00	13,465.00	3,980.00
TOTAL INTERFUND TRANSFERS	8,330.00	9,485.00	9,485.00	13,465.00	3,980.00
TOTAL OTHER RECEIPTS	8,330.00	9,485.00	9,485.00	13,465.00	3,980.00
TOTAL RECEIPTS	413,263.89	35,502.26	278,703.82	418,815.88	140,112.06
TOTAL REVENUE	797,736.61	35,502.26	682,712.85	739,033.66	56,320.81

WOODFORD COUNTY PUBLIC SCHOOLS



MONTHLY REPORT - FY 2024 Period 7

DISTRICT	ACTIVITY FUND (21)	LAST FY Total	MONTH TO DATE	YEAR TO DATE	BUDGET APPROP	AVAILABLE BUDGET
EXPENDITURES						
0000	RESTRICT TO REV & BAL SHT ONLY	.00	.00	.00	.00	.00
0600	SUPPLIES	.00	.00	.00	.00	.00
TOTAL 0000 RESTRICT TO REV & BAL SHT ONLY		.00	.00	.00	.00	.00
1000 INSTRUCTION						
0100	SALARIES PERSONNEL SERVICES	5,149.00	.00	1,250.98	4,273.37	3,022.39
0200	EMPLOYEE BENEFITS	272.38	.00	167.35	265.00	97.65
0300	PURCHASED PROF AND TECH SERV	13,174.00	.00	18,544.00	23,465.00	4,921.00
0400	PURCHASED PROPERTY SERVICES	14,163.50	762.75	9,847.00	8,775.61	-1,071.39
0500	OTHER PURCHASED SERVICES	1,855.67	125.78	8,406.38	109,950.00	101,543.62
0600	SUPPLIES	278,086.90	29,542.02	129,398.01	398,236.75	268,838.74
0700	PROPERTY	.00	.00	.00	4,355.18	4,355.18
0800	DEBT SERVICE AND MISCELLANEOUS	22,171.28	3,280.00	7,187.10	107,124.94	99,937.84
0900	OTHER ITEMS	.00	.00	.00	.00	.00
TOTAL 1000 INSTRUCTION		334,872.73	33,710.55	174,800.82	656,445.85	481,645.03
2100 STUDENT SUPPORT SERVICES						
0600	SUPPLIES	.00	.00	.00	.00	.00
TOTAL 2100 STUDENT SUPPORT SERVICES		.00	.00	.00	.00	.00
2200 INSTRUCTIONAL STAFF SUPP SERV						
0400	PURCHASED PROPERTY SERVICES	.00	.00	.00	.00	.00
0500	OTHER PURCHASED SERVICES	.00	.00	.00	200.00	200.00
0600	SUPPLIES	40,859.71	1,970.57	16,141.30	55,281.98	39,140.68
0800	DEBT SERVICE AND MISCELLANEOUS	.00	.00	.00	.00	.00
TOTAL 2200 INSTRUCTIONAL STAFF SUPP SERV		40,859.71	1,970.57	16,141.30	55,481.98	39,340.68
2600 PLANT OPERATIONS AND MAINTENANCE						
0100	SALARIES PERSONNEL SERVICES	.00	.00	.00	1,800.00	1,800.00
0200	EMPLOYEE BENEFITS	.00	.00	.00	867.00	867.00
TOTAL 2600 PLANT OPERATIONS AND MAINTENANCE		.00	.00	.00	2,667.00	2,667.00
2700 STUDENT TRANSPORTATION						
0100	SALARIES PERSONNEL SERVICES	.00	.00	.00	200.00	200.00
0200	EMPLOYEE BENEFITS	.00	.00	.00	50.00	50.00

WOODFORD COUNTY PUBLIC SCHOOLS


MONTHLY REPORT - FY 2024 Period 7



DISTRICT ACTIVITY FUND (21)		LAST FY Total	MONTH TO DATE	YEAR TO DATE	BUDGET APPROP	AVAILABLE BUDGET
0600	SUPPLIES	.00	.00	.00	200.00	200.00
0800	DEBT SERVICE AND MISCELLANEOUS	12,361.25	188.96	2,637.11	23,988.83	21,351.72
	TOTAL 2700 STUDENT TRANSPORTATION	12,361.25	188.96	2,637.11	24,438.83	21,801.72
5200	FUND TRANSFERS					
0900	OTHER ITEMS	5,633.89	.00	.00	.00	.00
	TOTAL 5200 FUND TRANSFERS	5,633.89	.00	.00	.00	.00
	TOTAL EXPENDITURES	393,727.58	35,870.08	193,579.23	739,033.66	545,454.43
	TOTAL FOR DISTRICT ACTIVITY FUND (21)	404,009.03	-367.82	489,133.62	.00	-489,133.62

WOODFORD COUNTY PUBLIC SCHOOLS


MONTHLY REPORT - FY 2024 Period 7



SCHOOL ACTIVITY FUND (25)	LAST FY Total	MONTH TO DATE	YEAR TO DATE	BUDGET APPROP	AVAILABLE BUDGET
REVENUES					
0999 BEGINNING BALANCE			404,879.64		-4,622.19
TOTAL 0999 BEGINNING BALANCE	378,218.84	.00		400,257.45	
RECEIPTS					
REVENUE FROM LOCAL SOURCES					
FOOD SERVICE					
1637 VENDING	1,429.23	210.80	1,240.00	1,972.44	732.44
TOTAL FOOD SERVICE	1,429.23	210.80	1,240.00	1,972.44	732.44
STUDENT ACTIVITIES					
1710 ADMISSIONS/GATE RECTS	153,550.94	10,551.45	95,321.69	140,957.03	45,635.34
1720 BOOKSTORE SALES	25.00	.00	25.00	300.00	275.00
1730 CLUB & OTHER DUES	20,160.25	1,030.00	17,916.00	28,525.00	10,609.00
1740 STUDENT FEES	248,854.24	28,353.50	165,363.61	287,376.00	122,012.39
1790 OTHER STUDENT ACTIVITY INCOME	531,965.90	32,210.02	295,168.14	888,855.82	593,168.68
TOTAL STUDENT ACTIVITIES	954,556.33	72,144.97	574,313.44	1,346,013.85	771,700.41
OTHER REVENUE FROM LOCAL SOURCES					
1920 CONTRIBUTIONS/DONATIONS	61,562.71	1,977.95	71,194.78	30,668.60	-40,526.18
1980 REFUND OF PRIOR YR EXPENDITURE	.00	.00	.00	.00	.00
1993 OTHER REBATES	.00	.00	.00	.00	.00
1999 OTHER MISCELLANEOUS REVENUE	.00	.00	500.00	.00	-500.00
TOTAL OTHER REVENUE FROM LOCAL SOURCES	61,562.71	1,977.95	71,694.78	30,668.60	-41,026.18
TOTAL REVENUE FROM LOCAL SOURCES	1,017,548.27	74,333.72	647,248.22	1,378,654.89	731,406.67
OTHER RECEIPTS					
INTERFUND TRANSFERS					
5210 FUND TRANSFER	5,633.89	.00	.00	.00	.00
TOTAL INTERFUND TRANSFERS	5,633.89	.00	.00	.00	.00
TOTAL OTHER RECEIPTS					

WOODFORD COUNTY PUBLIC SCHOOLS


MONTHLY REPORT - FY 2024 Period 7



SCHOOL ACTIVITY FUND (25)	LAST FY Total	MONTH TO DATE	YEAR TO DATE	BUDGET APPROP	AVAILABLE BUDGET
TOTAL RECEIPTS	5,633.89	.00	.00	.00	.00
TOTAL REVENUE	1,023,182.16	74,333.72	647,248.22	1,378,654.89	731,406.67
	1,401,401.00	74,333.72	1,052,127.86	1,778,912.34	726,784.48

WOODFORD COUNTY PUBLIC SCHOOLS

MONTHLY REPORT - FY 2024 Period 7



SCHOOL ACTIVITY FUND (25)	LAST FY Total	MONTH TO DATE	YEAR TO DATE	BUDGET APPROP	AVAILABLE BUDGET
EXPENDITURES					
0000 RESTRICT TO REV & BAL SHT ONLY					
0600 SUPPLIES	.00	.00	.00	.00	.00
0800 DEBT SERVICE AND MISCELLANEOUS	.00	.00	.00	.00	.00
TOTAL 0000 RESTRICT TO REV & BAL SHT ONLY	.00	.00	.00	.00	.00
1000 INSTRUCTION					
0100 SALARIES PERSONNEL SERVICES	8,792.09	506.63	7,624.72	12,325.46	4,700.74
0200 EMPLOYEE BENEFITS	1,641.99	212.29	921.93	2,311.00	1,389.07
0300 PURCHASED PROF AND TECH SERV	5,587.98	.00	8,512.73	17,610.00	9,097.27
0400 PURCHASED PROPERTY SERVICES	28,678.41	1,550.00	3,109.92	43,132.21	40,022.29
0500 OTHER PURCHASED SERVICES	389.88	.00	990.17	1,900.00	909.83
0600 SUPPLIES	442,864.47	60,375.11	301,250.85	762,744.14	461,493.29
0700 PROPERTY	861.80	.00	2,129.40	5,000.00	2,870.60
0800 DEBT SERVICE AND MISCELLANEOUS	459,971.92	111,119.98	235,883.23	847,319.51	611,436.28
0900 OTHER ITEMS	.00	.00	.00	.00	.00
TOTAL 1000 INSTRUCTION	948,788.54	173,764.01	560,422.95	1,692,342.32	1,131,919.37
2100 STUDENT SUPPORT SERVICES					
0100 SALARIES PERSONNEL SERVICES	.00	.00	.00	3.00	3.00
0200 EMPLOYEE BENEFITS	.00	.00	.00	.00	.00
TOTAL 2100 STUDENT SUPPORT SERVICES	.00	.00	.00	3.00	3.00
2600 PLANT OPERATIONS AND MAINTENANCE					
0100 SALARIES PERSONNEL SERVICES	.00	541.58	769.72	2,850.00	2,080.28
0200 EMPLOYEE BENEFITS	.00	185.78	262.24	1,093.00	830.76
TOTAL 2600 PLANT OPERATIONS AND MAINTENANCE	.00	727.36	1,031.96	3,943.00	2,911.04
2700 STUDENT TRANSPORTATION					
0600 SUPPLIES	.00	.00	1,360.00	2,000.00	640.00
0800 DEBT SERVICE AND MISCELLANEOUS	37,597.45	448.94	20,397.83	61,870.35	41,472.52
TOTAL 2700 STUDENT TRANSPORTATION	37,597.45	448.94	21,757.83	63,870.35	42,112.52
3900 OTHER NON-INSTRUCTION					
0600 SUPPLIES	1,805.37	164.79	963.39	4,088.67	3,125.28

WOODFORD COUNTY PUBLIC SCHOOLS


MONTHLY REPORT - FY 2024 Period 7



SCHOOL ACTIVITY FUND (25)	LAST FY Total	MONTH TO DATE	YEAR TO DATE	BUDGET APPROP	AVAILABLE BUDGET
TOTAL 3900 OTHER NON-INSTRUCTION	1,805.37	164.79	963.39	4,088.67	3,125.28
5200 FUND TRANSFERS					
0100 SALARIES PERSONNEL SERVICES	.00	.00	.00	.00	.00
0200 EMPLOYEE BENEFITS	.00	.00	.00	.00	.00
0900 OTHER ITEMS	8,330.00	9,485.00	9,485.00	14,665.00	5,180.00
TOTAL 5200 FUND TRANSFERS	8,330.00	9,485.00	9,485.00	14,665.00	5,180.00
TOTAL EXPENDITURES	996,521.36	184,590.10	593,661.13	1,778,912.34	1,185,251.21
TOTAL FOR SCHOOL ACTIVITY FUND (25)	404,879.64	-110,256.38	458,466.73	.00	-458,466.73

WOODFORD COUNTY PUBLIC SCHOOLS


MONTHLY REPORT - FY 2024 Period 7



	LAST FY Total	MONTH TO DATE	YEAR TO DATE	BUDGET APPROP	AVAILABLE BUDGET
REVENUES					
0999 BEGINNING BALANCE					
TOTAL 0999 BEGINNING BALANCE	1,096,973.00	.00	.00	.00	.00
RECEIPTS					
REVENUE FROM STATE SOURCES					
RESTRICTED					
3200 RESTRICTED STATE REVENUE	371,995.00	.00	184,355.00	363,989.00	179,634.00
TOTAL RESTRICTED	371,995.00	.00	184,355.00	363,989.00	179,634.00
TOTAL REVENUE FROM STATE SOURCES	371,995.00	.00	184,355.00	363,989.00	179,634.00
OTHER RECEIPTS					
INTERFUND TRANSFERS					
5210 FUND TRANSFER	.00	.00	.00	.00	.00
TOTAL INTERFUND TRANSFERS	.00	.00	.00	.00	.00
TOTAL OTHER RECEIPTS	.00	.00	.00	.00	.00
TOTAL RECEIPTS	371,995.00	.00	184,355.00	363,989.00	179,634.00
TOTAL REVENUE	1,468,968.00	.00	184,355.00	363,989.00	179,634.00

WOODFORD COUNTY PUBLIC SCHOOLS

MONTHLY REPORT - FY 2024 Period 7



CAPITAL OUTLAY FUND (310)		LAST FY Total	MONTH TO DATE	YEAR TO DATE	BUDGET APPROP	AVAILABLE BUDGET
EXPENDITURES						
2600	PLANT OPERATIONS AND MAINTENANCE					
0300	PURCHASED PROF AND TECH SERV	.00	.00	.00	.00	.00
0400	PURCHASED PROPERTY SERVICES	.00	.00	.00	.00	.00
0500	OTHER PURCHASED SERVICES	.00	.00	.00	.00	.00
0600	SUPPLIES	.00	.00	.00	.00	.00
0700	PROPERTY	.00	.00	.00	.00	.00
0840	CONTINGENCY	.00	.00	.00	.00	.00
	TOTAL 2600 PLANT OPERATIONS AND MAINTENANCE	.00	.00	.00	.00	.00
5200	FUND TRANSFERS					
0900	OTHER ITEMS	1,468,968.00	.00	.00	363,989.00	363,989.00
	TOTAL 5200 FUND TRANSFERS	1,468,968.00	.00	.00	363,989.00	363,989.00
	TOTAL EXPENDITURES	1,468,968.00	.00	.00	363,989.00	363,989.00
	TOTAL FOR CAPITAL OUTLAY FUND (310)	.00	.00	184,355.00	.00	-184,355.00

WOODFORD COUNTY PUBLIC SCHOOLS


MONTHLY REPORT - FY 2024 Period 7



	LAST FY Total	MONTH TO DATE	YEAR TO DATE	BUDGET APPROP	AVAILABLE BUDGET
REVENUES					
0999 BEGINNING BALANCE	1,214,454.45	.00	.00	.00	.00
TOTAL 0999 BEGINNING BALANCE					
RECEIPTS					
REVENUE FROM LOCAL SOURCES					
AD VALOREM TAXES					
1111 GENERAL PROPERTY TAX	3,392,388.00	.00	.00	3,625,816.00	3,625,816.00
TOTAL AD VALOREM TAXES	3,392,388.00	.00	.00	3,625,816.00	3,625,816.00
EARNINGS ON INVESTMENTS					
1510 INTEREST ON INVESTMENTS	.00	.00	.00	.00	.00
TOTAL EARNINGS ON INVESTMENTS	.00	.00	.00	.00	.00
TOTAL REVENUE FROM LOCAL SOURCES	3,392,388.00	.00	.00	3,625,816.00	3,625,816.00
REVENUE FROM STATE SOURCES					
RESTRICTED					
3200 RESTRICTED STATE REVENUE	387,080.00	.00	176,854.00	72,308.00	-104,546.00
TOTAL RESTRICTED	387,080.00	.00	176,854.00	72,308.00	-104,546.00
TOTAL REVENUE FROM STATE SOURCES	387,080.00	.00	176,854.00	72,308.00	-104,546.00
OTHER RECEIPTS					
INTERFUND TRANSFERS					
5210 FUND TRANSFER	.00	.00	.00	.00	.00
TOTAL INTERFUND TRANSFERS	.00	.00	.00	.00	.00
TOTAL OTHER RECEIPTS	.00	.00	.00	.00	.00

WOODFORD COUNTY PUBLIC SCHOOLS


MONTHLY REPORT - FY 2024 Period 7



BUILDING FUND (5 CENT LEVY) (3)	LAST FY Total	MONTH TO DATE	YEAR TO DATE	BUDGET APPROP	AVAILABLE BUDGET
TOTAL RECEIPTS	3,779,468.00	.00	176,854.00	3,698,124.00	3,521,270.00
TOTAL REVENUE	4,993,922.45	.00	176,854.00	3,698,124.00	3,521,270.00

WOODFORD COUNTY PUBLIC SCHOOLS


MONTHLY REPORT - FY 2024 Period 7



BUILDING FUND (5 CENT LEVY) (3)		LAST FY Total	MONTH TO DATE	YEAR TO DATE	BUDGET APPROP	AVAILABLE BUDGET
EXPENDITURES						
4100	LAND/SITE ACQUISITIONS					
0700	PROPERTY	.00	.00	.00	.00	.00
	TOTAL 4100 LAND/SITE ACQUISITIONS	.00	.00	.00	.00	.00
4500	BUILDING ACQUISITIONS & CONSTRUCTION					
0300	PURCHASED PROF AND TECH SERV	.00	.00	.00	.00	.00
0400	PURCHASED PROPERTY SERVICES	.00	.00	.00	.00	.00
	TOTAL 4500 BUILDING ACQUISITIONS & CONSTRUCTION	.00	.00	.00	.00	.00
4700	BUILDING IMPROVEMENTS					
0300	PURCHASED PROF AND TECH SERV	.00	.00	.00	.00	.00
0400	PURCHASED PROPERTY SERVICES	.00	.00	.00	.00	.00
0500	OTHER PURCHASED SERVICES	.00	.00	.00	.00	.00
	TOTAL 4700 BUILDING IMPROVEMENTS	.00	.00	.00	.00	.00
5100	DEBT SERVICE					
0800	DEBT SERVICE AND MISCELLANEOUS	.00	.00	.00	.00	.00
	TOTAL 5100 DEBT SERVICE	.00	.00	.00	.00	.00
5200	FUND TRANSFERS					
0900	OTHER ITEMS	4,993,922.45	.00	.00	3,698,124.00	3,698,124.00
	TOTAL 5200 FUND TRANSFERS	4,993,922.45	.00	.00	3,698,124.00	3,698,124.00
	TOTAL EXPENDITURES	4,993,922.45	.00	.00	3,698,124.00	3,698,124.00
	TOTAL FOR BUILDING FUND (5 CENT LEVY) (3)	.00	.00	176,854.00	.00	-176,854.00

WOODFORD COUNTY PUBLIC SCHOOLS


MONTHLY REPORT - FY 2024 Period 7



CONSTRUCTION FUND (360)	LAST FY Total	MONTH TO DATE	YEAR TO DATE	BUDGET APPROP	AVAILABLE BUDGET
REVENUES					
0999 BEGINNING BALANCE					
TOTAL 0999 BEGINNING BALANCE	.00	.00	.00	.00	.00
RECEIPTS					
REVENUE FROM LOCAL SOURCES					
EARNINGS ON INVESTMENTS					
1510 INTEREST ON INVESTMENTS	2,001,564.79	135,715.86	1,020,811.48	.00	-1,020,811.48
TOTAL EARNINGS ON INVESTMENTS	2,001,564.79	135,715.86	1,020,811.48	.00	-1,020,811.48
STUDENT ACTIVITIES					
1750 DONATIONS (ACTIVITY FND)	.00	.00	.00	.00	.00
TOTAL STUDENT ACTIVITIES	.00	.00	.00	.00	.00
TOTAL REVENUE FROM LOCAL SOURCES	2,001,564.79	135,715.86	1,020,811.48	.00	-1,020,811.48
OTHER RECEIPTS					
BOND ISSUANCE					
5110 BOND PRINCIPAL PROCEEDS	73,390,000.00	.00	.00	.00	.00
5120 BOND PREMIUM	3,422,321.50	.00	.00	.00	.00
5130 ACCRUED INTEREST	.00	.00	.00	.00	.00
TOTAL BOND ISSUANCE	76,812,321.50	.00	.00	.00	.00
INTERFUND TRANSFERS					
5210 FUND TRANSFER	.00	.00	.00	.00	.00
TOTAL INTERFUND TRANSFERS	.00	.00	.00	.00	.00
TOTAL OTHER RECEIPTS	76,812,321.50	.00	.00	.00	.00
TOTAL RECEIPTS	78,813,886.29	135,715.86	1,020,811.48	.00	-1,020,811.48

WOODFORD COUNTY PUBLIC SCHOOLS

MONTHLY REPORT - FY 2024 Period 7



CONSTRUCTION FUND (360)	LAST FY Total	MONTH TO DATE	YEAR TO DATE	BUDGET APPROP	AVAILABLE BUDGET
TOTAL REVENUE	78,813,886.29	135,715.86	1,020,811.48	.00	-1,020,811.48

WOODFORD COUNTY PUBLIC SCHOOLS


MONTHLY REPORT - FY 2024 Period 7



CONSTRUCTION FUND (360)		LAST FY Total	MONTH TO DATE	YEAR TO DATE	BUDGET APPROP	AVAILABLE BUDGET
EXPENDITURES						
4100 LAND/SITE ACQUISITIONS						
0300	PURCHASED PROF AND TECH SERV	.00	.00	.00	.00	.00
0700	PROPERTY	.00	.00	.00	.00	.00
TOTAL 4100 LAND/SITE ACQUISITIONS		.00	.00	.00	.00	.00
4200 LAND IMPROVEMENTS						
0300	PURCHASED PROF AND TECH SERV	.00	.00	.00	.00	.00
0400	PURCHASED PROPERTY SERVICES	.00	.00	.00	.00	.00
0500	OTHER PURCHASED SERVICES	.00	.00	.00	.00	.00
0840	CONTINGENCY	.00	.00	.00	.00	.00
TOTAL 4200 LAND IMPROVEMENTS		.00	.00	.00	.00	.00
4500 BUILDING ACQUISITIONS & CONSTRUCTION						
0300	PURCHASED PROF AND TECH SERV	1,068,481.48	37,935.50	163,255.55	.00	-163,255.55
0400	PURCHASED PROPERTY SERVICES	14,666,067.83	7,889,197.24	24,092,111.51	.00	-24,092,111.51
0500	OTHER PURCHASED SERVICES	146,568.06	116.12	116.12	.00	-116.12
0600	SUPPLIES	.00	.00	.00	.00	.00
0800	DEBT SERVICE AND MISCELLANEOUS	1,078,135.17	28,000.00	84,000.00	.00	-84,000.00
0840	CONTINGENCY	.00	.00	.00	.00	.00
0900	OTHER ITEMS	.00	.00	.00	.00	.00
TOTAL 4500 BUILDING ACQUISITIONS & CONSTRUCTION		16,959,252.54	7,955,248.86	24,339,483.18	.00	-24,339,483.18
4600 SITE IMPROVEMENT						
0300	PURCHASED PROF AND TECH SERV	.00	.00	.00	.00	.00
0400	PURCHASED PROPERTY SERVICES	.00	.00	.00	.00	.00
0500	OTHER PURCHASED SERVICES	.00	.00	.00	.00	.00
0800	DEBT SERVICE AND MISCELLANEOUS	.00	.00	.00	.00	.00
0840	CONTINGENCY	.00	.00	.00	.00	.00
TOTAL 4600 SITE IMPROVEMENT		.00	.00	.00	.00	.00
4700 BUILDING IMPROVEMENTS						
0300	PURCHASED PROF AND TECH SERV	399.40	8,927.05	93,455.56	96,031.29	2,575.73
0400	PURCHASED PROPERTY SERVICES	40,157.50	.00	379,815.50	1,437,025.00	1,057,209.50
0500	OTHER PURCHASED SERVICES	46.04	.00	.00	.00	.00
0600	SUPPLIES	.00	.00	.00	.00	.00
0700	PROPERTY	.00	.00	.00	.00	.00
0800	DEBT SERVICE AND MISCELLANEOUS	.00	783.51	1,137.01	4,236.53	3,099.52
0840	CONTINGENCY	.00	.00	.00	70,611.25	70,611.25

WOODFORD COUNTY PUBLIC SCHOOLS


MONTHLY REPORT - FY 2024 Period 7



CONSTRUCTION FUND (360)		LAST FY Total	MONTH TO DATE	YEAR TO DATE	BUDGET APPROP	AVAILABLE BUDGET
0900	OTHER ITEMS	.00	.00	.00	.00	.00
TOTAL 4700	BUILDING IMPROVEMENTS	40,602.94	9,710.56	474,408.07	1,607,904.07	1,133,496.00
4900	OTHER - FACILITIES					
0300	PURCHASED PROF AND TECH SERV	.00	.00	.00	.00	.00
0400	PURCHASED PROPERTY SERVICES	.00	.00	.00	.00	.00
0500	OTHER PURCHASED SERVICES	.00	.00	.00	.00	.00
0700	PROPERTY	.00	.00	.00	.00	.00
0840	CONTINGENCY	.00	.00	.00	.00	.00
TOTAL 4900	OTHER - FACILITIES	.00	.00	.00	.00	.00
5100	DEBT SERVICE					
0800	DEBT SERVICE AND MISCELLANEOUS	.00	.00	.00	.00	.00
0900	OTHER ITEMS	814,628.75	.00	.00	.00	.00
TOTAL 5100	DEBT SERVICE	814,628.75	.00	.00	.00	.00
5200	FUND TRANSFERS					
0900	OTHER ITEMS	1,052,299.02	.00	.00	.00	.00
TOTAL 5200	FUND TRANSFERS	1,052,299.02	.00	.00	.00	.00
TOTAL EXPENDITURES		18,866,783.25	7,964,959.42	24,813,891.25	1,607,904.07	-23,205,987.18
TOTAL FOR CONSTRUCTION FUND (360)		59,947,103.04	-7,829,243.56	-23,793,079.77	-1,607,904.07	22,185,175.70


WOODFORD COUNTY PUBLIC SCHOOLS

MONTHLY REPORT - FY 2024 Period 7



DEBT SERVICE FUND (400)	LAST FY Total	MONTH TO DATE	YEAR TO DATE	BUDGET APPROP	AVAILABLE BUDGET
REVENUES					
0999 BEGINNING BALANCE					
TOTAL 0999 BEGINNING BALANCE	34.99	.00	.00	.00	.00
RECEIPTS					
REVENUE FROM LOCAL SOURCES					
EARNINGS ON INVESTMENTS					
1510 INTEREST ON INVESTMENTS	.00	.00	2,425.39	.00	-2,425.39
TOTAL EARNINGS ON INVESTMENTS	.00	.00	2,425.39	.00	-2,425.39
OTHER REVENUE FROM LOCAL SOURCES					
1980 REFUND OF PRIOR YR EXPENDITURE	.00	.00	.00	.00	.00
TOTAL OTHER REVENUE FROM LOCAL SOURCES	.00	.00	.00	.00	.00
TOTAL REVENUE FROM LOCAL SOURCES	.00	.00	2,425.39	.00	-2,425.39
REVENUE FROM STATE SOURCES					
REVENUE ON BEHALF PAYMENTS					
3900 ON-BEHALF REVENUE	216,390.94	.00	.00	256,390.23	256,390.23
TOTAL REVENUE ON BEHALF PAYMENTS	216,390.94	.00	.00	256,390.23	256,390.23
TOTAL REVENUE FROM STATE SOURCES	216,390.94	.00	.00	256,390.23	256,390.23
OTHER RECEIPTS					
BOND ISSUANCE					
5110 BOND PRINCIPAL PROCEEDS	.00	.00	.00	.00	.00
5130 ACCRUED INTEREST	.00	.00	.00	.00	.00
TOTAL BOND ISSUANCE	.00	.00	.00	.00	.00
INTERFUND TRANSFERS					


WOODFORD COUNTY PUBLIC SCHOOLS



MONTHLY REPORT - FY 2024 Period 7

DEBT SERVICE FUND (400)	LAST FY Total	MONTH TO DATE	YEAR TO DATE	BUDGET APPROP	AVAILABLE BUDGET
5210 FUND TRANSFER	8,376,564.05	.00	.00	4,444,076.05	4,444,076.05
TOTAL INTERFUND TRANSFERS	8,376,564.05	.00	.00	4,444,076.05	4,444,076.05
TOTAL OTHER RECEIPTS	8,376,564.05	.00	.00	4,444,076.05	4,444,076.05
TOTAL RECEIPTS	8,592,954.99	.00	2,425.39	4,700,466.28	4,698,040.89
TOTAL REVENUE	8,592,989.98	.00	2,425.39	4,700,466.28	4,698,040.89

WOODFORD COUNTY PUBLIC SCHOOLS




MONTHLY REPORT - FY 2024 Period 7

DEBT SERVICE FUND (400)		LAST FY Total	MONTH TO DATE	YEAR TO DATE	BUDGET APPROP	AVAILABLE BUDGET
EXPENDITURES						
5100	DEBT SERVICE					
0300	PURCHASED PROF AND TECH SERV	.00	.00	.00	.00	.00
0800	DEBT SERVICE AND MISCELLANEOUS	8,592,954.99	1,886,773.18	4,347,141.83	4,700,466.28	353,324.45
0900	OTHER ITEMS	.00	.00	.00	.00	.00
	TOTAL 5100 DEBT SERVICE	8,592,954.99	1,886,773.18	4,347,141.83	4,700,466.28	353,324.45
5200	FUND TRANSFERS					
0900	OTHER ITEMS	34.99	.00	.00	.00	.00
	TOTAL 5200 FUND TRANSFERS	34.99	.00	.00	.00	.00
	TOTAL EXPENDITURES	8,592,989.98	1,886,773.18	4,347,141.83	4,700,466.28	353,324.45
	TOTAL FOR DEBT SERVICE FUND (400)	.00	-1,886,773.18	-4,344,716.44	.00	4,344,716.44

WOODFORD COUNTY PUBLIC SCHOOLS


MONTHLY REPORT - FY 2024 Period 7



DEBT SERVICE-REFUNDED ISSUES (LAST FY Total	MONTH TO DATE	YEAR TO DATE	BUDGET APPROP	AVAILABLE BUDGET
REVENUES					
0999 BEGINNING BALANCE					
TOTAL 0999 BEGINNING BALANCE	.00	.00	.00	.00	.00
RECEIPTS					
REVENUE FROM LOCAL SOURCES					
EARNINGS ON INVESTMENTS					
1510 INTEREST ON INVESTMENTS	.00	.00	.00	.00	.00
1530 NET INC IN FAIR VAL OF INVESTS	.00	.00	.00	.00	.00
TOTAL EARNINGS ON INVESTMENTS	.00	.00	.00	.00	.00
TOTAL REVENUE FROM LOCAL SOURCES	.00	.00	.00	.00	.00
OTHER RECEIPTS					
BOND ISSUANCE					
5110 BOND PRINCIPAL PROCEEDS	.00	.00	.00	.00	.00
5130 ACCRUED INTEREST	.00	.00	.00	.00	.00
TOTAL BOND ISSUANCE	.00	.00	.00	.00	.00
TOTAL OTHER RECEIPTS	.00	.00	.00	.00	.00
TOTAL RECEIPTS	.00	.00	.00	.00	.00
TOTAL REVENUE	.00	.00	.00	.00	.00

WOODFORD COUNTY PUBLIC SCHOOLS


MONTHLY REPORT - FY 2024 Period 7



DEBT SERVICE-REFUNDED ISSUES (LAST FY Total	MONTH TO DATE	YEAR TO DATE	BUDGET APPROP	AVAILABLE BUDGET
EXPENDITURES						
5100	DEBT SERVICE					
0800	DEBT SERVICE AND MISCELLANEOUS	.00	.00	.00	.00	.00
0900	OTHER ITEMS	.00	.00	.00	.00	.00
	TOTAL 5100 DEBT SERVICE	.00	.00	.00	.00	.00
5200	FUND TRANSFERS					
0900	OTHER ITEMS	.00	.00	.00	.00	.00
	TOTAL 5200 FUND TRANSFERS	.00	.00	.00	.00	.00
	TOTAL EXPENDITURES	.00	.00	.00	.00	.00
	TOTAL FOR DEBT SERVICE-REFUNDED ISSUES (.00	.00	.00	.00	.00

WOODFORD COUNTY PUBLIC SCHOOLS

MONTHLY REPORT - FY 2024 Period 7



SFCC DEBT SERVICE FUND (410)	LAST FY Total	MONTH TO DATE	YEAR TO DATE	BUDGET APPROP	AVAILABLE BUDGET
REVENUES					
0999 BEGINNING BALANCE					
TOTAL 0999 BEGINNING BALANCE	.00	.00	.00	.00	.00
RECEIPTS					
REVENUE FROM LOCAL SOURCES					
EARNINGS ON INVESTMENTS					
1510 INTEREST ON INVESTMENTS	.00	.00	.00	.00	.00
TOTAL EARNINGS ON INVESTMENTS	.00	.00	.00	.00	.00
TOTAL REVENUE FROM LOCAL SOURCES	.00	.00	.00	.00	.00
REVENUE FROM STATE SOURCES					
RESTRICTED					
3200 RESTRICTED STATE REVENUE	.00	.00	.00	.00	.00
TOTAL RESTRICTED	.00	.00	.00	.00	.00
TOTAL REVENUE FROM STATE SOURCES	.00	.00	.00	.00	.00
OTHER RECEIPTS					
BOND ISSUANCE					
5130 ACCRUED INTEREST	.00	.00	.00	.00	.00
TOTAL BOND ISSUANCE	.00	.00	.00	.00	.00
INTERFUND TRANSFERS					
5210 FUND TRANSFER	.00	.00	.00	.00	.00
TOTAL INTERFUND TRANSFERS	.00	.00	.00	.00	.00
TOTAL OTHER RECEIPTS	.00	.00	.00	.00	.00

WOODFORD COUNTY PUBLIC SCHOOLS


MONTHLY REPORT - FY 2024 Period 7



SFCC DEBT SERVICE FUND (410)	LAST FY Total	MONTH TO DATE	YEAR TO DATE	BUDGET APPROP	AVAILABLE BUDGET
TOTAL RECEIPTS	.00	.00	.00	.00	.00
TOTAL REVENUE	.00	.00	.00	.00	.00

WOODFORD COUNTY PUBLIC SCHOOLS


MONTHLY REPORT - FY 2024 Period 7



SFCC DEBT SERVICE FUND (410)		LAST FY Total	MONTH TO DATE	YEAR TO DATE	BUDGET APPROP	AVAILABLE BUDGET
EXPENDITURES						
5100	DEBT SERVICE					
0800	DEBT SERVICE AND MISCELLANEOUS	.00	.00	.00	.00	.00
	TOTAL 5100 DEBT SERVICE	.00	.00	.00	.00	.00
	TOTAL EXPENDITURES	.00	.00	.00	.00	.00
	TOTAL FOR SFCC DEBT SERVICE FUND (410)	.00	.00	.00	.00	.00

WOODFORD COUNTY PUBLIC SCHOOLS

MONTHLY REPORT - FY 2024 Period 7



FOOD SERVICE FUND (51)	LAST FY Total	MONTH TO DATE	YEAR TO DATE	BUDGET APPROP	AVAILABLE BUDGET
REVENUES					
0999 BEGINNING BALANCE					
TOTAL 0999 BEGINNING BALANCE	1,115,177.96	.00	632,653.69	536,000.00	-96,653.69
RECEIPTS					
REVENUE FROM LOCAL SOURCES					
EARNINGS ON INVESTMENTS					
1510 INTEREST ON INVESTMENTS	31,616.42	517.04	5,943.93	8,731.20	2,787.27
TOTAL EARNINGS ON INVESTMENTS	31,616.42	517.04	5,943.93	8,731.20	2,787.27
FOOD SERVICE					
1610 REIMBURSABLE PROGRAMS	.00	.00	.00	.00	.00
1611 REIMBURSABLE SCHOOL LUNCH PROG	.00	.00	.00	311,870.76	311,870.76
1612 REIMBURSABLE SCH BREAKFAST PRG	.00	.00	.00	53,915.16	53,915.16
1614 REIMBRABLE AFTER SCH SNACK PRG	.00	.00	.00	.00	.00
1621 NON-REIMBURSABLE LUNCH PROG	719,945.74	19,274.81	124,544.23	301,226.40	176,682.17
1623 NON-REIMBURSABLE MILK PROGRAM	.00	.00	.00	.00	.00
1624 NON-REIMBURSABLE A LA CARTE PRG	8,506.72	.00	.00	.00	.00
1625 NON-REIMB A LA CARTE BKFAST PRG	.00	.00	.00	.00	.00
1626 NON-REIMB A LA CARTE LUNCH PRG	.00	.00	.00	.00	.00
1630 SPECIAL FUNCTIONS	.00	.00	.00	.00	.00
1631 CATERING	3,908.71	.00	.00	16,371.00	16,371.00
1637 NON-REIMB VENDING MACH PRG	.00	.00	.00	.00	.00
1650 SUMMER FOOD PROG-LOCAL REV	146.00	.00	12.00	.00	-12.00
1690 FOOD SERVICE REBATES	13,083.95	8,253.03	10,831.72	8,185.50	-2,646.22
TOTAL FOOD SERVICE	745,591.12	27,527.84	135,387.95	691,568.82	556,180.87
OTHER REVENUE FROM LOCAL SOURCES					
1920 CONTRIBUTIONS/DONATIONS		.00	.00	.00	.00
1980 REFUND OF PRIOR YR EXPENDITURE	26,319.24	.00	.00	.00	.00
1990 MISCELLANEOUS REVENUE	.00	.00	.00	.00	.00
1994 RETURN FOR INSUFFICIENT FUNDS	.00	.00	.00	.00	.00
1999 OTHER MISCELLANEOUS REVENUE	.00	.00	.00	.00	.00
TOTAL OTHER REVENUE FROM LOCAL SOURCES	26,319.24	.00	.00	.00	.00
TOTAL REVENUE FROM LOCAL SOURCES	803,526.78	28,044.88	141,331.88	700,300.02	558,968.14

WOODFORD COUNTY PUBLIC SCHOOLS



MONTHLY REPORT - FY 2024 Period 7

FOOD SERVICE FUND (51)	LAST FY Total	MONTH TO DATE	YEAR TO DATE	BUDGET APPROP	AVAILABLE BUDGET
REVENUE FROM STATE SOURCES					
EXPENDITURE REIMBURSEMENTS					
3131 MISCELLANEOUS REIMBURSEMENTS	3,442.40	.00	.00	.00	.00
TOTAL EXPENDITURE REIMBURSEMENTS	3,442.40	.00	.00	.00	.00
RESTRICTED					
3200 RESTRICTED STATE REVENUE	23,977.38	.00	7,068.48	18,810.28	11,741.80
TOTAL RESTRICTED	23,977.38	.00	7,068.48	18,810.28	11,741.80
REVENUE ON BEHALF PAYMENTS					
3900 ON-BEHALF REVENUE	605,912.43	.00	.00	263,027.40	263,027.40
TOTAL REVENUE ON BEHALF PAYMENTS	605,912.43	.00	.00	263,027.40	263,027.40
TOTAL REVENUE FROM STATE SOURCES	633,332.21	.00	7,068.48	281,837.68	274,769.20
REVENUE FROM FEDERAL SOURCES					
RESTRICTED THROUGH THE STATE					
4500 RESTRICTED FED THRU STATE	1,698,146.20	144,183.48	978,174.80	1,364,653.15	386,478.35
4500 SUMMER FEEDING FED REIMB	15,250.39	.00	.00	39,836.10	39,836.10
TOTAL RESTRICTED THROUGH THE STATE	1,713,396.59	144,183.48	978,174.80	1,404,489.25	426,314.45
CHILD NUTRITION PROGRAM DONATED COMMODIT					
4950 CHILD NUTR PRG DONATED COMMOD	150,187.28	35,146.30	196,825.91	138,607.80	-58,218.11
TOTAL CHILD NUTRITION PROGRAM DONATED COMMODIT	150,187.28	35,146.30	196,825.91	138,607.80	-58,218.11
TOTAL REVENUE FROM FEDERAL SOURCES	1,863,583.87	179,329.78	1,175,000.71	1,543,097.05	368,096.34
OTHER RECEIPTS					
INTERFUND TRANSFERS					
5210 FUND TRANSFER	.00	.00	.00	.00	.00
TOTAL INTERFUND TRANSFERS	.00	.00	.00	.00	.00

WOODFORD COUNTY PUBLIC SCHOOLS




MONTHLY REPORT - FY 2024 Period 7

FOOD SERVICE FUND (51)	LAST FY Total	MONTH TO DATE	YEAR TO DATE	BUDGET APPROP	AVAILABLE BUDGET
SALE OR COMP FOR LOSS OF ASSETS	.00	.00	.00	.00	.00
5341 SALE OF EQUIPMENT ETC	.00	.00	.00	.00	.00
5342 LOSS COMP - EQUIPMENT ETC	.00	.00	.00	.00	.00
TOTAL SALE OR COMP FOR LOSS OF ASSETS	.00	.00	.00	.00	.00
TOTAL OTHER RECEIPTS	.00	.00	.00	.00	.00
TOTAL RECEIPTS	3,300,442.86	207,374.66	1,323,401.07	2,525,234.75	1,201,833.68
TOTAL REVENUE	4,415,620.82	207,374.66	1,956,054.76	3,061,234.75	1,105,179.99

WOODFORD COUNTY PUBLIC SCHOOLS


MONTHLY REPORT - FY 2024 Period 7



		LAST FY Total	MONTH TO DATE	YEAR TO DATE	BUDGET APPROP	AVAILABLE BUDGET
FOOD SERVICE FUND (51)						
EXPENDITURES						
3100	FOOD SERVICE OPERATION					
0100	SALARIES PERSONNEL SERVICES	858,795.90	79,180.69	499,945.41	847,146.26	347,200.85
0200	EMPLOYEE BENEFITS	286,075.76	20,730.15	155,739.81	246,295.15	90,555.34
0280	ON-BEHALF	605,912.43	.00	.00	263,027.40	263,027.40
0300	PURCHASED PROF AND TECH SERV	6,200.00	.00	955.00	4,911.33	3,956.33
0400	PURCHASED PROPERTY SERVICES	21,824.84	537.15	2,918.01	33,505.98	30,587.97
0500	OTHER PURCHASED SERVICES	6,384.10	182.90	2,094.40	22,973.97	20,879.57
0600	SUPPLIES	1,633,813.65	152,660.83	1,126,233.01	1,409,261.38	283,028.37
0700	PROPERTY	24,624.41	.00	45,129.36	104,392.15	59,262.79
0800	DEBT SERVICE AND MISCELLANEOUS	5,393.00	440.00	8,247.53	4,721.13	-3,526.40
0840	CONTINGENCY	.00	.00	.00	.00	.00
	TOTAL 3100 FOOD SERVICE OPERATION	3,449,024.09	253,731.72	1,841,262.53	2,936,234.75	1,094,972.22
5200	FUND TRANSFERS					
0900	OTHER ITEMS	157,102.68	.00	.00	125,000.00	125,000.00
	TOTAL 5200 FUND TRANSFERS	157,102.68	.00	.00	125,000.00	125,000.00
	TOTAL EXPENDITURES	3,606,126.77	253,731.72	1,841,262.53	3,061,234.75	1,219,972.22
	TOTAL FOR FOOD SERVICE FUND (51)	809,494.05	-46,357.06	114,792.23	.00	-114,792.23

WOODFORD COUNTY PUBLIC SCHOOLS

MONTHLY REPORT - FY 2024 Period 7



DAY CARE OPERATIONS (52)	LAST FY Total	MONTH TO DATE	YEAR TO DATE	BUDGET APPROP	AVAILABLE BUDGET
REVENUES					
0999 BEGINNING BALANCE			699,620.85	80,000.00	-619,620.85
TOTAL 0999 BEGINNING BALANCE	466,030.91	.00			
RECEIPTS					
REVENUE FROM LOCAL SOURCES					
TUITION					
1310 TUITION FROM INDIVIDUALS	.00	.00	.00	.00	.00
TOTAL TUITION	.00	.00	.00	.00	.00
STUDENT ACTIVITIES					
1710 ADMISSIONS	.00	.00	.00	.00	.00
1790 OTHER STUDENT ACTIVITY INCOME	.00	.00	.00	.00	.00
TOTAL STUDENT ACTIVITIES	.00	.00	.00	.00	.00
COMMUNITY SERVICE ACTIVITIES					
1810 DAY CARE FEES	395,153.74	41,440.00	254,875.86	215,121.17	-39,754.69
TOTAL COMMUNITY SERVICE ACTIVITIES	395,153.74	41,440.00	254,875.86	215,121.17	-39,754.69
OTHER REVENUE FROM LOCAL SOURCES					
1990 MISCELLANEOUS REVENUE	.00	.00	.00	.00	.00
1993 OTHER REBATES	163.88	.00	62.46	.00	-62.46
1994 RETURN FOR INSUFFICIENT FUNDS	.00	.00	.00	.00	.00
TOTAL OTHER REVENUE FROM LOCAL SOURCES	163.88	.00	62.46	.00	-62.46
TOTAL REVENUE FROM LOCAL SOURCES	395,317.62	41,440.00	254,938.32	215,121.17	-39,817.15
REVENUE FROM STATE SOURCES					
EXPENDITURE REIMBURSEMENTS					
3131 MISCELLANEOUS REIMBURSEMENTS	28,914.00	.00	5,234.31	.00	-5,234.31
TOTAL EXPENDITURE REIMBURSEMENTS	28,914.00	.00	5,234.31	.00	-5,234.31

WOODFORD COUNTY PUBLIC SCHOOLS



MONTHLY REPORT - FY 2024 Period 7

DAY CARE OPERATIONS (52)	LAST FY Total	MONTH TO DATE	YEAR TO DATE	BUDGET APPROP	AVAILABLE BUDGET
RESTRICTED	28,914.00	.00	5,234.31	.00	-5,234.31
3200 RESTRICTED STATE REVENUE	.00	.00	.00	.00	.00
TOTAL RESTRICTED	.00	.00	.00	.00	.00
REVENUE ON BEHALF PAYMENTS					
3900 ON-BEHALF REVENUE	159,020.51	.00	.00	133,177.00	133,177.00
TOTAL REVENUE ON BEHALF PAYMENTS	159,020.51	.00	.00	133,177.00	133,177.00
TOTAL REVENUE FROM STATE SOURCES	187,934.51	.00	5,234.31	133,177.00	127,942.69
TOTAL RECEIPTS	583,252.13	41,440.00	260,172.63	348,298.17	88,125.54
TOTAL REVENUE	1,049,283.04	41,440.00	959,793.48	428,298.17	-531,495.31

WOODFORD COUNTY PUBLIC SCHOOLS


MONTHLY REPORT - FY 2024 Period 7



	LAST FY Total	MONTH TO DATE	YEAR TO DATE	BUDGET APPROP	AVAILABLE BUDGET
EXPENDITURES					
2700 STUDENT TRANSPORTATION					
0100 SALARIES PERSONNEL SERVICES	.00	.00	.00	.00	.00
0200 EMPLOYEE BENEFITS	.00	.00	.00	.00	.00
0600 SUPPLIES	.00	.00	.00	.00	.00
TOTAL 2700 STUDENT TRANSPORTATION	.00	.00	.00	.00	.00
3200 DAY CARE OPERATIONS					
0100 SALARIES PERSONNEL SERVICES	90,616.29	242.00	4,544.30	167,357.65	162,813.35
0200 EMPLOYEE BENEFITS	30,456.65	78.13	1,431.79	48,101.77	46,669.98
0280 ON-BEHALF	159,020.51	.00	.00	133,177.00	133,177.00
0300 PURCHASED PROF AND TECH SERV	680.00	.00	3,075.00	6,070.00	2,995.00
0400 PURCHASED PROPERTY SERVICES	919.71	185.20	729.76	3,000.00	2,270.24
0500 OTHER PURCHASED SERVICES	2,251.32	497.13	8,785.74	8,200.00	-585.74
0600 SUPPLIES	61,959.27	7,559.57	38,385.48	59,391.75	21,006.27
0700 PROPERTY	.00	.00	.00	.00	.00
0800 DEBT SERVICE AND MISCELLANEOUS	2,135.44	.00	2,343.27	3,000.00	656.73
0840 CONTINGENCY	.00	.00	.00	.00	.00
TOTAL 3200 DAY CARE OPERATIONS	348,039.19	8,562.03	59,295.34	428,298.17	369,002.83
TOTAL EXPENDITURES	348,039.19	8,562.03	59,295.34	428,298.17	369,002.83
TOTAL FOR DAY CARE OPERATIONS (52)	701,243.85	32,877.97	900,498.14	.00	-900,498.14

WOODFORD COUNTY PUBLIC SCHOOLS


MONTHLY REPORT - FY 2024 Period 7



COMMUNITY EDUCATION FUNDS (53)	LAST FY Total	MONTH TO DATE	YEAR TO DATE	BUDGET APPROP	AVAILABLE BUDGET
REVENUES					
0999 BEGINNING BALANCE					
TOTAL 0999 BEGINNING BALANCE	.00	.00	30,259.76	29,990.44	-269.32
RECEIPTS					
REVENUE FROM LOCAL SOURCES					
COMMUNITY SERVICE ACTIVITIES					
1811 COMMUNITY EDUCATION FEES	.00	.00	.00	.00	.00
TOTAL COMMUNITY SERVICE ACTIVITIES	.00	.00	.00	.00	.00
OTHER REVENUE FROM LOCAL SOURCES					
1920 CONTRIBUTIONS/DONATIONS	1,000.00	.00	.00	.00	.00
TOTAL OTHER REVENUE FROM LOCAL SOURCES	1,000.00	.00	.00	.00	.00
TOTAL REVENUE FROM LOCAL SOURCES	1,000.00	.00	.00	.00	.00
REVENUE FROM STATE SOURCES					
REVENUE ON BEHALF PAYMENTS					
3900 ON-BEHALF REVENUE	.00	.00	.00	.00	.00
TOTAL REVENUE ON BEHALF PAYMENTS	.00	.00	.00	.00	.00
TOTAL REVENUE FROM STATE SOURCES	.00	.00	.00	.00	.00
TOTAL RECEIPTS	1,000.00	.00	.00	.00	.00
TOTAL REVENUE	1,000.00	.00	30,259.76	29,990.44	-269.32

WOODFORD COUNTY PUBLIC SCHOOLS


MONTHLY REPORT - FY 2024 Period 7



COMMUNITY EDUCATION FUNDS (55)		LAST FY Total	MONTH TO DATE	YEAR TO DATE	BUDGET APPROP	AVAILABLE BUDGET
EXPENDITURES						
3300 COMMUNITY SERVICES						
0100	SALARIES PERSONNEL SERVICES	.00	.00	.00	19,290.44	19,290.44
0200	EMPLOYEE BENEFITS	.00	.00	.00	3,210.00	3,210.00
0280	ON-BEHALF	.00	.00	.00	.00	.00
0400	PURCHASED PROPERTY SERVICES	145.00	.00	.00	1,605.00	1,605.00
0500	OTHER PURCHASED SERVICES	1.56	.00	.91	.00	-.91
0600	SUPPLIES	2,706.39	92.24	92.24	5,885.00	5,792.76
0700	PROPERTY	.00	.00	.00	.00	.00
0800	DEBT SERVICE AND MISCELLANEOUS	256.35	.00	100.00	.00	-100.00
TOTAL 3300 COMMUNITY SERVICES		3,109.30	92.24	193.15	29,990.44	29,797.29
TOTAL EXPENDITURES						
		3,109.30	92.24	193.15	29,990.44	29,797.29
TOTAL FOR COMMUNITY EDUCATION FUNDS (53)						
		-2,109.30	-92.24	30,066.61	.00	-30,066.61

WOODFORD COUNTY PUBLIC SCHOOLS


MONTHLY REPORT - FY 2024 Period 7



ADULT EDUCATION (54)	LAST FY Total	MONTH TO DATE	YEAR TO DATE	BUDGET APPROP	AVAILABLE BUDGET
REVENUES					
0999 BEGINNING BALANCE					
TOTAL 0999 BEGINNING BALANCE	.00	.00	.00	.00	.00
RECEIPTS					
REVENUE FROM LOCAL SOURCES					
OTHER REVENUE FROM LOCAL SOURCES					
1920 CONTRIBUTIONS/DONATIONS					
TOTAL OTHER REVENUE FROM LOCAL SOURCES	.00	.00	.00	.00	.00
TOTAL REVENUE FROM LOCAL SOURCES	.00	.00	.00	.00	.00
TOTAL RECEIPTS	.00	.00	.00	.00	.00
TOTAL REVENUE	.00	.00	.00	.00	.00

WOODFORD COUNTY PUBLIC SCHOOLS


MONTHLY REPORT - FY 2024 Period 7



ADULT EDUCATION (54)		LAST FY Total	MONTH TO DATE	YEAR TO DATE	BUDGET APPROP	AVAILABLE BUDGET
EXPENDITURES						
1000	INSTRUCTION					
0100	SALARIES PERSONNEL SERVICES	.00	.00	.00	.00	.00
0600	SUPPLIES	.00	.00	.00	.00	.00
0700	PROPERTY	.00	.00	.00	.00	.00
0800	DEBT SERVICE AND MISCELLANEOUS	.00	.00	.00	.00	.00
	TOTAL 1000 INSTRUCTION	.00	.00	.00	.00	.00
	TOTAL EXPENDITURES	.00	.00	.00	.00	.00
	TOTAL FOR ADULT EDUCATION (54)	.00	.00	.00	.00	.00

WOODFORD COUNTY PUBLIC SCHOOLS

MONTHLY REPORT - FY 2024 Period 7



GOVERNMENTAL ASSETS (8)	LAST FY Total	MONTH TO DATE	YEAR TO DATE	BUDGET APPROP	AVAILABLE BUDGET
REVENUES					
RECEIPTS					
REVENUE FROM LOCAL SOURCES					
OTHER REVENUE FROM LOCAL SOURCES					
1930 GAIN/LOSS ON SALE OF ASSETS	.00	.00	.00	.00	.00
1931 GAIN ON SALE OF LAND/BUILDINGS	.00	.00	.00	.00	.00
1932 GAIN ON SALE OF EQUIPMENT	.00	.00	.00	.00	.00
TOTAL OTHER REVENUE FROM LOCAL SOURCES	.00	.00	.00	.00	.00
TOTAL REVENUE FROM LOCAL SOURCES	.00	.00	.00	.00	.00
OTHER RECEIPTS					
SALE OR COMP FOR LOSS OF ASSETS					
5311 SALE OF LAND & IMPROVEMENTS	.00	.00	.00	.00	.00
5331 SALE OF BUILDINGS	.00	.00	.00	.00	.00
5341 SALE OF EQUIPMENT ETC	-117.25	.00	.00	.00	.00
TOTAL SALE OR COMP FOR LOSS OF ASSETS	-117.25	.00	.00	.00	.00
TOTAL OTHER RECEIPTS	-117.25	.00	.00	.00	.00
TOTAL RECEIPTS	-117.25	.00	.00	.00	.00
TOTAL REVENUE	-117.25	.00	.00	.00	.00

WOODFORD COUNTY PUBLIC SCHOOLS

MONTHLY REPORT - FY 2024 Period 7



GOVERNMENTAL ASSETS (8)		LAST FY Total	MONTH TO DATE	YEAR TO DATE	BUDGET APPROP	AVAILABLE BUDGET
EXPENDITURES						
1000	INSTRUCTION					
0700	PROPERTY	1,095,575.31	.00	.00	.00	.00
	TOTAL 1000 INSTRUCTION	1,095,575.31	.00	.00	.00	.00
2100	STUDENT SUPPORT SERVICES					
0700	PROPERTY	63,559.84	.00	.00	.00	.00
	TOTAL 2100 STUDENT SUPPORT SERVICES	63,559.84	.00	.00	.00	.00
2200	INSTRUCTIONAL STAFF SUPP SERV					
0700	PROPERTY	2,002.56	.00	.00	.00	.00
	TOTAL 2200 INSTRUCTIONAL STAFF SUPP SERV	2,002.56	.00	.00	.00	.00
2300	DISTRICT ADMIN SUPPORT					
0700	PROPERTY	76,083.83	.00	.00	.00	.00
	TOTAL 2300 DISTRICT ADMIN SUPPORT	76,083.83	.00	.00	.00	.00
2400	SCHOOL ADMIN SUPPORT					
0700	PROPERTY	5,509.41	.00	.00	.00	.00
	TOTAL 2400 SCHOOL ADMIN SUPPORT	5,509.41	.00	.00	.00	.00
2500	BUSINESS SUPPORT SERVICES					
0700	PROPERTY	2,749.47	.00	.00	.00	.00
	TOTAL 2500 BUSINESS SUPPORT SERVICES	2,749.47	.00	.00	.00	.00
2600	PLANT OPERATIONS AND MAINTENANCE					
0700	PROPERTY	295,775.00	.00	.00	.00	.00
	TOTAL 2600 PLANT OPERATIONS AND MAINTENANCE	295,775.00	.00	.00	.00	.00
2700	STUDENT TRANSPORTATION					

WOODFORD COUNTY PUBLIC SCHOOLS


MONTHLY REPORT - FY 2024 Period 7



	LAST FY Total	MONTH TO DATE	YEAR TO DATE	BUDGET APPROP	AVAILABLE BUDGET
GOVERNMENTAL ASSETS (8)					
0700 PROPERTY	366,580.38	.00	.00	.00	.00
TOTAL 2700 STUDENT TRANSPORTATION	366,580.38	.00	.00	.00	.00
3300 COMMUNITY SERVICES					
0700 PROPERTY	.00	.00	.00	.00	.00
TOTAL 3300 COMMUNITY SERVICES	.00	.00	.00	.00	.00
3400 ADULT EDUCATION OPERATIONS					
0700 PROPERTY	.00	.00	.00	.00	.00
TOTAL 3400 ADULT EDUCATION OPERATIONS	.00	.00	.00	.00	.00
TOTAL EXPENDITURES	1,907,835.80	.00	.00	.00	.00
TOTAL FOR GOVERNMENTAL ASSETS (8)	-1,907,953.05	.00	.00	.00	.00

WOODFORD COUNTY PUBLIC SCHOOLS


MONTHLY REPORT - FY 2024 Period 7



FOOD SERVICE ASSETS (81)	LAST FY Total	MONTH TO DATE	YEAR TO DATE	BUDGET APPROP	AVAILABLE BUDGET
REVENUES					
RECEIPTS					
REVENUE FROM LOCAL SOURCES					
OTHER REVENUE FROM LOCAL SOURCES					
1930 GAIN/LOSS ON SALE OF ASSETS	-1,602.73	.00	.00	.00	.00
1932 GAIN ON SALE OF EQUIPMENT	.00	.00	.00	.00	.00
TOTAL OTHER REVENUE FROM LOCAL SOURCES	.00	.00	.00	.00	.00
TOTAL REVENUE FROM LOCAL SOURCES	-1,602.73	.00	.00	.00	.00
TOTAL RECEIPTS	-1,602.73	.00	.00	.00	.00
TOTAL REVENUE	-1,602.73	.00	.00	.00	.00

WOODFORD COUNTY PUBLIC SCHOOLS


MONTHLY REPORT - FY 2024 Period 7



FOOD SERVICE ASSETS (81)		LAST FY Total	MONTH TO DATE	YEAR TO DATE	BUDGET APPROP	AVAILABLE BUDGET
EXPENDITURES						
3100	FOOD SERVICE OPERATION					
0700	PROPERTY	21,811.68	.00	.00	.00	.00
	TOTAL 3100 FOOD SERVICE OPERATION	21,811.68	.00	.00	.00	.00
	TOTAL EXPENDITURES	21,811.68	.00	.00	.00	.00
	TOTAL FOR FOOD SERVICE ASSETS (81)	-23,414.41	.00	.00	.00	.00

WOODFORD COUNTY PUBLIC SCHOOLS


MONTHLY REPORT - FY 2024 Period 7



DAY CARE ASSETS (82)	LAST FY Total	MONTH TO DATE	YEAR TO DATE	BUDGET APPROP	AVAILABLE BUDGET
REVENUES					
RECEIPTS					
REVENUE FROM LOCAL SOURCES					
OTHER REVENUE FROM LOCAL SOURCES					
1930 GAIN/LOSS ON SALE OF ASSETS	.00	.00	.00	.00	.00
1932 GAIN ON SALE OF EQUIPMENT	.00	.00	.00	.00	.00
TOTAL OTHER REVENUE FROM LOCAL SOURCES	.00	.00	.00	.00	.00
TOTAL REVENUE FROM LOCAL SOURCES	.00	.00	.00	.00	.00
TOTAL RECEIPTS	.00	.00	.00	.00	.00
TOTAL REVENUE	.00	.00	.00	.00	.00

WOODFORD COUNTY PUBLIC SCHOOLS


MONTHLY REPORT - FY 2024 Period 7



DAY CARE ASSETS (82)	LAST FY Total	MONTH TO DATE	YEAR TO DATE	BUDGET APPROP	AVAILABLE BUDGET
EXPENDITURES					
3200 DAY CARE OPERATIONS					
0700 PROPERTY	65.99	.00	.00	.00	.00
TOTAL 3200 DAY CARE OPERATIONS	65.99	.00	.00	.00	.00
TOTAL EXPENDITURES	65.99	.00	.00	.00	.00
TOTAL FOR DAY CARE ASSETS (82)	-65.99	.00	.00	.00	.00

WOODFORD COUNTY PUBLIC SCHOOLS


MONTHLY REPORT - FY 2024 Period 7



LONG-TERM DEBT ACCOUNT GROUP (LAST FY Total	MONTH TO DATE	YEAR TO DATE	BUDGET APPROP	AVAILABLE BUDGET
EXPENDITURES					
5100 DEBT SERVICE					
0800 DEBT SERVICE AND MISCELLANEOUS	.00	.00	.00	.00	.00
0900 OTHER ITEMS	.00	.00	.00	.00	.00
TOTAL 5100 DEBT SERVICE	.00	.00	.00	.00	.00
TOTAL EXPENDITURES	.00	.00	.00	.00	.00
TOTAL FOR LONG-TERM DEBT ACCOUNT GROUP (.00	.00	.00	.00	.00

WOODFORD COUNTY PUBLIC SCHOOLS

MONTHLY REPORT - FY 2024 Period 7 REPORT OPTIONS



Fiscal Year/Period for reports	2024 7
Include page break between funds?	Y
Include expenditure detail?	N
Include Percent Used?	N
Include Last FY Actuals? Thru (P)eriod or (T)otal for Year	Y T
Include Prior FY 2 Actuals?	N
Include Encumbrances?	N

** END OF REPORT - Generated by Shane Smith **