

OLDHAM COUNTY BOARD OF EDUCATION

CONCERN

Consider Approval of proposed programming documents for the South Oldham High School Ph 3 Renovation & Addition Project.

DISCUSSION

On September 25, 2023, the Board approved the assignment of RossTarrant Architects, Inc., and the BG-1 Form for the South Oldham High School Ph 3 Renovation & Addition Project. RossTarrant Architects has submitted the attached proposed programming documents including KDE model program comparison.

The facilities department has reviewed these documents and recommended Board Approval so the design team can begin master planning and schematic design phase, which will be presented to the Board at a later date as required by KDE.

RECOMMENDATION

Approve the proposed programming documents for the South Oldham High School Ph 3 Renovation & Addition Project and hereby authorize the Director of Facilities Management to execute the necessary documentation.

On a motion by _____, seconded by _____, the Board approved the proposed programming documents for the South Oldham High School Ph 3 Renovation & Addition Project and hereby authorize the Director of Facilities Management to execute the necessary documentation.


Suzanne Hundley, Board Chair


Dr. Jason Radford, Superintendent/Secretary

South Oldham High School Renovation and Addition: Phase 3

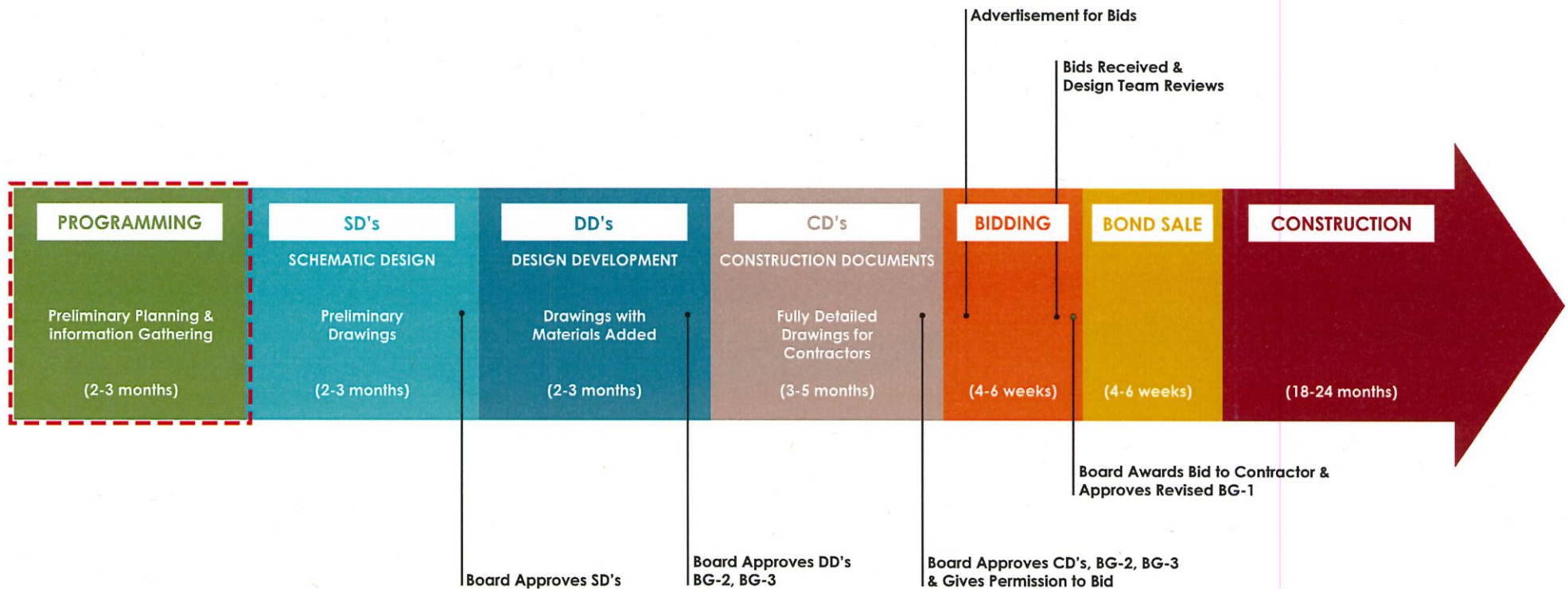
February 13, 2024



South Oldham High School
Renovation and Addition: Phase 3

 **rosstarrant**
architects

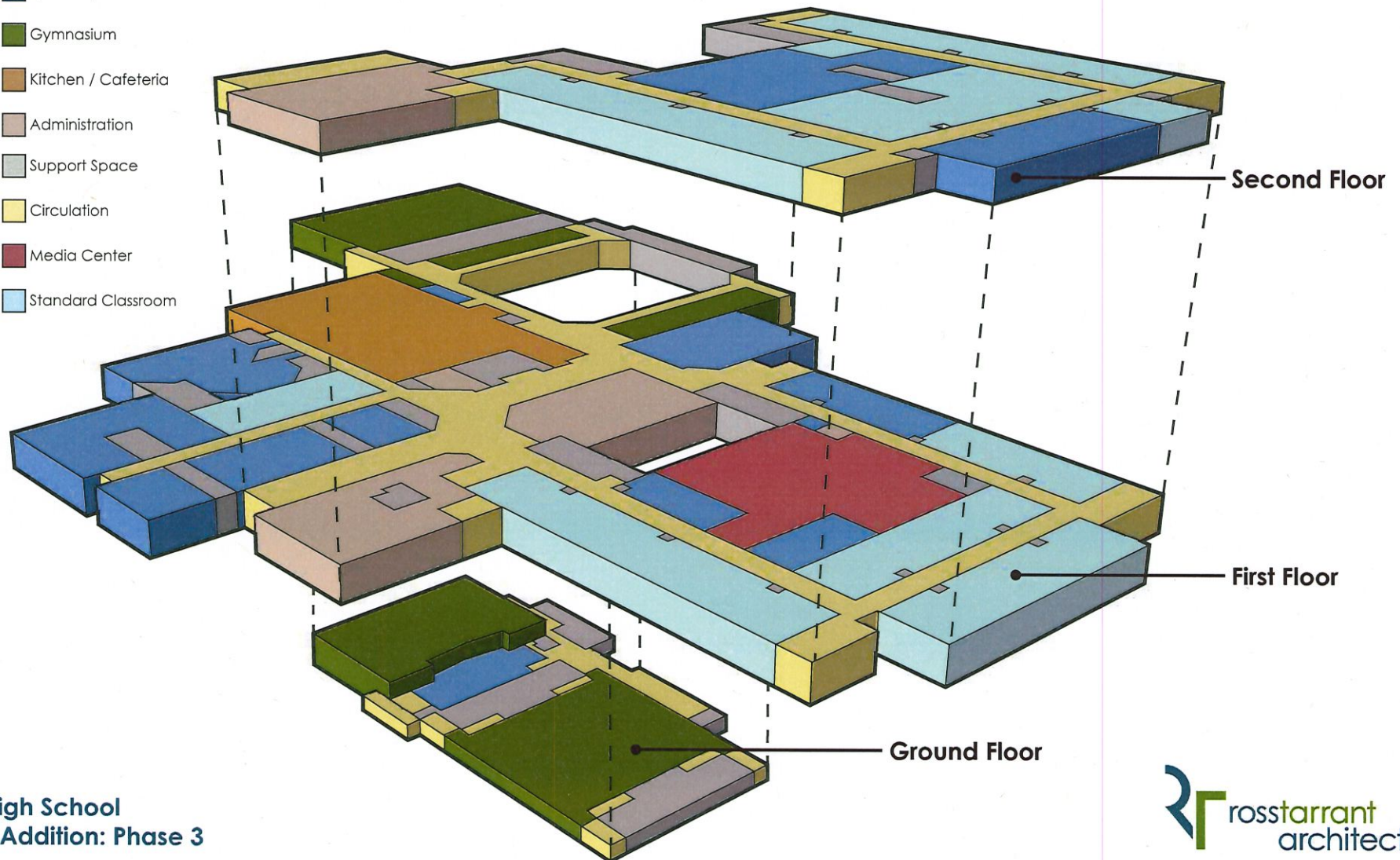
Design Process Overview:



Existing SOHS Program:

Legend:

- Specialty Classroom
- Gymnasium
- Kitchen / Cafeteria
- Administration
- Support Space
- Circulation
- Media Center
- Standard Classroom



South Oldham High School
Renovation and Addition: Phase 3

Program Comparison:

| KDE STATE STANDARDS (1500 Students) | | | |
|-------------------------------------|-------------|----------------|-----------------|
| PROGRAM SPACE | NO. OF RMS. | S.F. AREA EACH | TOTAL S.F. AREA |
| STANDARD CLASSROOMS | | | |
| Standard Classrooms | | | |
| High School Classroom | 45 | 750 | 33,750 |
| | 45 | | 33,750 |
| Special Education | | | |
| Self-contained-FMD | 1 | 825 | 825 |
| | | | 825 |
| Resource Room | | | |
| Resource Rooms | 10 | 375 | 3,750 |
| | | | 3,750 |
| Science | | | |
| Science Classrooms | 6 | 1,000 | 6,000 |
| Science Lecture Labs | 3 | 1,625 | 4,875 |
| | | | 10,875 |
| Enrichment/Fine Arts | | | |
| Art Classroom | 1 | 1,200 | 1,200 |
| Band | 1 | 2,500 | 2,500 |
| Vocal Music | 1 | 900 | 900 |
| Computer Classroom | 3 | 1,280 | 3,840 |
| | | | 8,440 |
| Locally Identified Program | | | |
| Career/Tech | 1 | 7,900 | 7,900 |
| Locally Identified Program | 1 | 17,040 | 17,040 |
| | | | 24,940 |
| CLASSROOMS SUBTOTAL | | | 82,580 |

| EXISTING SPACES (1500 Students) | | | |
|-----------------------------------|-------------|----------------|-----------------|
| PROGRAM SPACE | NO. OF RMS. | S.F. AREA EACH | TOTAL S.F. AREA |
| STANDARD CLASSROOMS | | | |
| Standard Classrooms | | | |
| High School Classroom | 37 | 640 | 23,680 |
| | 37 | | 23,680 |
| Special Education | | | |
| Special Education (FMD) | 3 | 640 | 1,920 |
| | | | 1,920 |
| Resource Room | | | |
| Resource Rooms | 1 | 503 | 503 |
| | | | 503 |
| Science | | | |
| Science Classrooms | 4 | 980 | 3,920 |
| Science Lecture Labs | 2 | 1,632 | 3,264 |
| | | | 7,184 |
| Enrichment/Fine Arts | | | |
| Art Classroom | 2 | 950 | 1,900 |
| Band | 1 | 2,933 | 2,933 |
| Vocal Music | 1 | 1,488 | 1,488 |
| Computer Classroom | 1 | 878 | 878 |
| Computer Classroom | 1 | 760 | 760 |
| Computer Classroom | 1 | 700 | 700 |
| | | | 8,659 |
| Locally Identified Program | | | |
| Career/Tech | 1 | 10,188 | 10,188 |
| Aux. Gym | 1 | 7,830 | 7,830 |
| | | | 18,018 |
| CLASSROOMS SUBTOTAL | | | 59,964 |

| PROPOSED PLAN (1500 Students) | | | |
|---|-------------|----------------|-----------------|
| PROGRAM SPACE | NO. OF RMS. | S.F. AREA EACH | TOTAL S.F. AREA |
| STANDARD CLASSROOMS | | | |
| Standard Classrooms | | | |
| High School Classroom | 37 | 640 | 23,680 |
| High School Classroom | 8 | 750 | 6,000 |
| | 45 | | 29,680 |
| Special Education | | | |
| FMD Classrooms | 3 | 825 | 2,475 |
| | | | 2,475 |
| Resource Room | | | |
| Resource Room | 10 | 375 | 3,750 |
| | | | 3,750 |
| Science | | | |
| Science Classrooms | 6 | 1,000 | 6,000 |
| Science Lecture Labs | 3 | 1,625 | 4,875 |
| | | | 10,875 |
| Enrichment/Fine Arts | | | |
| Art Classroom | 1 | 1,200 | 1,200 |
| Band | 1 | 2,500 | 2,500 |
| Vocal Music | 1 | 900 | 900 |
| Computer Classroom | 3 | 1,280 | 3,840 |
| | | | - |
| | | | - |
| | | | 8,440 |
| Locally Identified Program | | | |
| Career/Tech (Welding, Journalism, Media Arts, Teaching, F.C.S.) | 1 | 7,900 | 7,900 |
| Aux. Gym | 1 | 7,830 | 7,830 |
| Art Classroom | 1 | 1,200 | 1,200 |
| ECS Suite | 1 | 2,025 | 2,025 |
| Locally Identified Program | 1 | 5,985 | 5,985 |
| | | | 24,940 |
| CLASSROOMS SUBTOTAL | | | 80,160 |

Program Comparison:

| LIBRARY/MEDIA CENTER | | | |
|----------------------|---|-------|-------|
| Library/Media Center | 1 | 8,375 | 8,375 |
| MC/AUD SUBTOTAL | | 8,375 | |

| LIBRARY/MEDIA CENTER | | | |
|----------------------|---|-------|-------|
| Library/Media Center | 1 | 7,591 | 7,591 |
| MC/AUD SUBTOTAL | | 7,591 | |

| LIBRARY/MEDIA CENTER | | | |
|----------------------|---|-------|-------|
| Library/Media Center | 1 | 8,375 | 8,375 |
| MC/AUD SUBTOTAL | | 8,375 | |

| AUDITORIUM | | | |
|--------------------|---|-------|-------|
| Auditorium/Theater | 1 | 5,500 | 5,500 |
| MC/AUD SUBTOTAL | | 5,500 | |

| AUDITORIUM | | | |
|--------------------|---|-------|-------|
| Auditorium/Theater | 1 | 2,679 | 2,679 |
| MC/AUD SUBTOTAL | | 2,679 | |

| AUDITORIUM | | | |
|--------------------|---|-------|-------|
| Auditorium/Theater | 1 | 5,500 | 5,500 |
| MC/AUD SUBTOTAL | | 5,500 | |

| KITCHEN/ CAFETERIA | | | |
|-----------------------|---|--------|-------|
| Kitchen | 1 | 4,700 | 4,700 |
| Cafeteria | 1 | 7,800 | 7,800 |
| KITCHEN/CAFE SUBTOTAL | | 12,500 | |

| KITCHEN/ CAFETERIA | | | |
|-----------------------|---|--------|-------|
| Kitchen | 1 | 4,921 | 4,921 |
| Cafeteria | 1 | 5,487 | 5,487 |
| KITCHEN/CAFE SUBTOTAL | | 10,408 | |

| KITCHEN/ CAFETERIA | | | |
|-----------------------|---|--------|-------|
| Kitchen | 1 | 4,921 | 4,921 |
| Cafeteria | 1 | 7,800 | 7,800 |
| KITCHEN/CAFE SUBTOTAL | | 12,721 | |

| PHYSICAL EDUCATION | | | |
|--------------------|---|--------|--------|
| Gymnasium | 1 | 17,100 | 17,100 |
| P.E. SUBTOTAL | | 17,100 | |

| PHYSICAL EDUCATION | | | |
|---------------------|---|--------|--------|
| Gymnasium | 1 | 16,578 | 16,578 |
| Locker Rooms | 1 | 4,900 | 4,900 |
| Tickets/Concessions | 1 | 662 | 662 |
| P.E. SUBTOTAL | | 22,140 | |

| PHYSICAL EDUCATION | | | |
|---------------------|---|--------|--------|
| Gymnasium | 1 | 16,578 | 16,578 |
| Locker Rooms | 1 | 4,900 | 4,900 |
| Tickets/Concessions | 1 | 662 | 662 |
| P.E. SUBTOTAL | | 22,140 | |

| ADMINISTRATIVE AREA | | | |
|-------------------------|---|-------|-------|
| Administrative Area | 1 | 2,320 | 2,320 |
| ADMINISTRATIVE SUBTOTAL | | 2,320 | |

| ADMINISTRATIVE AREA | | | |
|-------------------------|---|-------|-------|
| Administrative Addition | 1 | 4,595 | 4,595 |
| Guidance Suite | 1 | 572 | 572 |
| ADMINISTRATIVE SUBTOTAL | | 5,167 | |

| ADMINISTRATIVE AREA | | | |
|-------------------------|---|-------|-------|
| Administrative Addition | 1 | 4,595 | 4,595 |
| Guidance Suite | 1 | 572 | 572 |
| ADMINISTRATIVE SUBTOTAL | | 5,167 | |

| MISCELLANEOUS SPACES | | | |
|------------------------|---|-----|-----|
| Family Resource Center | 1 | 300 | 300 |
| Custodial receiving | 1 | 250 | 250 |
| MISCELLANEOUS SUBTOTAL | | 550 | |

| MISCELLANEOUS SPACES | | | |
|------------------------|---|-----|-----|
| Family Resource Center | | - | - |
| Custodial Receiving | | - | - |
| Teachers Lounge | 1 | 444 | 444 |
| MISCELLANEOUS SUBTOTAL | | 444 | |

| MISCELLANEOUS SPACES | | | |
|------------------------|---|-----|-----|
| Family Resource Center | - | - | - |
| Custodial Receiving | 1 | 250 | 250 |
| Teachers Workroom | 1 | 444 | 444 |
| MISCELLANEOUS SUBTOTAL | | 694 | |

| | | | |
|----------------------------------|--|---------|--|
| TOTAL PROGRAM NET AREA | | 123,425 | |
| PROJECTED TOTAL GROSS AREA | | | |
| HS Bldg. Efficiency Factor = 68% | | 58,082 | |
| TOTAL GROSS AREA | | 181,507 | |

| | | | |
|----------------------------------|--|---------|--|
| TOTAL PROGRAM NET AREA | | 105,714 | |
| PROJECTED TOTAL GROSS AREA | | | |
| HS Bldg. Efficiency Factor = 68% | | 49,748 | |
| GROSS AREA w/ 68% eff. | | 155,462 | |

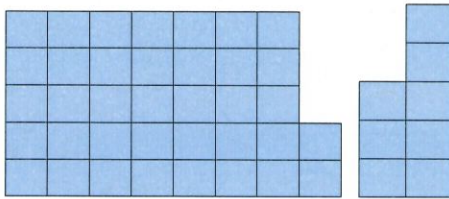
| | | | |
|----------------------------------|--|---------|--|
| TOTAL PROGRAM NET AREA | | 134,757 | |
| PROJECTED TOTAL GROSS AREA | | | |
| HS Bldg. Efficiency Factor = 68% | | 63,415 | |
| GROSS AREA w/ 68% eff. | | 198,172 | |

Proposed Program: *Approx. 27% Increase in program Area*

Total Gross Area w/ 68% efficiency: 198,172 SF

KDE MAX Total Gross Area: 217,809 SF


Classrooms:
(45) 29,680 SF




Locally ID:
(5) 24,940 SF



Gymnasium:
(3) 22,140 SF



FMD:
(3) 2,475 SF



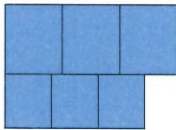
Media Center:
(1) 8,375 SF




Resource:
(10) 3,750 SF




Science:
(9) 10,875 SF



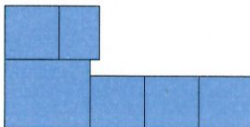
Auditorium:
(1) 5,500 SF




Administration:
(2) 5,167 SF



Fine Arts:
(4) 8,440 SF



Kitchen/Cafe:
(2) 12,721 SF



Other:
(3) 694 SF

