



# **Powell County High School (Powell County)**

**Impact Kentucky Working Conditions Survey  
2023-24 Impact KY Survey**



Report created by  
Panorama Education



# Summary

Topic Description	Results	Comparison
<p><b>Educating All Students</b></p> <p>Faculty perceptions of their readiness to address issues of diversity.</p>	<p><b>67%</b></p> <p>▲ 1 since last survey</p>	<p><b>65%</b> Kentucky High Schools</p> <p><b>69%</b> Kentucky</p> <p><b>68%</b> Powell County</p>
<p><b>Emotional Well-Being and Belonging</b></p> <p>Perceptions of educator well being, efficacy, and belonging</p>	<p><b>49%</b></p> <p>▲ 12 since last survey</p>	<p><b>53%</b> Kentucky High Schools</p> <p><b>55%</b> Kentucky</p> <p><b>53%</b> Powell County</p>
<p><b>Feedback and Coaching</b></p> <p>Perceptions of the amount and quality of feedback faculty and staff receive.</p>	<p><b>57%</b></p> <p>0 since last survey</p>	<p><b>50%</b> Kentucky High Schools</p> <p><b>58%</b> Kentucky</p> <p><b>59%</b> Powell County</p>
<p><b>Managing Student Behavior</b></p> <p>Perceptions of the management of student behavior in the classroom and school</p>	<p><b>69%</b></p> <p>▲ 20 since last survey</p>	<p><b>61%</b> Kentucky High Schools</p> <p><b>66%</b> Kentucky</p> <p><b>62%</b> Powell County</p>
<p><b>Professional Learning</b></p> <p>Perceptions of the amount and quality of professional growth and learning opportunities available to faculty and staff.</p>	<p><b>63%</b></p> <p>▲ 10 since last survey</p>	<p><b>53%</b> Kentucky High Schools</p> <p><b>60%</b> Kentucky</p> <p><b>62%</b> Powell County</p>
<p><b>Resources</b></p> <p>Perceptions of the adequacy of the school's resources.</p>	<p><b>38%</b></p> <p>▲ 10 since last survey</p>	<p><b>49%</b> Kentucky High Schools</p> <p><b>50%</b> Kentucky</p> <p><b>45%</b> Powell County</p>
<p><b>School Climate</b></p> <p>Perceptions of the overall social and learning climate of the school.</p>	<p><b>53%</b></p> <p>▲ 16 since last survey</p>	<p><b>54%</b> Kentucky High Schools</p> <p><b>63%</b> Kentucky</p> <p><b>57%</b> Powell County</p>



### School Leadership

Perceptions of the school leadership's effectiveness.

**74%**

**▲ 16**

since last survey

**62%** Kentucky High Schools

**67%** Kentucky

**65%** Powell County

### Staff-Leadership Relationships

Perceptions of faculty and staff relationships with school leaders.

**83%**

**▲ 7**

since last survey

**75%** Kentucky High Schools

**78%** Kentucky

**76%** Powell County

46 responses



# Educating All Students

Your average

**67%**

46 responses

Change

**▲ 1**

since last survey

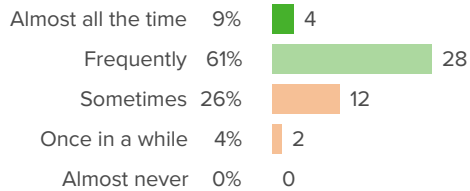
School Type average: **65%** Kentucky High Schools

State average: **69%** Kentucky

District average: **68%** Powell County

## How did people respond?

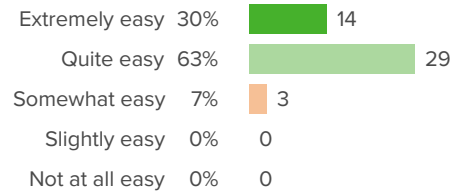
### Q.1: How often do teachers use assessment data to inform their instruction?



▼ 5 from last survey

Favorable: **70%**

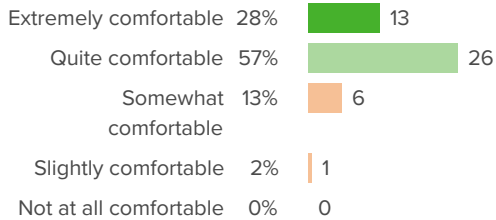
### Q.2: How easy do you find interacting with students at your school who are from a different cultural background than your own?



▲ 10 from last survey

Favorable: **93%**

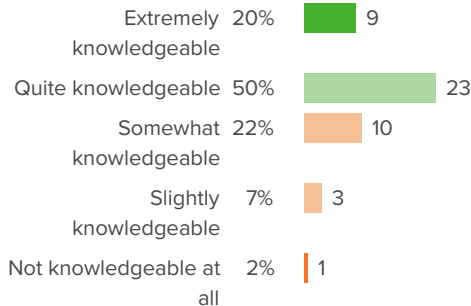
### Q.3: How comfortable would you be incorporating new material about people from different backgrounds into your curriculum?



▲ 4 from last survey

Favorable: **85%**

### Q.4: How knowledgeable are you regarding where to find resources for working with students who have unique learning needs?

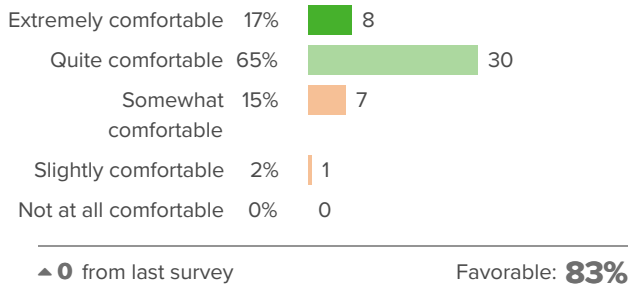


▲ 6 from last survey

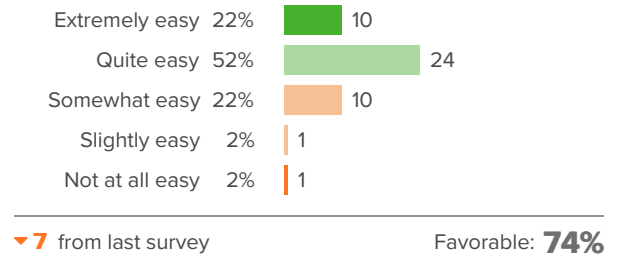
Favorable: **70%**



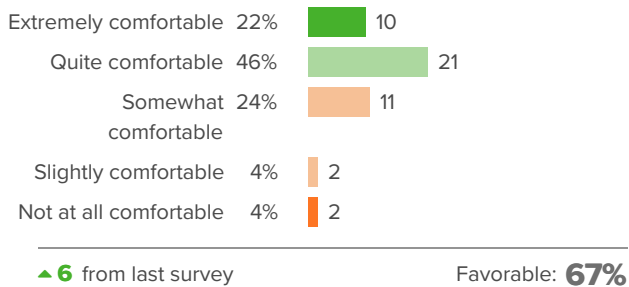
**Q.5: If students from different backgrounds struggled to get along in your class, how comfortable would you be intervening?**



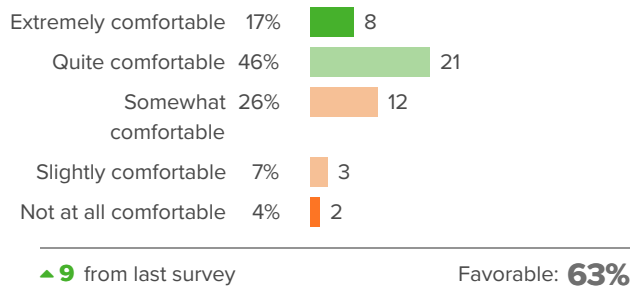
**Q.6: How easy would it be for you to teach a class with groups of students from very different religions from each other?**



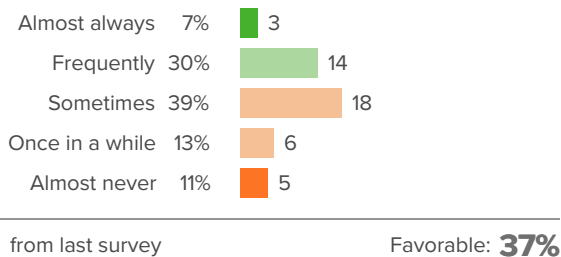
**Q.7: In response to events that might be occurring in the world, how comfortable would you be having conversations about race with your students?**



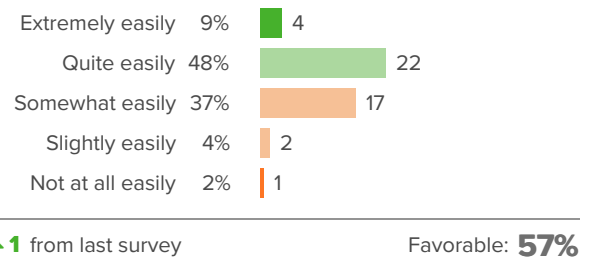
**Q.8: How comfortable would you be having a student who could not communicate well with anyone in class because his/her home language was unique?**



**Q.9: How often do adults at your school have important conversations about sensitive issues of diversity, even when they might be uncomfortable?**

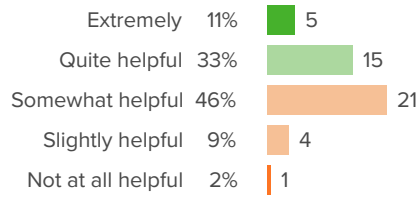


**Q.10: When a sensitive issue of diversity arises in class, how easily can you think of strategies to address the situation?**





**Q.11: When it comes to promoting culturally responsive practices, how helpful are your colleagues' ideas for improving your practice?**



▼ **13** from last survey

Favorable: **43%**



# Emotional Well-Being and Belonging

Your average

**49%**

46 responses

Change

**▲ 12**

since last survey

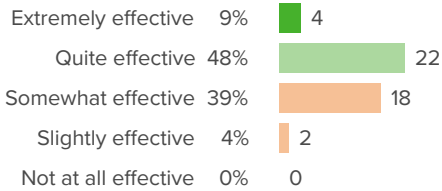
School Type average: **53%** Kentucky High Schools

State average: **55%** Kentucky

District average: **53%** Powell County

## How did people respond?

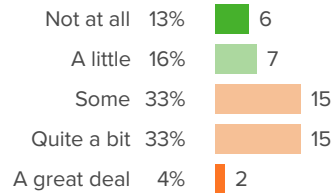
### Q.1: How effective do you feel at your job right now?



▲ 20 from last survey

Favorable: **57%**

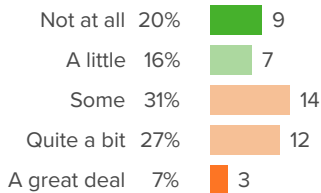
### Q.2: How concerned are you about the emotional well-being of your colleagues as a result of their work?



▲ 18 from last survey

Favorable: **29%**

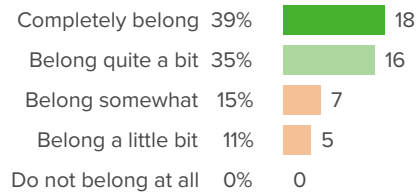
### Q.3: How concerned are you about your own emotional well-being as a result of your work?



▲ 17 from last survey

Favorable: **36%**

### Q.4: Overall, how much do you feel like you belong at your school?



▼ 7 from last survey

Favorable: **74%**



# Feedback and Coaching

Your average

**57%**

46 responses

Change

**0**

since last survey

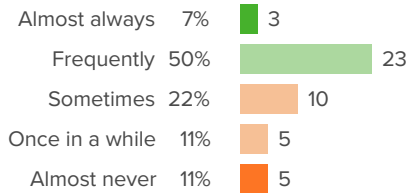
School Type average: **50%** Kentucky High Schools

State average: **58%** Kentucky

District average: **59%** Powell County

## How did people respond?

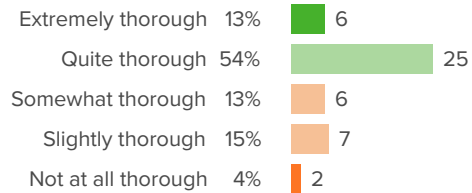
### Q.1: How often do you receive feedback on your teaching?



▼ **10** from last survey

Favorable: **57%**

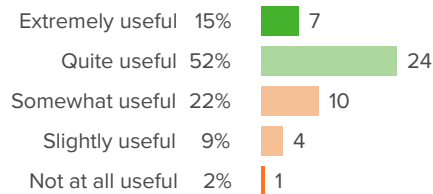
### Q.2: At your school, how thorough is the feedback you receive in covering all aspects of your role as a teacher?



▲ **14** from last survey

Favorable: **67%**

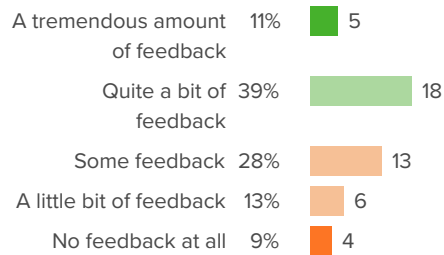
### Q.3: How useful do you find the feedback you receive on your teaching?



▲ **6** from last survey

Favorable: **67%**

### Q.4: How much feedback do you receive on your teaching?



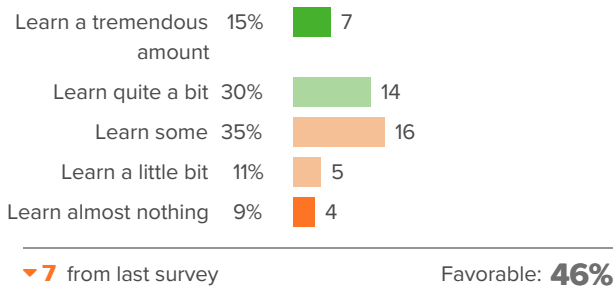
▼ **3** from last survey

Favorable: **50%**





**Q.5: How much do you learn from the teacher evaluation processes at your school?**





# Managing Student Behavior

Your average

**69%**

46 responses

Change

**▲ 20**

since last survey

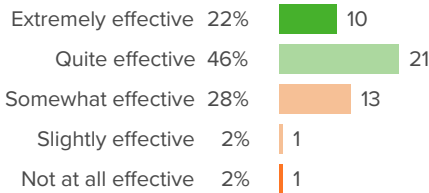
School Type average: **61%** Kentucky High Schools

State average: **66%** Kentucky

District average: **62%** Powell County

## How did people respond?

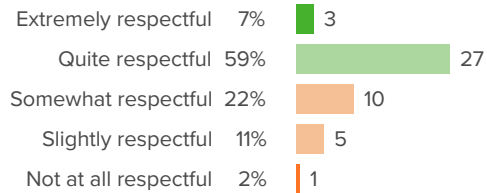
**Q.1: How effective are the school leaders at developing rules for students that facilitate their learning?**



▲ 18 from last survey

Favorable: **67%**

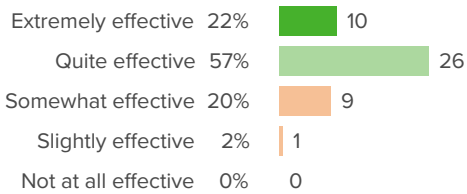
**Q.2: How respectful are the relationships between teachers and students?**



▲ 23 from last survey

Favorable: **65%**

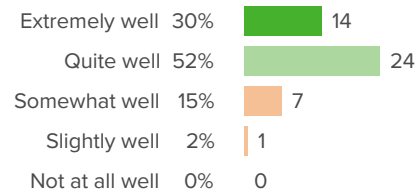
**Q.3: How effective do you think you are at managing disruptive classes?**



▲ 22 from last survey

Favorable: **78%**

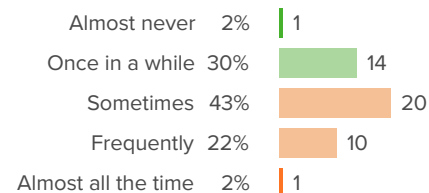
**Q.4: How well do school administrators support teachers' classroom management efforts?**



▲ 22 from last survey

Favorable: **83%**

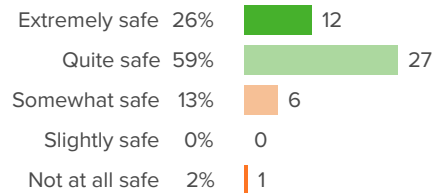
**Q.5: How often does student misconduct disrupt the learning environment at your school?**



▲ 16 from last survey

Favorable: **33%**

**Q.6: Overall, how safe is the school environment?**



▲ 18 from last survey

Favorable: **85%**



# Professional Learning

Your average

# 63%

46 responses

Change

# ▲ 10

since last survey

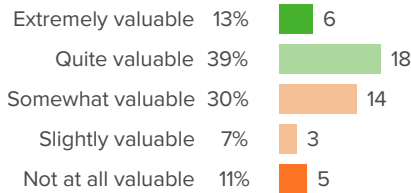
School Type average: **53%** Kentucky High Schools

State average: **60%** Kentucky

District average: **62%** Powell County

## How did people respond?

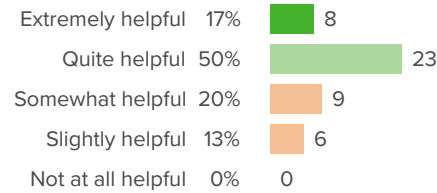
### Q.1: At your school, how valuable are the available professional development opportunities?



▼ 1 from last survey

Favorable: **52%**

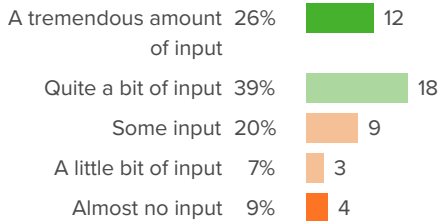
### Q.2: How helpful are your colleagues' ideas for improving your teaching?



▲ 9 from last survey

Favorable: **67%**

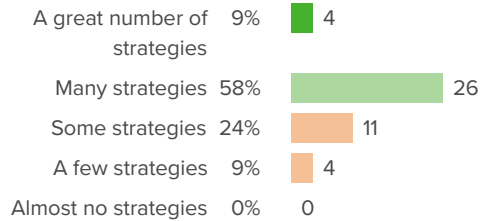
### Q.3: How much input do you have into individualizing your own professional development opportunities?



▲ 29 from last survey

Favorable: **65%**

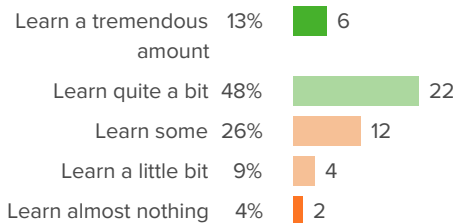
### Q.4: Through working at your school, how many new teaching strategies have you learned?



▼ 2 from last survey

Favorable: **67%**

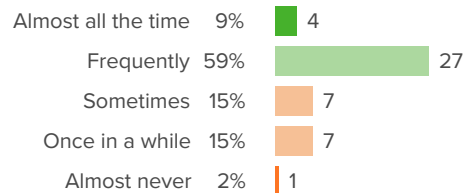
### Q.5: Overall, how much do you learn about teaching from the leaders at your school?



▲ 4 from last survey

Favorable: **61%**

### Q.6: How often do your professional development opportunities help you explore new ideas?

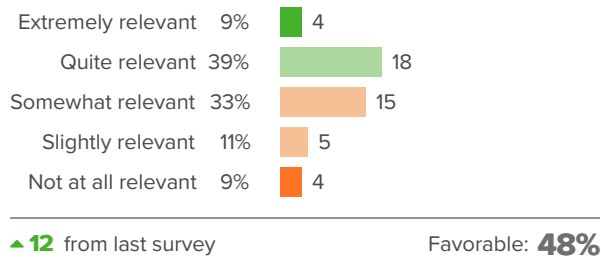


▲ 17 from last survey

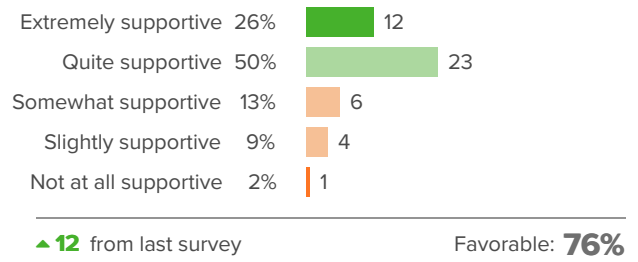
Favorable: **67%**



**Q.7: How relevant have your professional development opportunities been to the content that you teach?**



**Q.8: Overall, how supportive has the school been of your growth as a teacher?**





# Resources

Your average

**38%**

46 responses

Change

**▲ 10**

since last survey

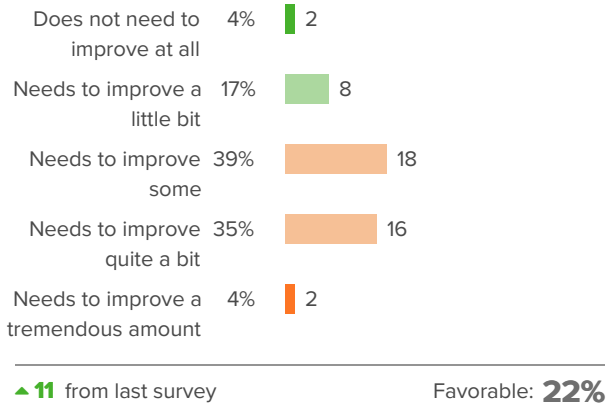
School Type average: **49%** Kentucky High Schools

State average: **50%** Kentucky

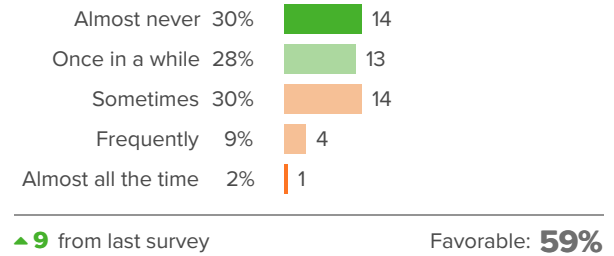
District average: **45%** Powell County

## How did people respond?

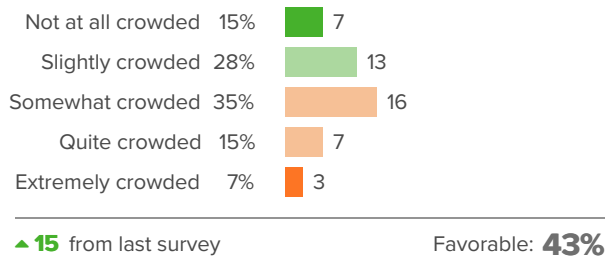
### Q.1: To what extent does the quality of the resources at your school need to improve?



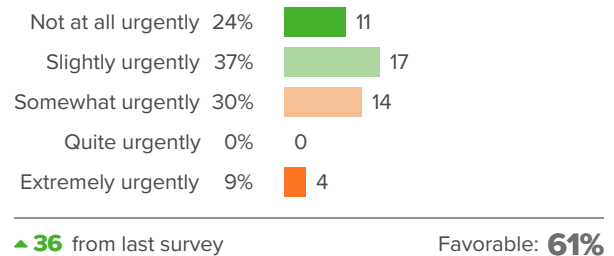
### Q.2: When students need help from an adult, how often do they have to wait to get that help?



### Q.3: At your school, how crowded do the learning spaces feel?

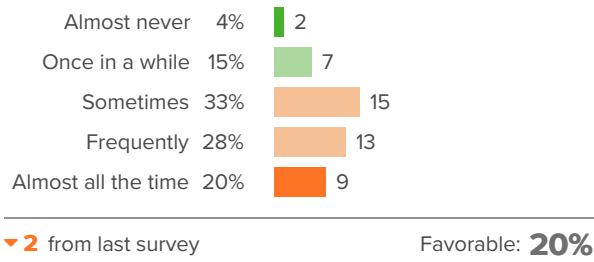


### Q.4: How urgently does your school's technology need to be updated?

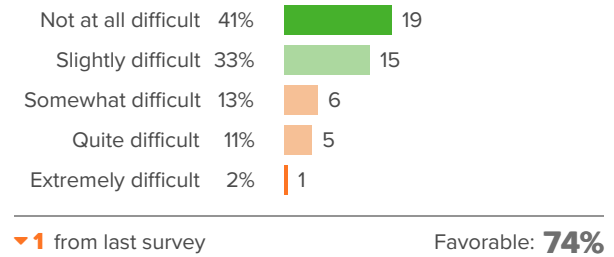




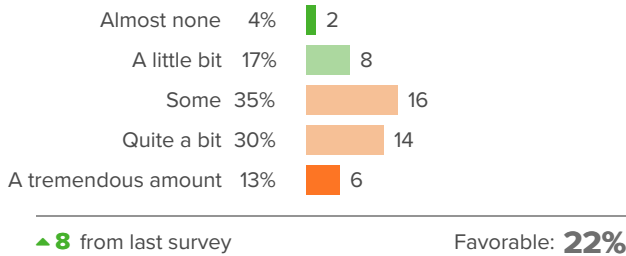
**Q.5: How often do your school's facilities need repairs?**



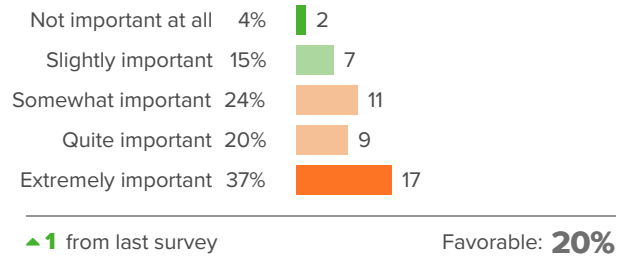
**Q.6: For students who need extra support, how difficult is it for them to get the support that they need?**



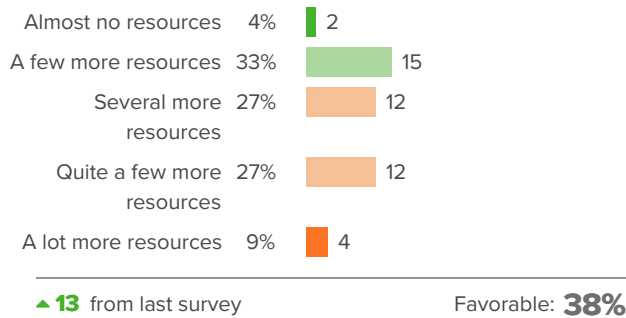
**Q.7: How much of your own money do you spend on your classroom?**



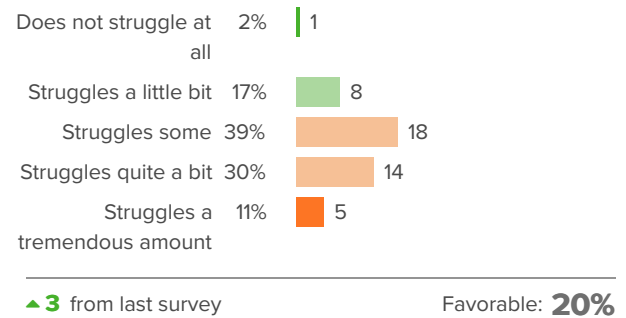
**Q.8: How important is it for your school to hire more specialists to help students?**



**Q.9: How many more resources do you need to adequately support your students' learning?**

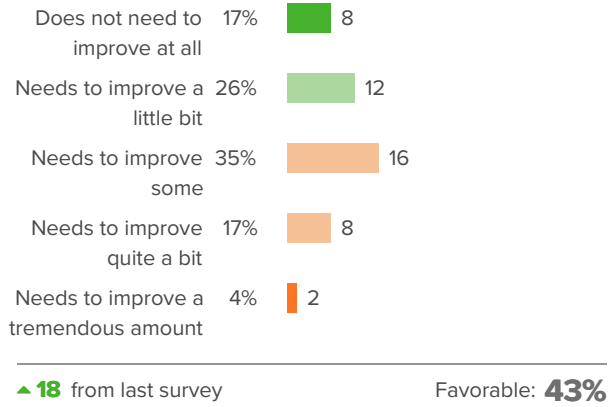


**Q.10: Overall, how much does your school struggle due to a lack of resources?**





**Q.11: To what extent does the access to instructional technology, including computers, printers, software and Internet access at your school need to improve?**





# School Climate

Your average

# 53%

46 responses

Change

# ▲ 16

since last survey

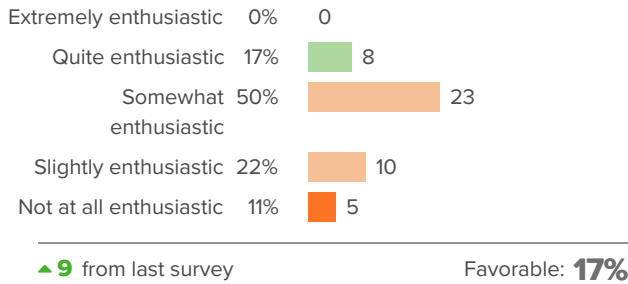
School Type average: **54%** Kentucky High Schools

State average: **63%** Kentucky

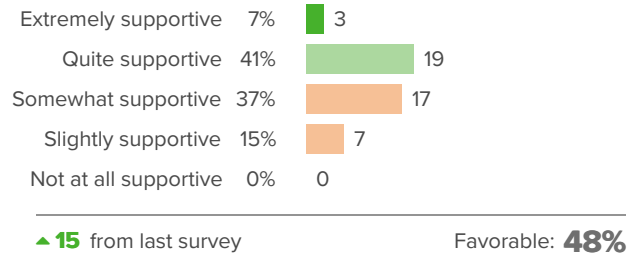
District average: **57%** Powell County

## How did people respond?

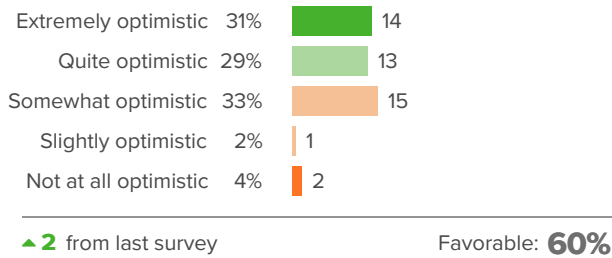
### Q.1: On most days, how enthusiastic are the students about being at school?



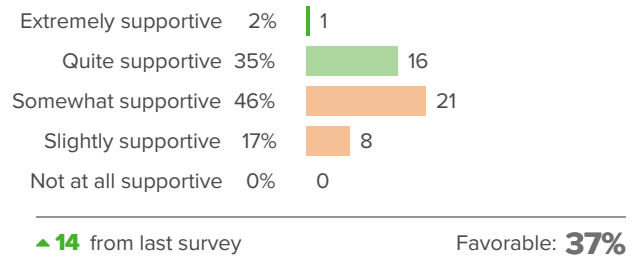
### Q.2: When new initiatives to improve teaching are presented at your school, how supportive are your colleagues?



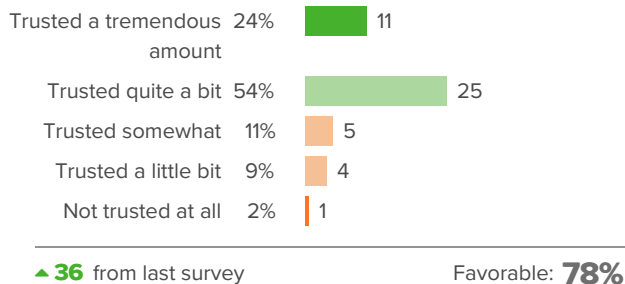
### Q.3: How optimistic are you that your school will improve in the future?



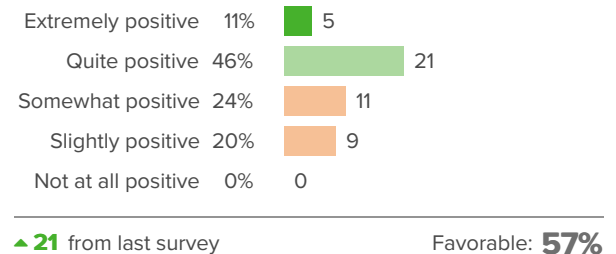
### Q.4: How supportive are students in their interactions with each other?



### Q.5: To what extent are teachers trusted to teach in the way they think is best?



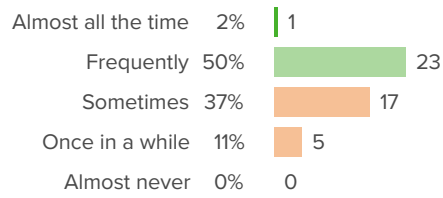
### Q.6: How positive are the attitudes of your colleagues?





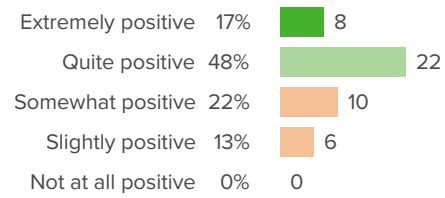


**Q.7: How often do you see students helping each other without being prompted?**



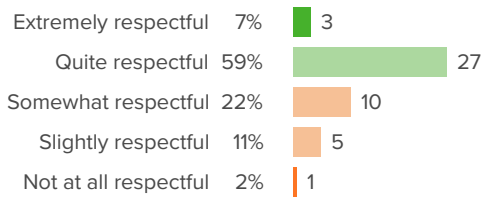
▲ **10** from last survey Favorable: **52%**

**Q.8: Overall, how positive is the working environment at your school?**



▲ **15** from last survey Favorable: **65%**

**Q.9: How respectful are the relationships between teachers and students?**



▲ **23** from last survey Favorable: **65%**



# School Leadership

Your average

**74%**

46 responses

Change

**▲ 16**

since last survey

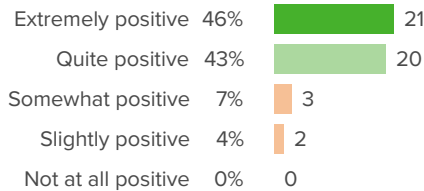
School Type average: **62%** Kentucky High Schools

State average: **67%** Kentucky

District average: **65%** Powell County

## How did people respond?

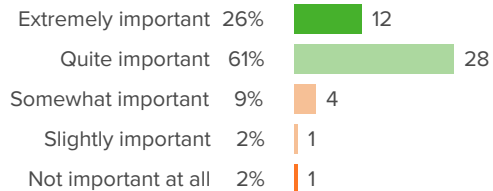
### Q.1: How positive is the tone that school leaders set for the culture of the school?



▲ 11 from last survey

Favorable: **89%**

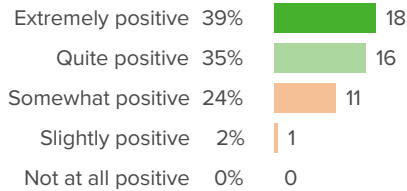
### Q.2: For your school leaders, how important is teacher satisfaction?



▲ 29 from last survey

Favorable: **87%**

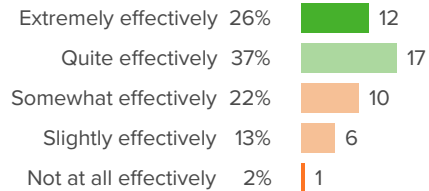
### Q.3: Overall, how positive is the influence of the school leaders on the quality of your teaching?



▲ 16 from last survey

Favorable: **74%**

### Q.4: How effectively do school leaders communicate important information to teachers?

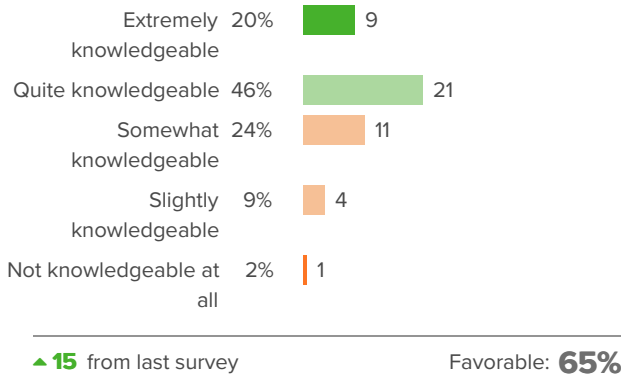


▼ 4 from last survey

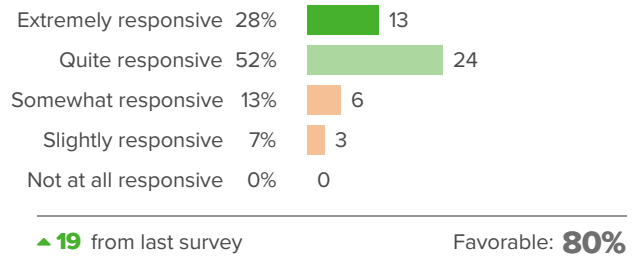
Favorable: **63%**



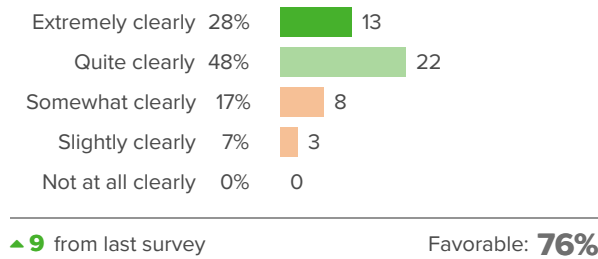
**Q.5: How knowledgeable are your school leaders about what is going on in teachers' classrooms?**



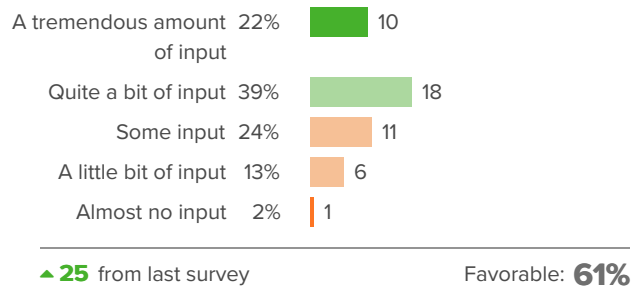
**Q.6: How responsive are school leaders to your feedback?**



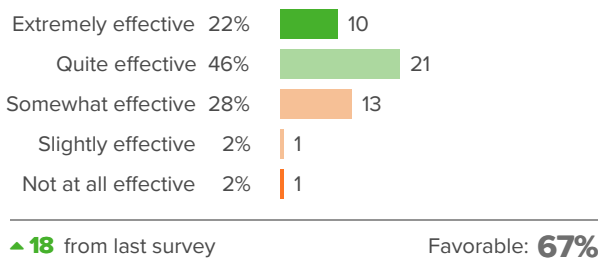
**Q.7: How clearly do your school leaders identify their goals for teachers?**



**Q.8: When the school makes important decisions, how much input do teachers have?**



**Q.9: How effective are the school leaders at developing rules for students that facilitate their learning?**





# Staff-Leadership Relationships

Your average

# 83%

46 responses

Change

# ▲ 7

since last survey

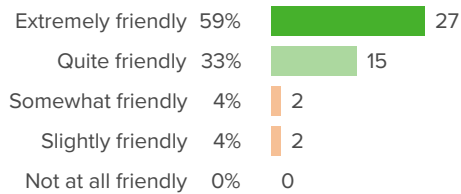
School Type average: **75%** Kentucky High Schools

State average: **78%** Kentucky

District average: **76%** Powell County

## How did people respond?

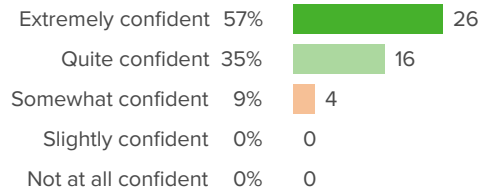
### Q.1: How friendly are your school leaders toward you?



▲ 2 from last survey

Favorable: **91%**

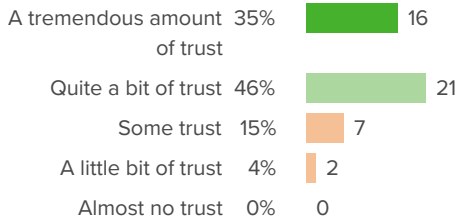
### Q.2: How confident are you that your school leaders have the best interests of the school in mind?



▲ 5 from last survey

Favorable: **91%**

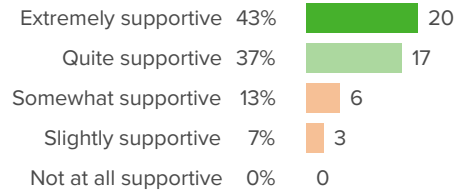
### Q.3: How much trust exists between school leaders and faculty?



▲ 22 from last survey

Favorable: **80%**

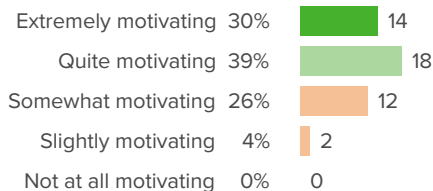
### Q.4: When you face challenges at work, how supportive are your school leaders?



▲ 13 from last survey

Favorable: **80%**

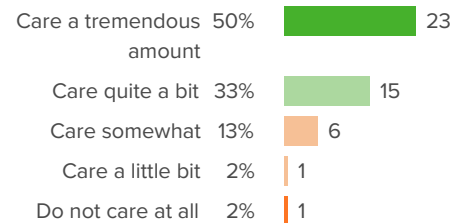
### Q.5: At your school, how motivating do you find working with the leadership team?



▲ 23 from last survey

Favorable: **70%**

### Q.6: How much do your school leaders care about you as an individual?

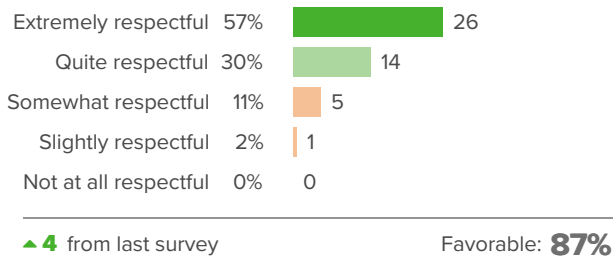


▲ 2 from last survey

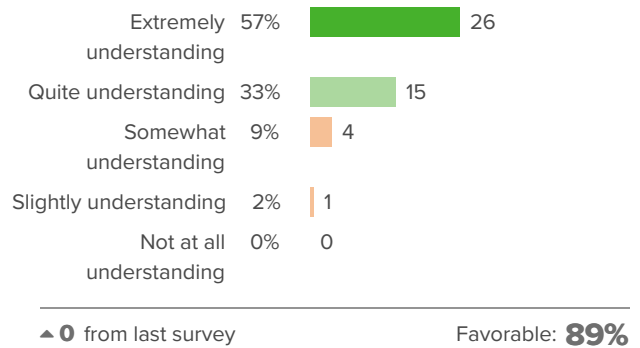
Favorable: **83%**



**Q.7: How respectful are your school leaders towards you?**



**Q.8: When challenges arise in your personal life, how understanding are your school leaders?**



**Q.9: How fairly does the school leadership treat the faculty?**

