



Newport Intermediate School (Newport Independent)

**Impact Kentucky Working Conditions Survey
2023-24 Impact KY Survey**



Report created by
Panorama Education



Summary

Topic Description	Results	Comparison
Educating All Students Faculty perceptions of their readiness to address issues of diversity.	80% ▲ 7 since last survey	71% Newport Independent 72% Kentucky Elementary Schools 69% Kentucky
Emotional Well-Being and Belonging Perceptions of educator well being, efficacy, and belonging	58% ▲ 20 since last survey	44% Newport Independent 56% Kentucky Elementary Schools 55% Kentucky
Feedback and Coaching Perceptions of the amount and quality of feedback faculty and staff receive.	75% ▲ 35 since last survey	50% Newport Independent 62% Kentucky Elementary Schools 58% Kentucky
Managing Student Behavior Perceptions of the management of student behavior in the classroom and school	53% ▲ 19 since last survey	45% Newport Independent 69% Kentucky Elementary Schools 66% Kentucky
Professional Learning Perceptions of the amount and quality of professional growth and learning opportunities available to faculty and staff.	71% ▲ 28 since last survey	53% Newport Independent 65% Kentucky Elementary Schools 60% Kentucky
Resources Perceptions of the adequacy of the school's resources.	57% ▲ 3 since last survey	55% Newport Independent 51% Kentucky Elementary Schools 50% Kentucky



School Climate

Perceptions of the overall social and learning climate of the school.

63%

▲ 30

since last survey

45%

Newport Independent

71%

Kentucky Elementary Schools

63%

Kentucky

School Leadership

Perceptions of the school leadership's effectiveness.

77%

▲ 25

since last survey

51%

Newport Independent

71%

Kentucky Elementary Schools

67%

Kentucky

Staff-Leadership Relationships

Perceptions of faculty and staff relationships with school leaders.

88%

▲ 27

since last survey

64%

Newport Independent

80%

Kentucky Elementary Schools

78%

Kentucky

36 responses



Educating All Students

Your average

80%

36 responses

Change

▲ 7

since last survey

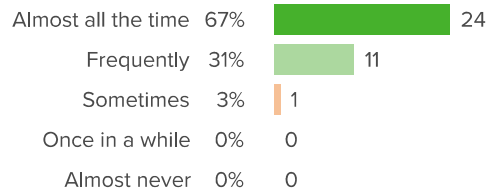
District average: **71%** Newport Independent

School Type average: **72%** Kentucky Elementary Schools

State average: **69%** Kentucky

How did people respond?

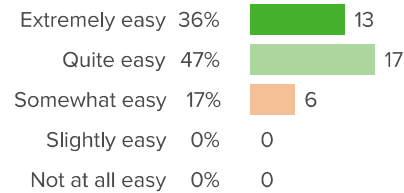
Q.1: How often do teachers use assessment data to inform their instruction?



▲ 5 from last survey

Favorable: **97%**

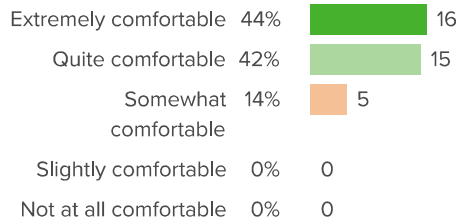
Q.2: How easy do you find interacting with students at your school who are from a different cultural background than your own?



▼ 7 from last survey

Favorable: **83%**

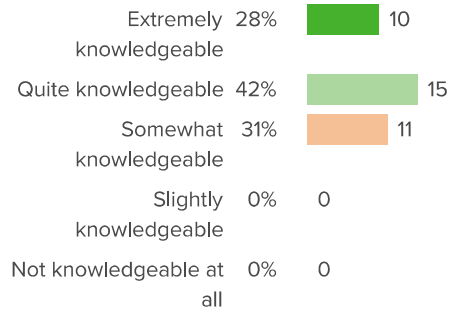
Q.3: How comfortable would you be incorporating new material about people from different backgrounds into your curriculum?



▼ 2 from last survey

Favorable: **86%**

Q.4: How knowledgeable are you regarding where to find resources for working with students who have unique learning needs?

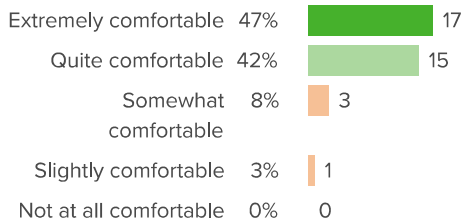


▲ 2 from last survey

Favorable: **69%**



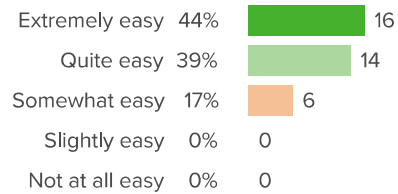
Q.5: If students from different backgrounds struggled to get along in your class, how comfortable would you be intervening?



▲ 1 from last survey

Favorable: **89%**

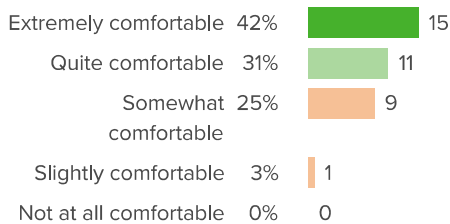
Q.6: How easy would it be for you to teach a class with groups of students from very different religions from each other?



▲ 2 from last survey

Favorable: **83%**

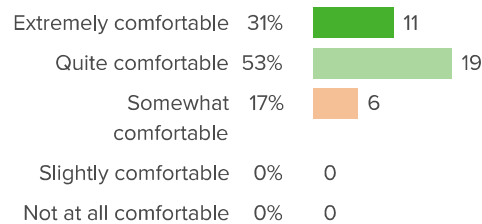
Q.7: In response to events that might be occurring in the world, how comfortable would you be having conversations about race with your students?



▼ 5 from last survey

Favorable: **72%**

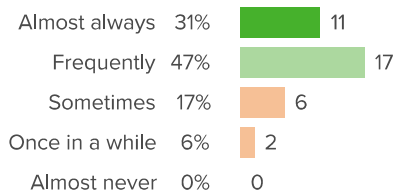
Q.8: How comfortable would you be having a student who could not communicate well with anyone in class because his/her home language was unique?



▲ 23 from last survey

Favorable: **83%**

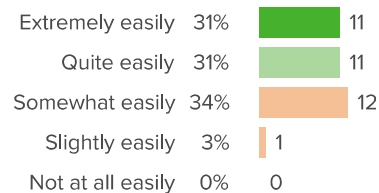
Q.9: How often do adults at your school have important conversations about sensitive issues of diversity, even when they might be uncomfortable?



▲ 34 from last survey

Favorable: **78%**

Q.10: When a sensitive issue of diversity arises in class, how easily can you think of strategies to address the situation?

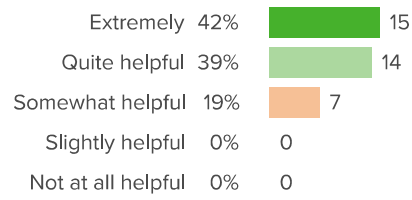


▲ 5 from last survey

Favorable: **63%**



Q.11: When it comes to promoting culturally responsive practices, how helpful are your colleagues' ideas for improving your practice?



▲ 18 from last survey

Favorable: **81%**



Emotional Well-Being and Belonging

Your average

58%

36 responses

Change

▲ 20

since last survey

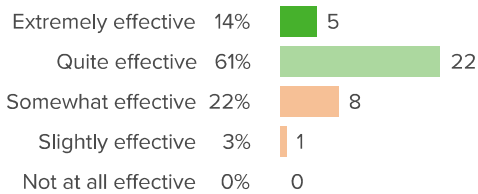
District average: **44%** Newport Independent

School Type average: **56%** Kentucky Elementary Schools

State average: **55%** Kentucky

How did people respond?

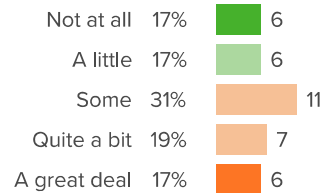
Q.1: How effective do you feel at your job right now?



▲ 27 from last survey

Favorable: **75%**

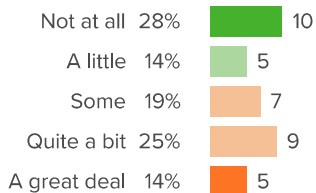
Q.2: How concerned are you about the emotional well-being of your colleagues as a result of their work?



▲ 25 from last survey

Favorable: **33%**

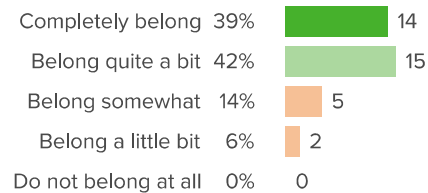
Q.3: How concerned are you about your own emotional well-being as a result of your work?



▲ 11 from last survey

Favorable: **42%**

Q.4: Overall, how much do you feel like you belong at your school?



▲ 18 from last survey

Favorable: **81%**



Feedback and Coaching

Your average

75%

36 responses

Change

▲ 35

since last survey

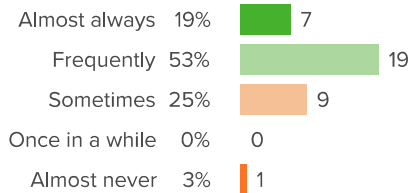
District average: **50%** Newport Independent

School Type average: **62%** Kentucky Elementary Schools

State average: **58%** Kentucky

How did people respond?

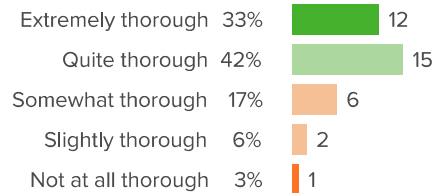
Q.1: How often do you receive feedback on your teaching?



▲ **22** from last survey

Favorable: **72%**

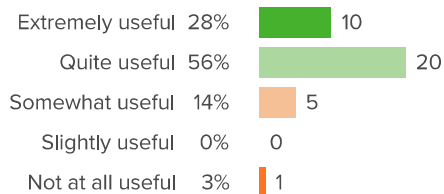
Q.2: At your school, how thorough is the feedback you receive in covering all aspects of your role as a teacher?



▲ **28** from last survey

Favorable: **75%**

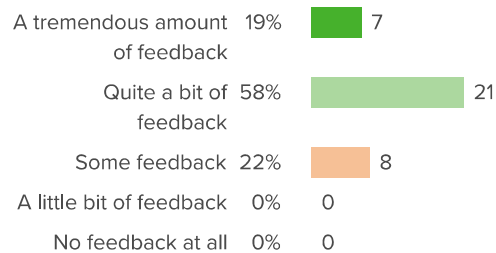
Q.3: How useful do you find the feedback you receive on your teaching?



▲ **39** from last survey

Favorable: **83%**

Q.4: How much feedback do you receive on your teaching?

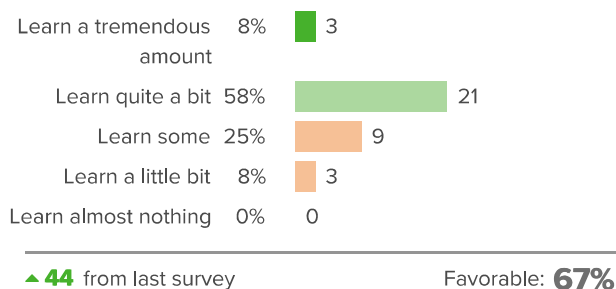


▲ **43** from last survey

Favorable: **78%**



Q.5: How much do you learn from the teacher evaluation processes at your school?





Managing Student Behavior

Your average

53%

36 responses

Change

▲ 19

since last survey

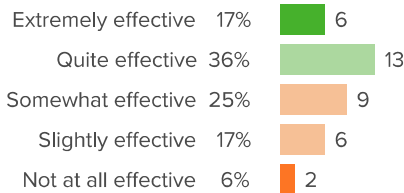
District average: **45%** Newport Independent

School Type average: **69%** Kentucky Elementary Schools

State average: **66%** Kentucky

How did people respond?

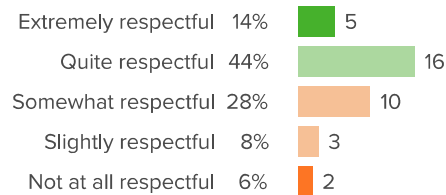
Q.1: How effective are the school leaders at developing rules for students that facilitate their learning?



▲ 30 from last survey

Favorable: **53%**

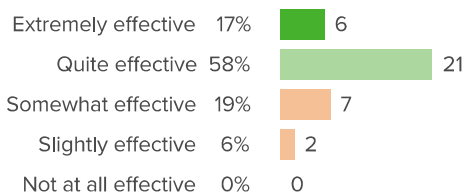
Q.2: How respectful are the relationships between teachers and students?



▲ 25 from last survey

Favorable: **58%**

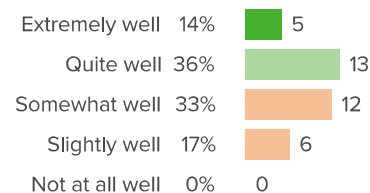
Q.3: How effective do you think you are at managing disruptive classes?



▲ 10 from last survey

Favorable: **75%**

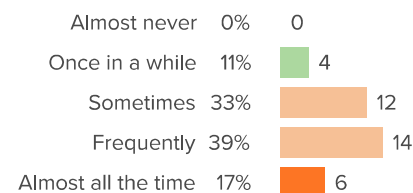
Q.4: How well do school administrators support teachers' classroom management efforts?



▲ 19 from last survey

Favorable: **50%**

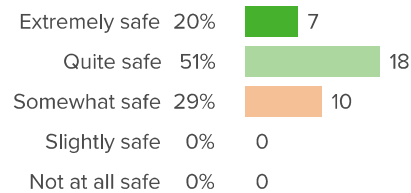
Q.5: How often does student misconduct disrupt the learning environment at your school?



▲ 9 from last survey

Favorable: **11%**

Q.6: Overall, how safe is the school environment?



▲ 19 from last survey

Favorable: **71%**



Professional Learning

Your average

71%

36 responses

Change

▲ 28

since last survey

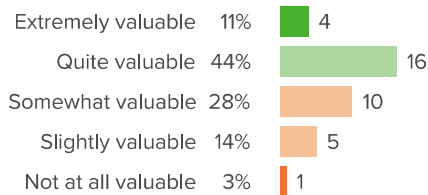
District average: 53% Newport Independent

School Type average: 65% Kentucky Elementary Schools

State average: 60% Kentucky

How did people respond?

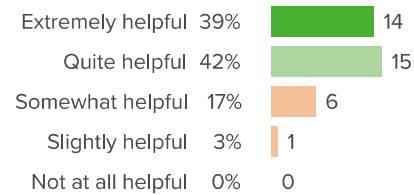
Q.1: At your school, how valuable are the available professional development opportunities?



▲ 18 from last survey

Favorable: 56%

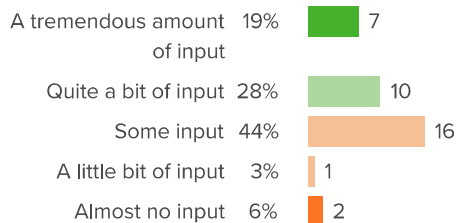
Q.2: How helpful are your colleagues' ideas for improving your teaching?



▲ 23 from last survey

Favorable: 81%

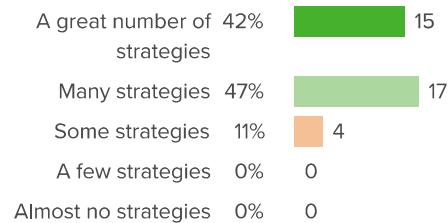
Q.3: How much input do you have into individualizing your own professional development opportunities?



▲ 14 from last survey

Favorable: 47%

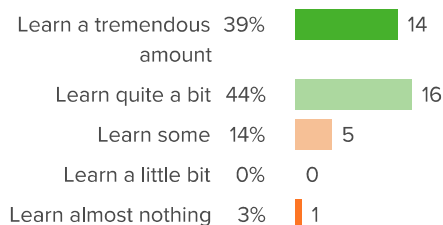
Q.4: Through working at your school, how many new teaching strategies have you learned?



▲ 22 from last survey

Favorable: 89%

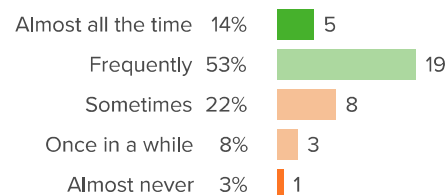
Q.5: Overall, how much do you learn about teaching from the leaders at your school?



▲ 52 from last survey

Favorable: 83%

Q.6: How often do your professional development opportunities help you explore new ideas?

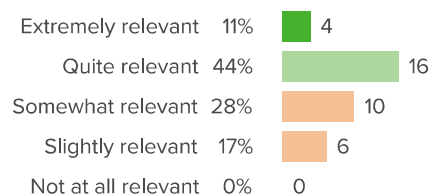


▲ 42 from last survey

Favorable: 67%



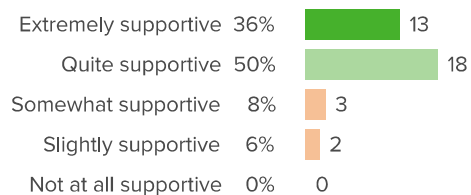
Q.7: How relevant have your professional development opportunities been to the content that you teach?



▲ 16 from last survey

Favorable: 56%

Q.8: Overall, how supportive has the school been of your growth as a teacher?



▲ 32 from last survey

Favorable: 86%



Resources

Your average

57%

36 responses

Change

▲ 3

since last survey

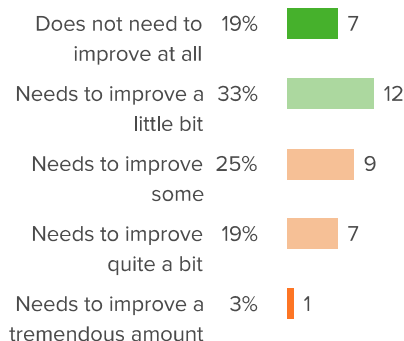
District average: **55%** Newport Independent

School Type average: **51%** Kentucky Elementary Schools

State average: **50%** Kentucky

How did people respond?

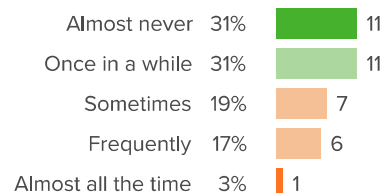
Q.1: To what extent does the quality of the resources at your school need to improve?



▲ 13 from last survey

Favorable: **53%**

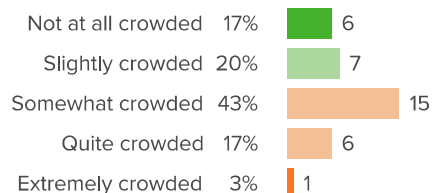
Q.2: When students need help from an adult, how often do they have to wait to get that help?



▲ 7 from last survey

Favorable: **61%**

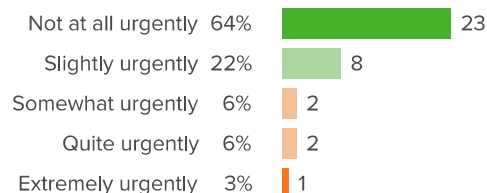
Q.3: At your school, how crowded do the learning spaces feel?



▼ 32 from last survey

Favorable: **37%**

Q.4: How urgently does your school's technology need to be updated?

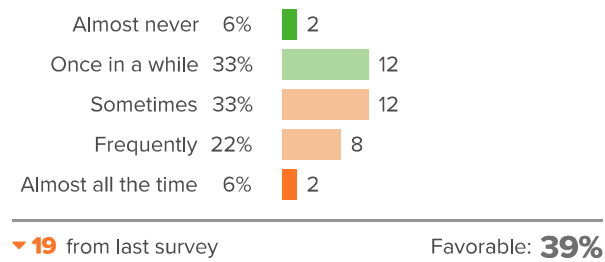


▼ 6 from last survey

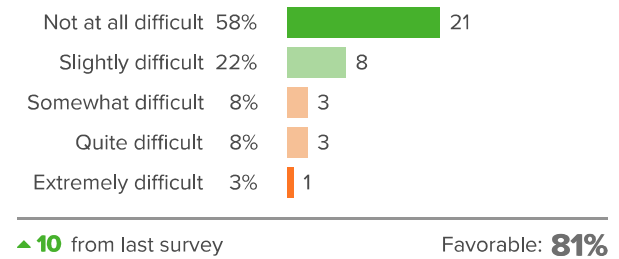
Favorable: **86%**



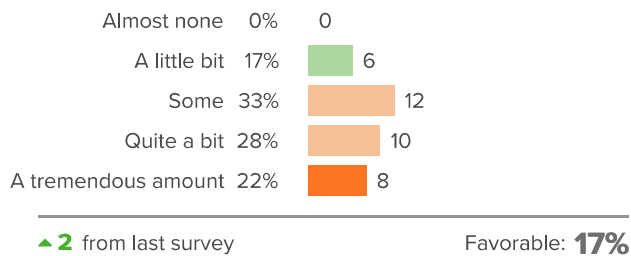
Q.5: How often do your school's facilities need repairs?



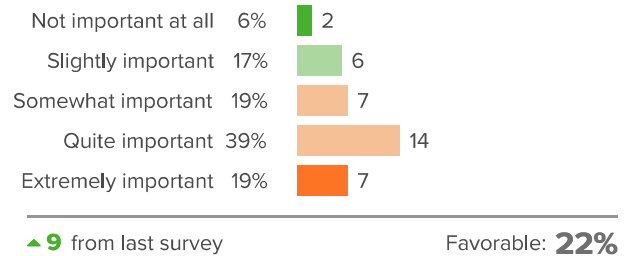
Q.6: For students who need extra support, how difficult is it for them to get the support that they need?



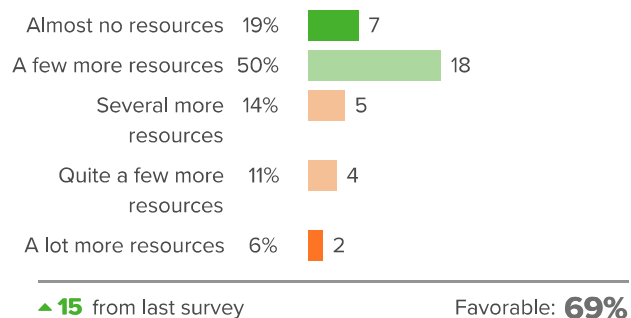
Q.7: How much of your own money do you spend on your classroom?



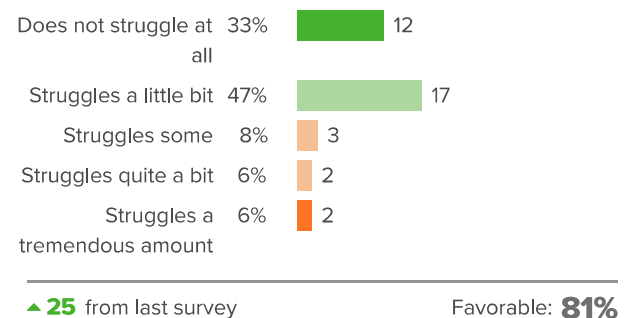
Q.8: How important is it for your school to hire more specialists to help students?



Q.9: How many more resources do you need to adequately support your students' learning?

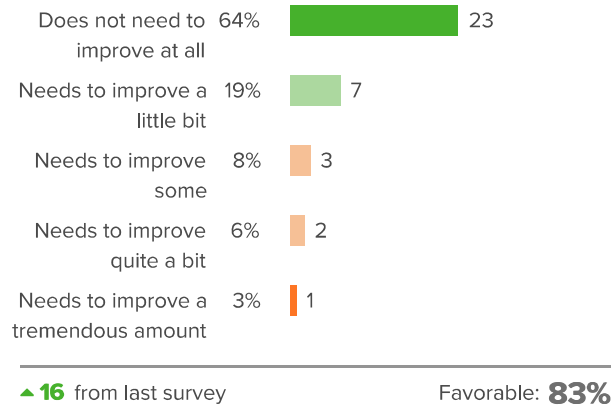


Q.10: Overall, how much does your school struggle due to a lack of resources?





Q.11: To what extent does the access to instructional technology, including computers, printers, software and Internet access at your school need to improve?





School Climate

Your average

63%

36 responses

Change

▲ 30

since last survey

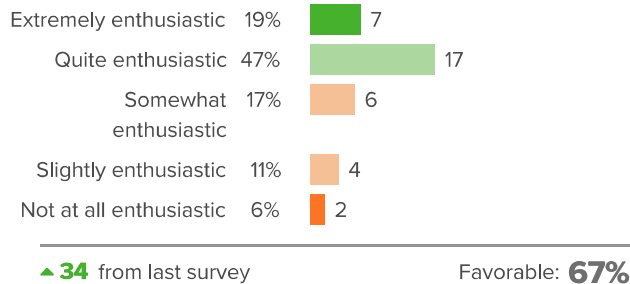
District average: **45%** Newport Independent

School Type average: **71%** Kentucky Elementary Schools

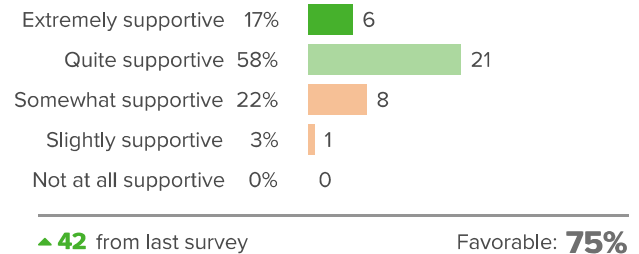
State average: **63%** Kentucky

How did people respond?

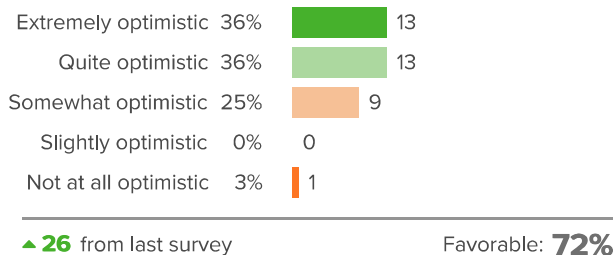
Q.1: On most days, how enthusiastic are the students about being at school?



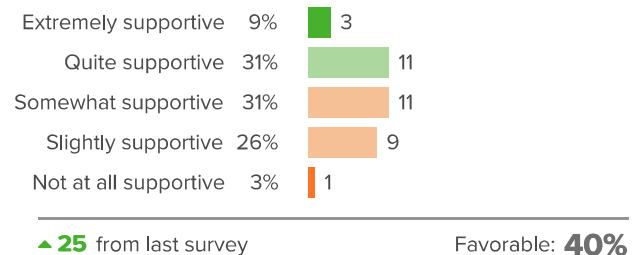
Q.2: When new initiatives to improve teaching are presented at your school, how supportive are your colleagues?



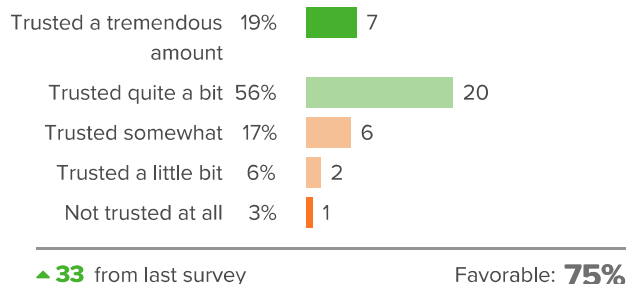
Q.3: How optimistic are you that your school will improve in the future?



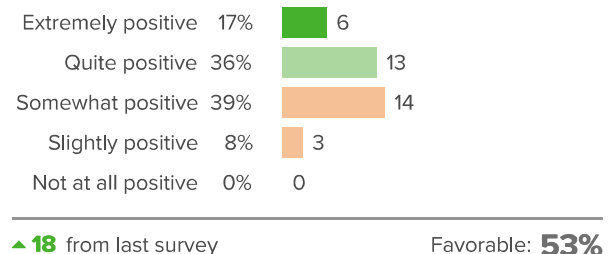
Q.4: How supportive are students in their interactions with each other?



Q.5: To what extent are teachers trusted to teach in the way they think is best?

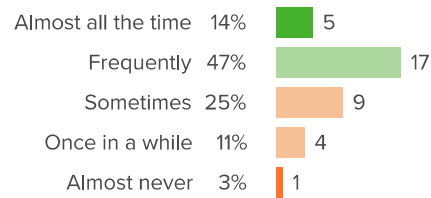


Q.6: How positive are the attitudes of your colleagues?





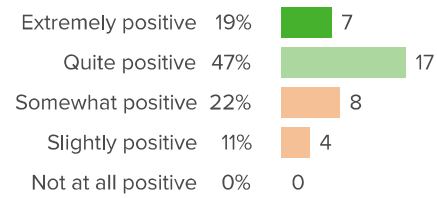
Q.7: How often do you see students helping each other without being prompted?



▲ 34 from last survey

Favorable: **61%**

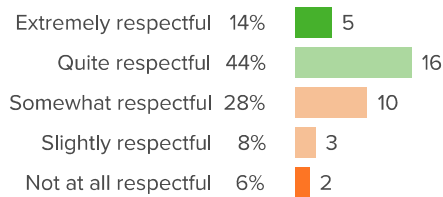
Q.8: Overall, how positive is the working environment at your school?



▲ 34 from last survey

Favorable: **67%**

Q.9: How respectful are the relationships between teachers and students?



▲ 25 from last survey

Favorable: **58%**



School Leadership

Your average

77%

36 responses

Change

▲ 25

since last survey

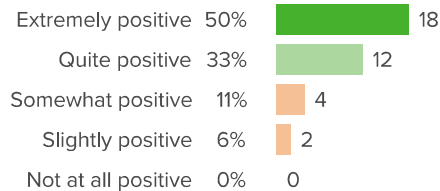
District average: **51%** Newport Independent

School Type average: **71%** Kentucky Elementary Schools

State average: **67%** Kentucky

How did people respond?

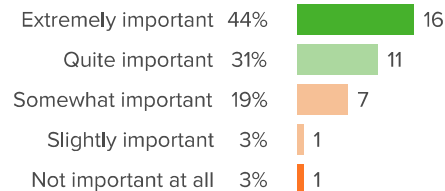
Q.1: How positive is the tone that school leaders set for the culture of the school?



▲ 14 from last survey

Favorable: **83%**

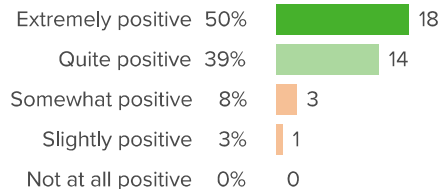
Q.2: For your school leaders, how important is teacher satisfaction?



▲ 27 from last survey

Favorable: **75%**

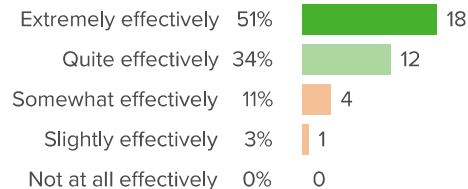
Q.3: Overall, how positive is the influence of the school leaders on the quality of your teaching?



▲ 31 from last survey

Favorable: **89%**

Q.4: How effectively do school leaders communicate important information to teachers?

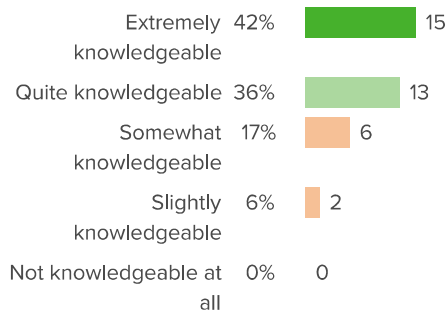


▲ 19 from last survey

Favorable: **86%**



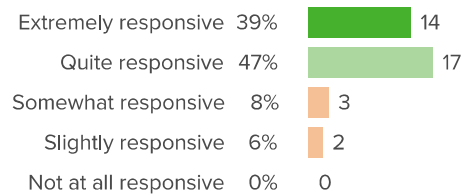
Q.5: How knowledgeable are your school leaders about what is going on in teachers' classrooms?



▲ 22 from last survey

Favorable: 78%

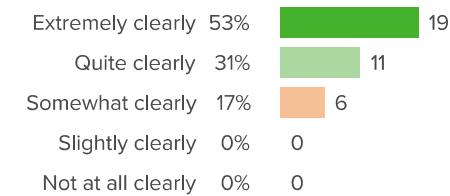
Q.6: How responsive are school leaders to your feedback?



▲ 30 from last survey

Favorable: 86%

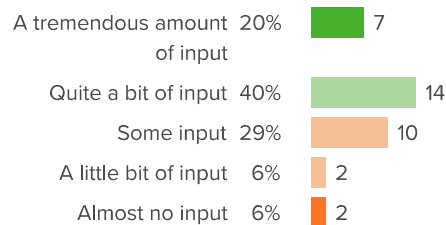
Q.7: How clearly do your school leaders identify their goals for teachers?



▲ 15 from last survey

Favorable: 83%

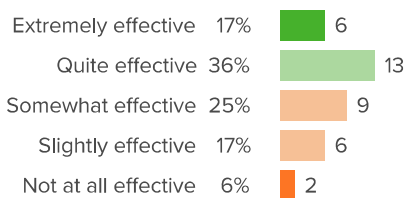
Q.8: When the school makes important decisions, how much input do teachers have?



▲ 33 from last survey

Favorable: 60%

Q.9: How effective are the school leaders at developing rules for students that facilitate their learning?



▲ 30 from last survey

Favorable: 53%



Staff-Leadership Relationships

Your average

88%

36 responses

Change

▲ 27

since last survey

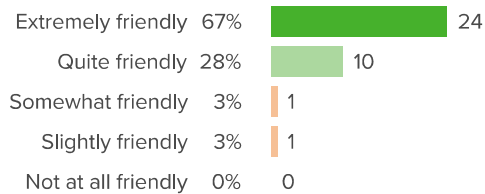
District average: **64%** Newport Independent

School Type average: **80%** Kentucky Elementary Schools

State average: **78%** Kentucky

How did people respond?

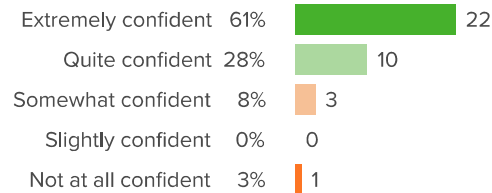
Q.1: How friendly are your school leaders toward you?



▲ 17 from last survey

Favorable: **94%**

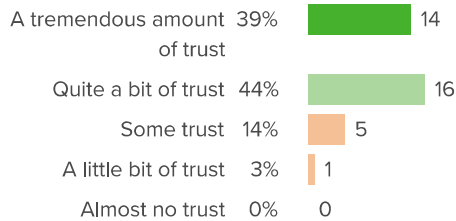
Q.2: How confident are you that your school leaders have the best interests of the school in mind?



▲ 12 from last survey

Favorable: **89%**

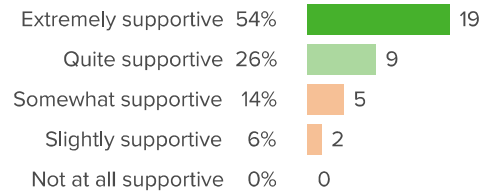
Q.3: How much trust exists between school leaders and faculty?



▲ 31 from last survey

Favorable: **83%**

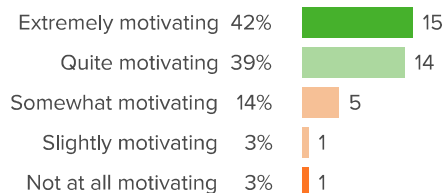
Q.4: When you face challenges at work, how supportive are your school leaders?



▲ 30 from last survey

Favorable: **80%**

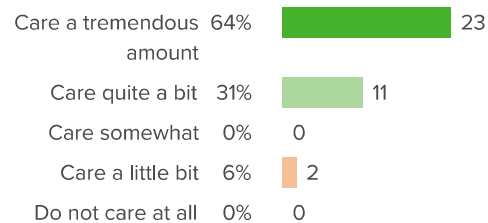
Q.5: At your school, how motivating do you find working with the leadership team?



▲ 41 from last survey

Favorable: **81%**

Q.6: How much do your school leaders care about you as an individual?

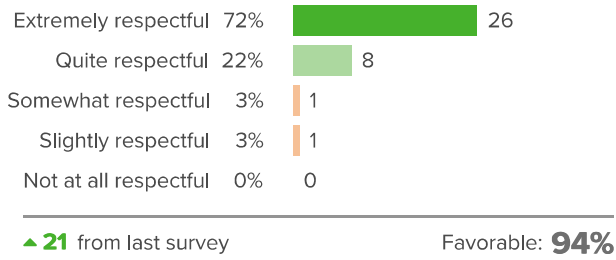


▲ 36 from last survey

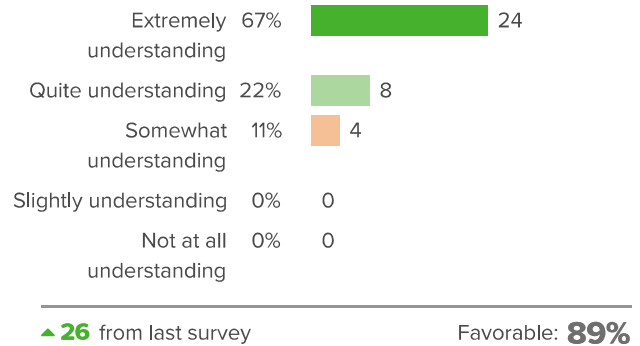
Favorable: **94%**



Q.7: How respectful are your school leaders towards you?



Q.8: When challenges arise in your personal life, how understanding are your school leaders?



Q.9: How fairly does the school leadership treat the faculty?

