


# *Webster County Schools*

2023-24 Impact Survey Results



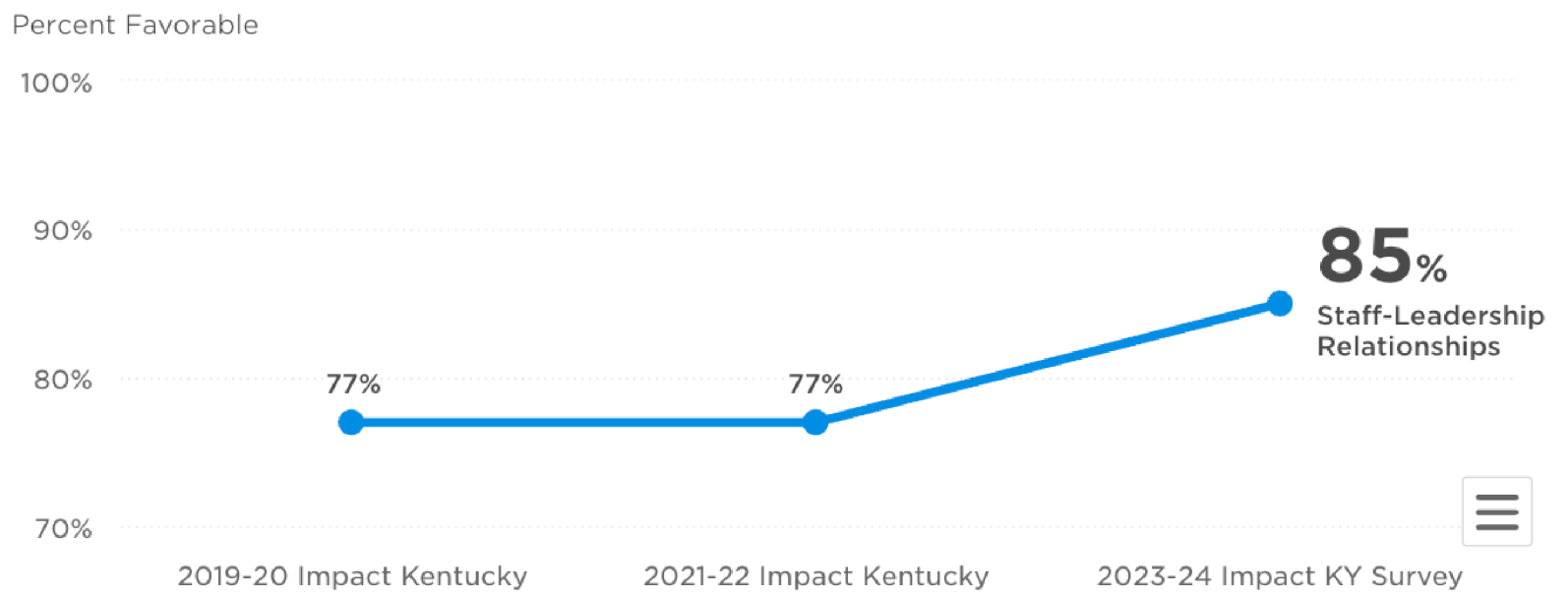
# Staff-Leadership Relationships 01

## Staff-Leadership Relationships

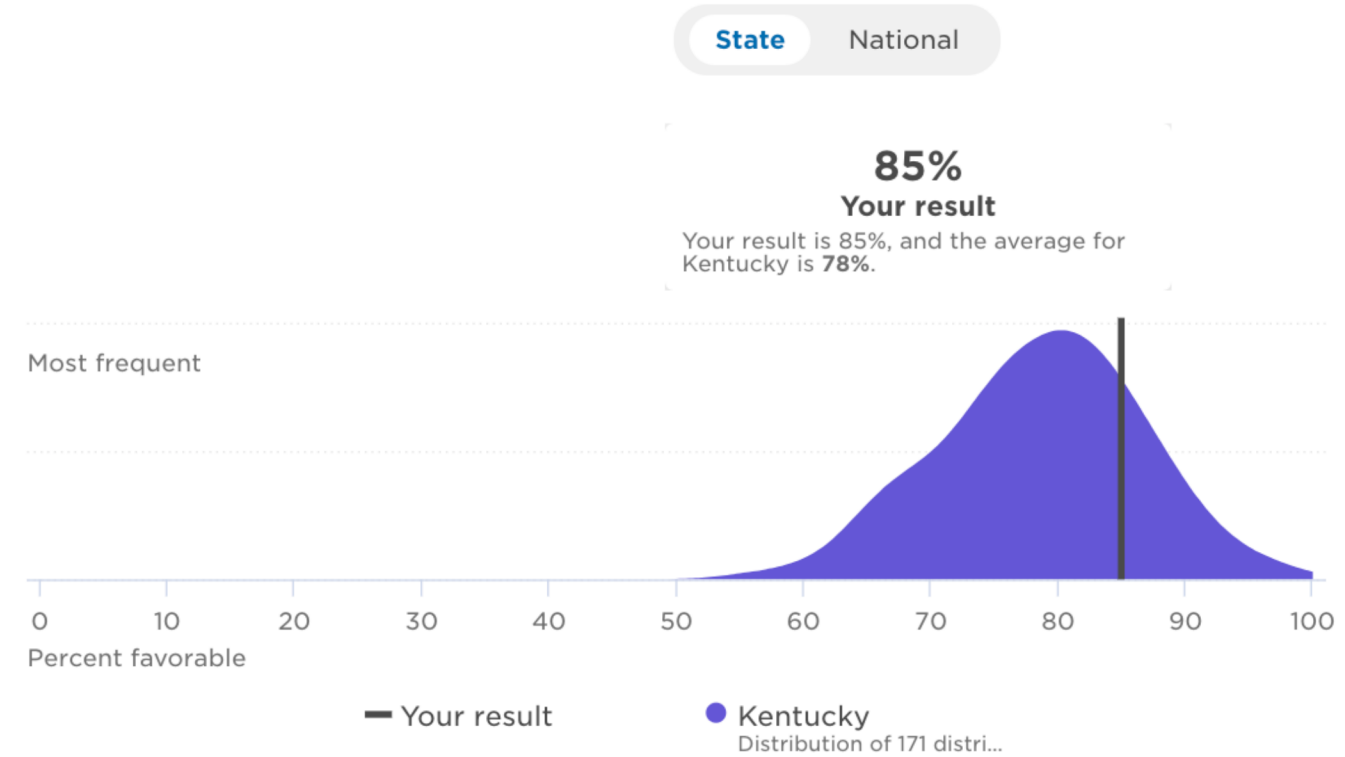
Based on 138 responses

Perceptions of faculty and staff relationships with school leaders.

How have results changed over time?




How do these results compare to benchmarks?



How did teachers & staff respond to each question?

Sorted by Survey order First to last

QUESTION	Percent Favorable	Change from 2021-22
How friendly are your school leaders toward you?	91% responded favorably	▲ 6 from 2021-22 Impact Kentucky
How confident are you that your school leaders have the best interests of the school in mind?	90% responded favorably	▲ 12 from 2021-22 Impact Kentucky
How much trust exists between school leaders and faculty?	75% responded favorably	▲ 8 from 2021-22 Impact Kentucky
When you face challenges at work, how supportive are your school leaders?	84% responded favorably	▲ 12 from 2021-22 Impact Kentucky
At your school, how motivating do you find working with the leadership team?	71% responded favorably	▲ 6 from 2021-22 Impact Kentucky
How much do your school leaders care about you as an individual?	85% responded favorably	▲ 2 from 2021-22 Impact Kentucky
How respectful are your school leaders towards you?	89% responded favorably	▲ 3 from 2021-22 Impact Kentucky
When challenges arise in your personal life, how understanding are your school leaders?	93% responded favorably	▲ 8 from 2021-22 Impact Kentucky
How fairly does the school leadership treat the faculty?	84% responded favorably	▲ 12 from 2021-22 Impact Kentucky



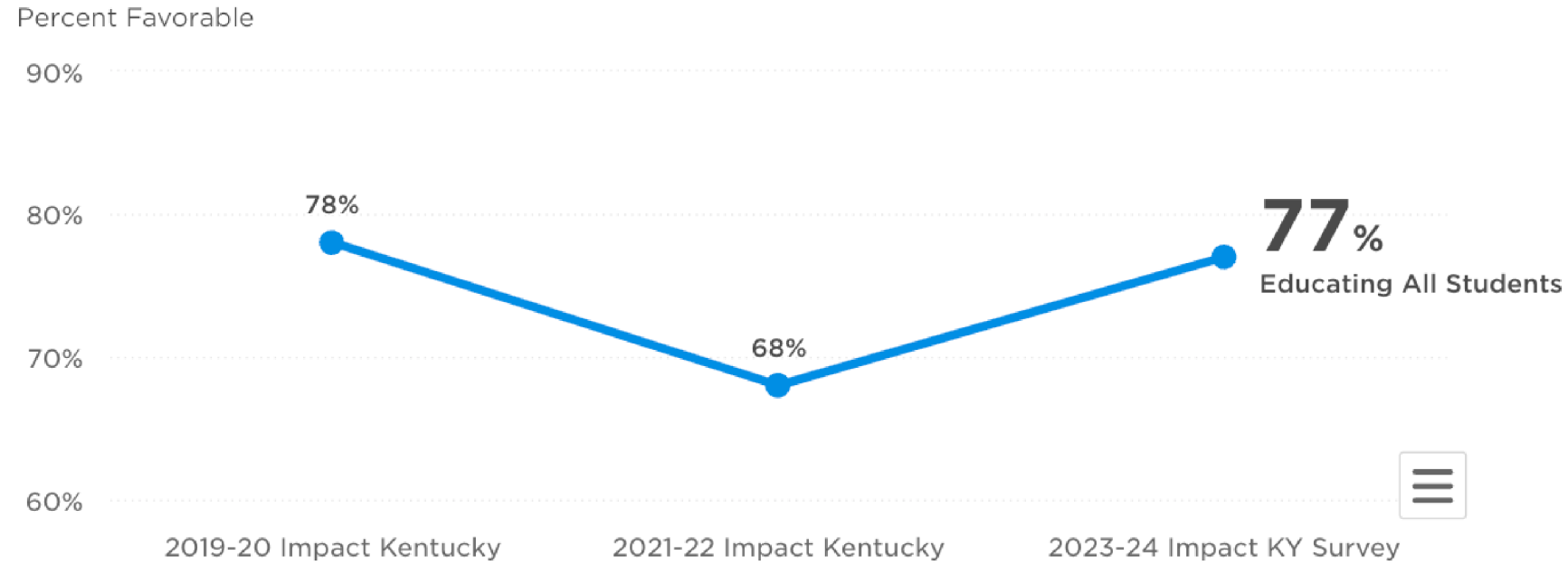
# Educating All Students 02

## Educating All Students

Based on 138 responses

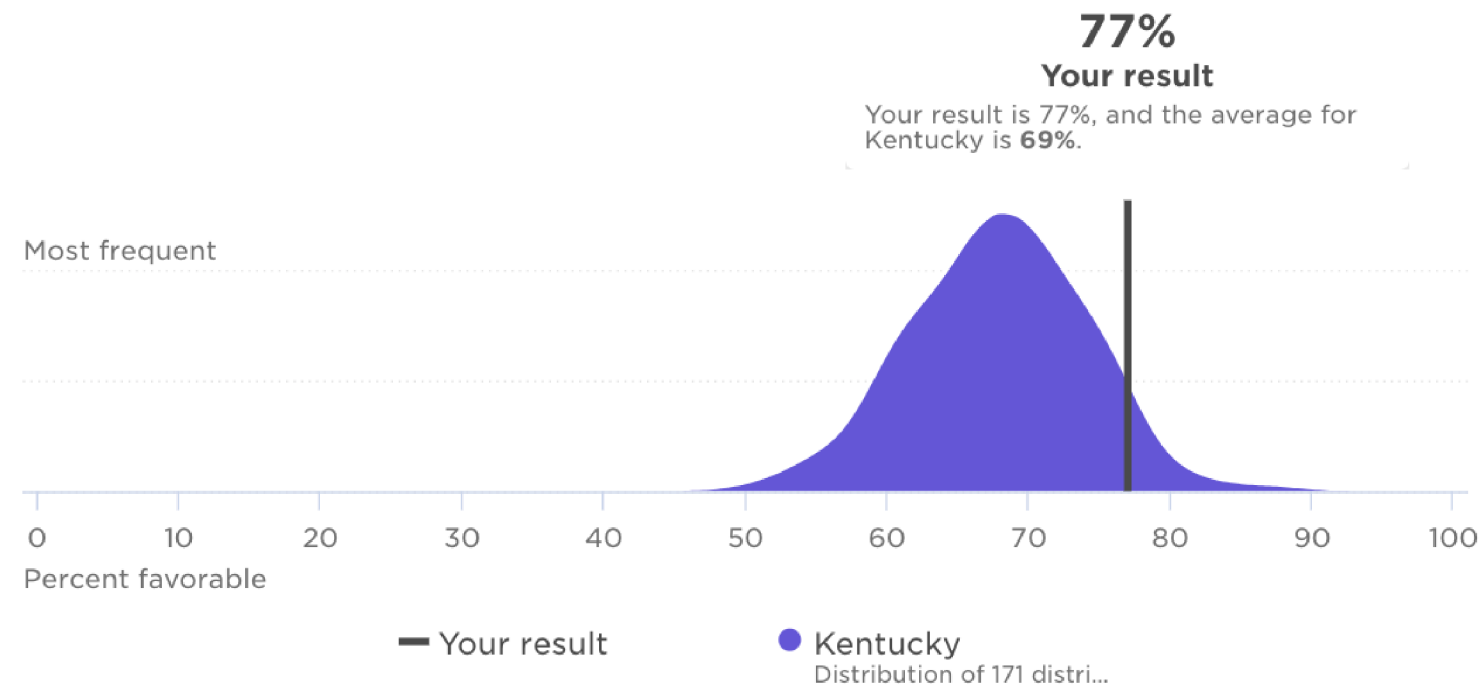
Faculty perceptions of their readiness to address issues of diversity.

How have results changed over time?



How do these results compare to benchmarks? ?


Your result compared to Kentucky



How did teachers & staff respond to each question?

Sorted by Survey order First to last

QUESTION	responded favorably	from 2021-22 Impact Kentucky
How often do teachers use assessment data to inform their instruction?	96%	▲ 3
How easy do you find interacting with students at your school who are from a different cultural background than your own?	91%	▲ 5
How comfortable would you be incorporating new material about people from different backgrounds into your curriculum?	88%	▲ 4
How knowledgeable are you regarding where to find resources for working with students who have unique learning needs?	83%	▲ 17
If students from different backgrounds struggled to get along in your class, how comfortable would you be intervening?	83%	▲ 3
How easy would it be for you to teach a class with groups of students from very different religions from each other?	80%	▲ 1
In response to events that might be occurring in the world, how comfortable would you be having conversations about race with your students?	75%	▲ 12
How comfortable would you be having a student who could not communicate well with anyone in class because his/her home language was unique?	67%	▲ 9
How often do adults at your school have important conversations about sensitive issues of diversity, even when they might be uncomfortable?	45%	▲ 14
When a sensitive issue of diversity arises in class, how easily can you think of strategies to address the situation?	64%	▲ 13
When it comes to promoting culturally responsive practices, how helpful are your colleagues' ideas for improving your practice?	72%	▲ 15



# Managing Student Behavior 03

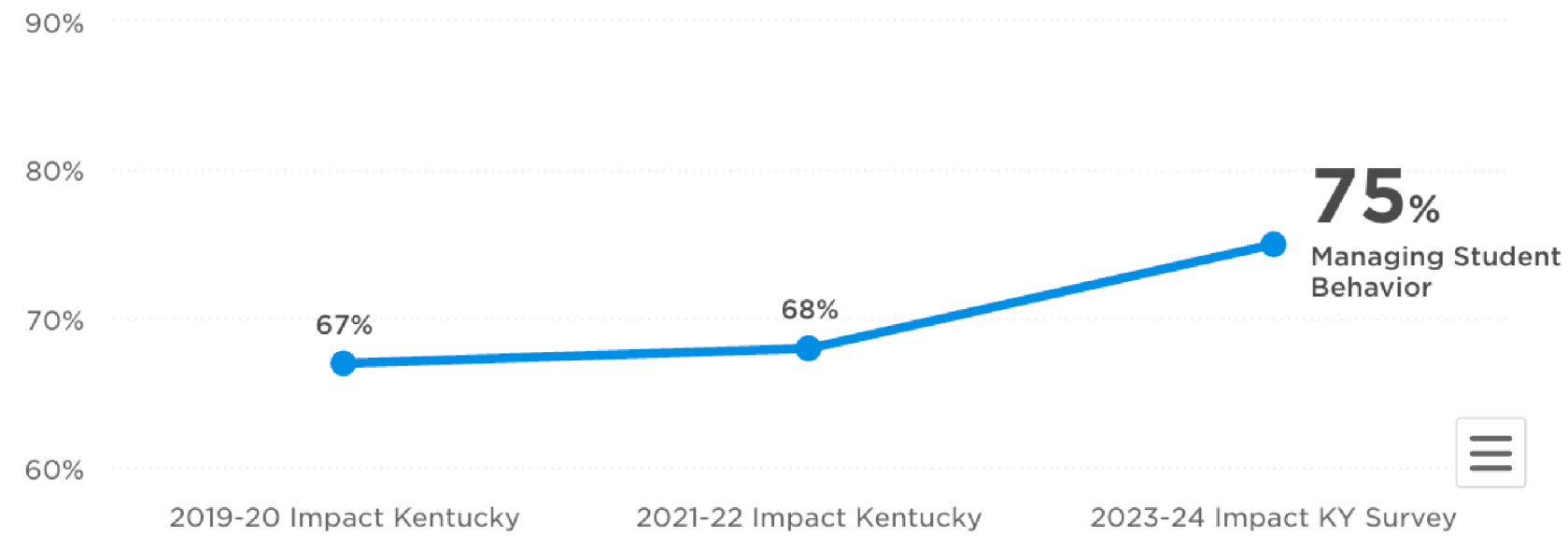
## Managing Student Behavior

Based on 138 responses

Perceptions of the management of student behavior in the classroom and school

How have results changed over time?

Percent Favorable


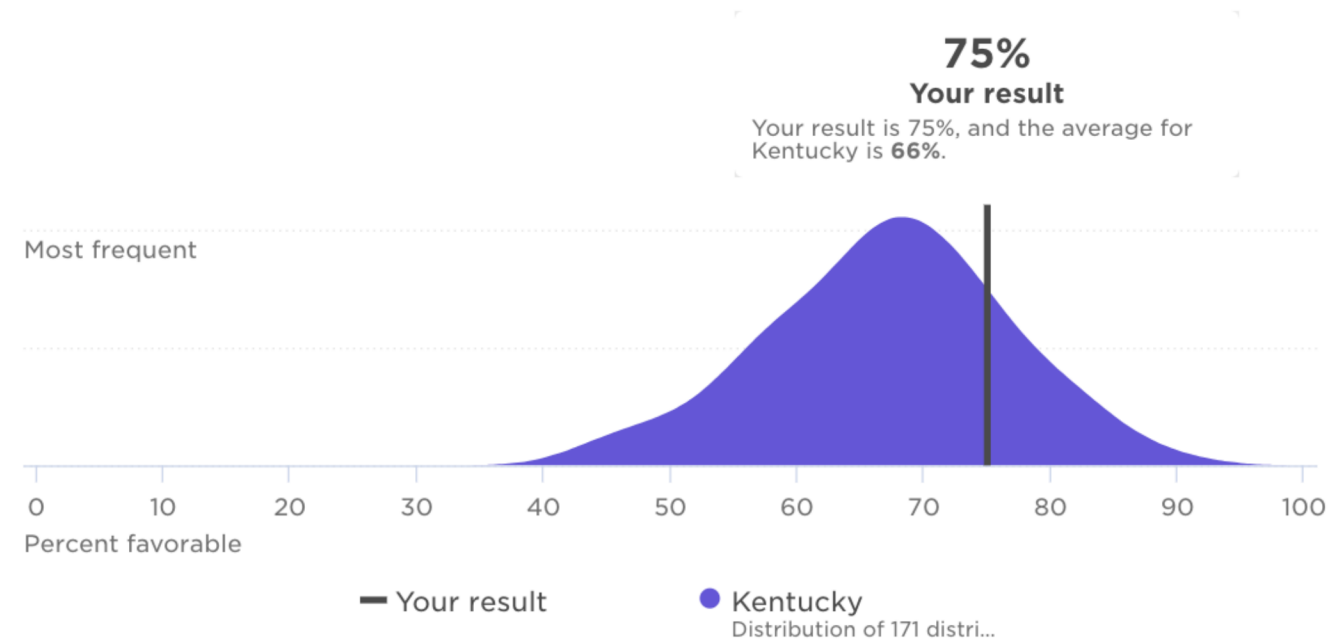


How did teachers & staff respond to each question?

Sorted by Survey order First to last

QUESTION	Percent Favorable	Change from 2021-22
How effective are the school leaders at developing rules for students that facilitate their learning?	75% responded favorably	+6 from 2021-22 Impact Kentucky
How respectful are the relationships between teachers and students?	83% responded favorably	+7 from 2021-22 Impact Kentucky
How effective do you think you are at managing disruptive classes?	83% responded favorably	+9 from 2021-22 Impact Kentucky
How well do school administrators support teachers' classroom management efforts?	80% responded favorably	+13 from 2021-22 Impact Kentucky
How often does student misconduct disrupt the learning environment at your school?	33% responded favorably	0 from 2021-22 Impact Kentucky
Overall, how safe is the school environment?	94% responded favorably	-5 from 2021-22 Impact Kentucky

Your result compared to Kentucky



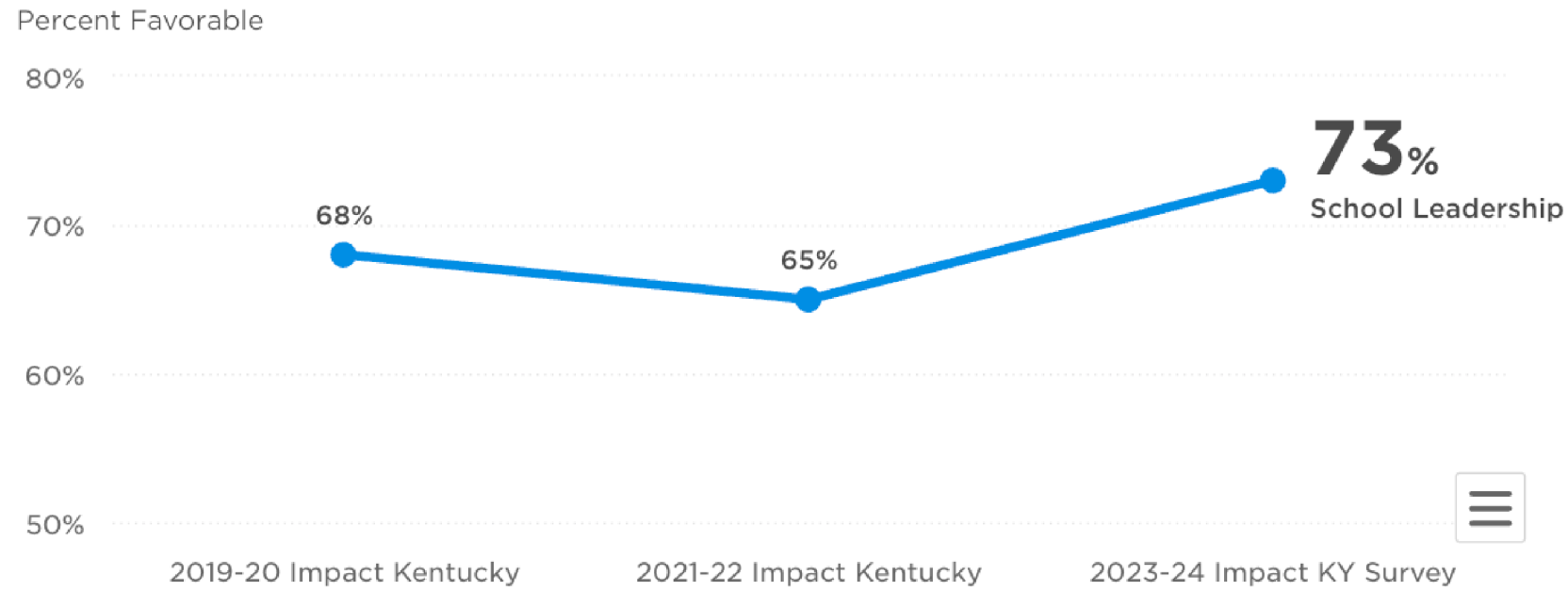


# School Leadership

Based on 138 responses

Perceptions of the school leadership's effectiveness.

How have results changed over time?



# School Leadership 04


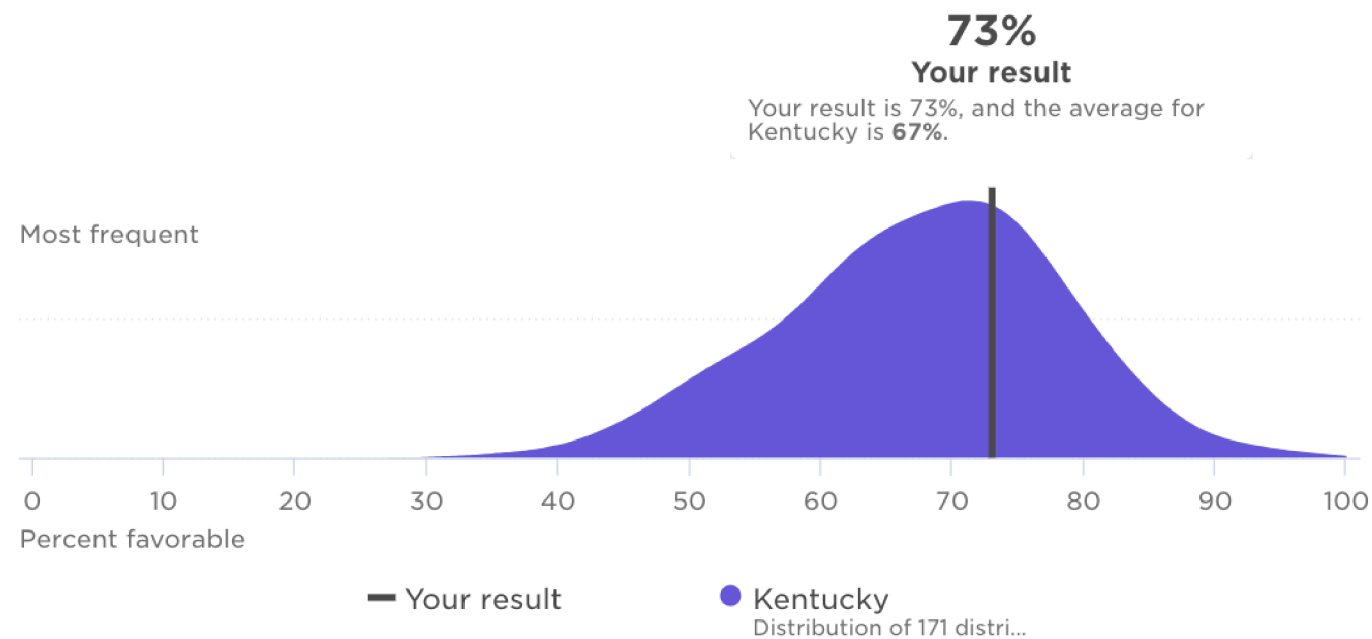
How did teachers & staff respond to each question?

Sorted by Survey order First to last

QUESTION How positive is the tone that school leaders set for the culture of the school?	80% responded favorably	▲ 6 from 2021-22 Impact Kentucky
QUESTION For your school leaders, how important is teacher satisfaction?	77% responded favorably	▲ 11 from 2021-22 Impact Kentucky
QUESTION Overall, how positive is the influence of the school leaders on the quality of your teaching?	75% responded favorably	▲ 1 from 2021-22 Impact Kentucky
QUESTION How effectively do school leaders communicate important information to teachers?	70% responded favorably	▲ 10 from 2021-22 Impact Kentucky
QUESTION How knowledgeable are your school leaders about what is going on in teachers' classrooms?	80% responded favorably	▲ 14 from 2021-22 Impact Kentucky
QUESTION How responsive are school leaders to your feedback?	65% responded favorably	▲ 5 from 2021-22 Impact Kentucky
QUESTION How clearly do your school leaders identify their goals for teachers?	84% responded favorably	▲ 16 from 2021-22 Impact Kentucky
QUESTION When the school makes important decisions, how much input do teachers have?	54% responded favorably	▲ 10 from 2021-22 Impact Kentucky
QUESTION How effective are the school leaders at developing rules for students that facilitate their learning?	75% responded favorably	▲ 6 from 2021-22 Impact Kentucky

How do these results compare to benchmarks?

State National

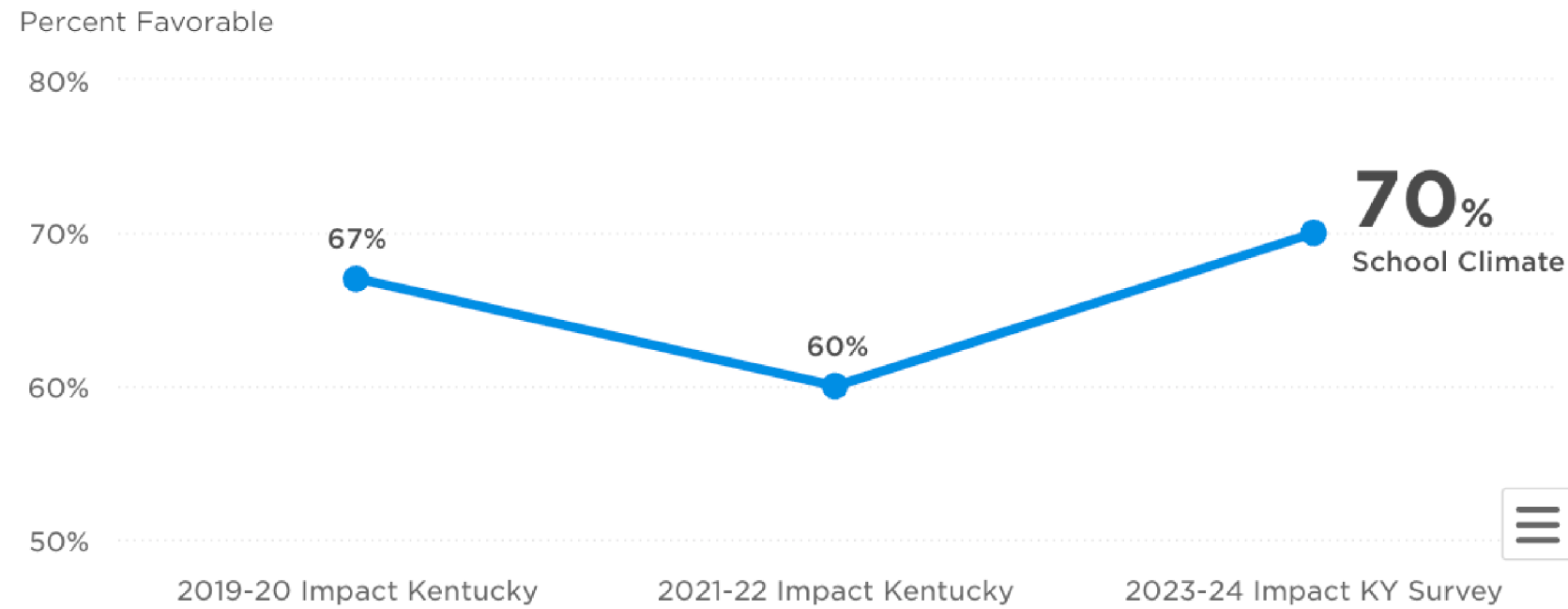


# School Climate

Based on **138** responses

Perceptions of the overall social and learning climate of the school.

How have results changed over time?




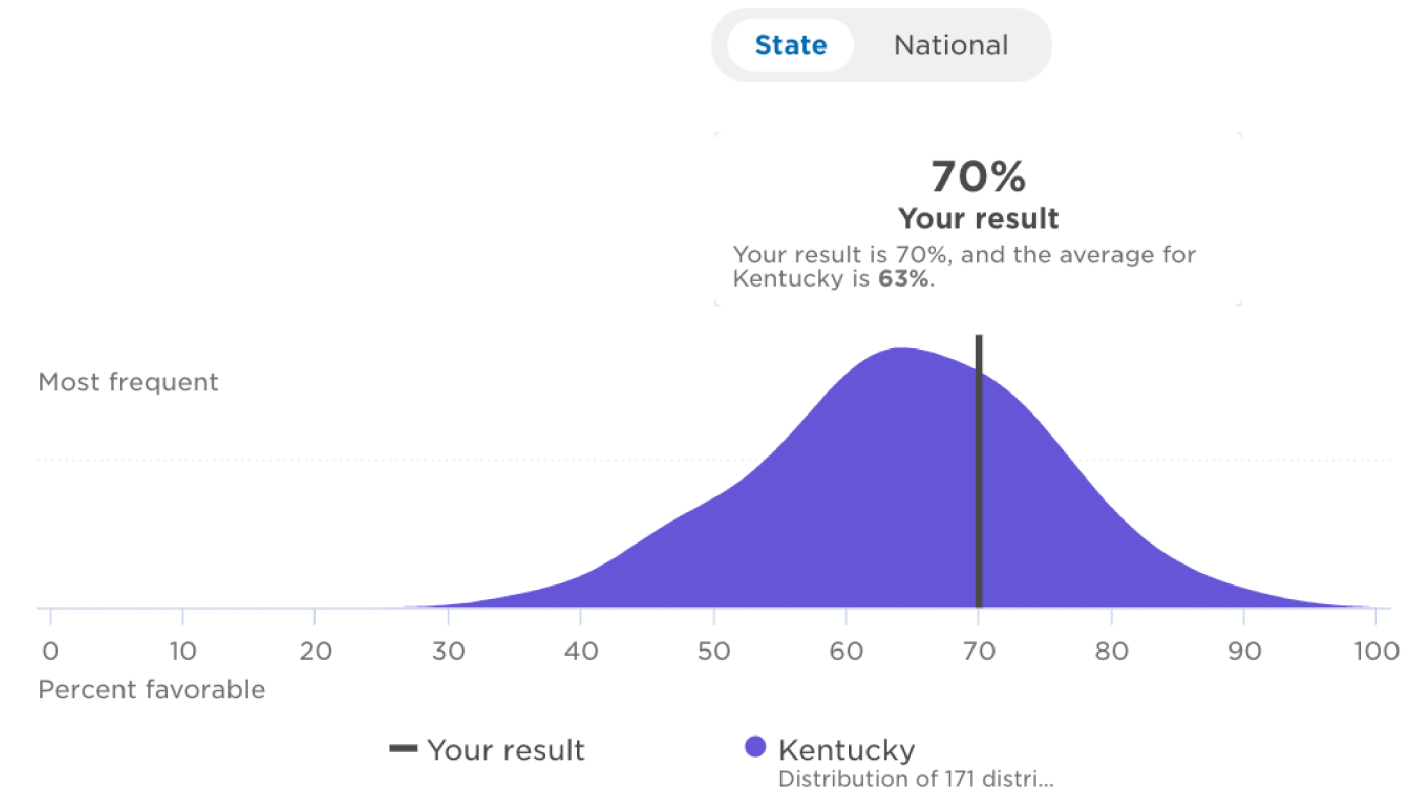
# School Climate 05

How did teachers & staff respond to each question?

Sorted by Survey order ▾ First to last ▾

QUESTION ➤ On most days, how enthusiastic are the students about being at school?	<b>63%</b> responded favorably	<b>▲ 10</b> from 2021-22 Impact Kentucky
QUESTION ➤ When new initiatives to improve teaching are presented at your school, how supportive are your colleagues?	<b>59%</b> responded favorably	<b>▲ 14</b> from 2021-22 Impact Kentucky
QUESTION ➤ How optimistic are you that your school will improve in the future?	<b>78%</b> responded favorably	<b>▲ 8</b> from 2021-22 Impact Kentucky
QUESTION ➤ How supportive are students in their interactions with each other?	<b>72%</b> responded favorably	<b>▲ 14</b> from 2021-22 Impact Kentucky
QUESTION ➤ To what extent are teachers trusted to teach in the way they think is best?	<b>62%</b> responded favorably	<b>▲ 2</b> from 2021-22 Impact Kentucky
QUESTION ➤ How positive are the attitudes of your colleagues?	<b>57%</b> responded favorably	<b>▲ 13</b> from 2021-22 Impact Kentucky
QUESTION ➤ How often do you see students helping each other without being prompted?	<b>82%</b> responded favorably	<b>▲ 6</b> from 2021-22 Impact Kentucky
QUESTION ➤ Overall, how positive is the working environment at your school?	<b>72%</b> responded favorably	<b>▲ 13</b> from 2021-22 Impact Kentucky
QUESTION ➤ How respectful are the relationships between teachers and students?	<b>83%</b> responded favorably	<b>▲ 7</b> from 2021-22 Impact Kentucky

How do these results compare to benchmarks? ?



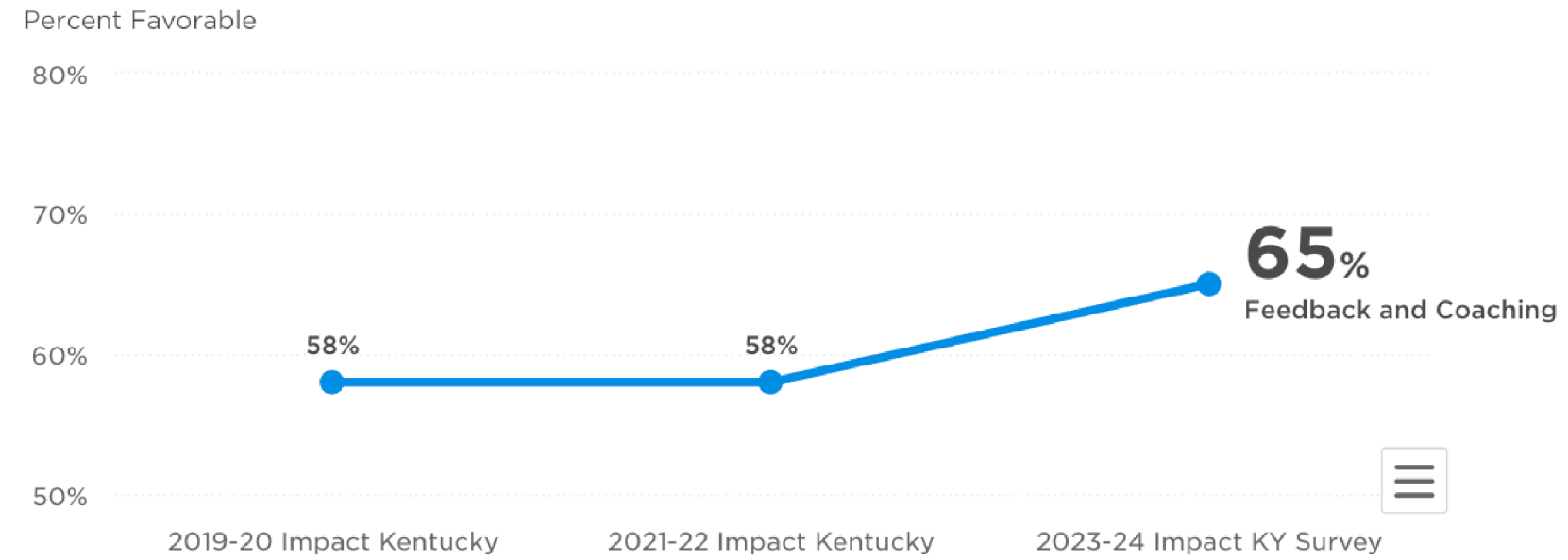
# Feedback and Coaching 06

## Feedback and Coaching

Based on 138 responses

Perceptions of the amount and quality of feedback faculty and staff receive.

How have results changed over time?


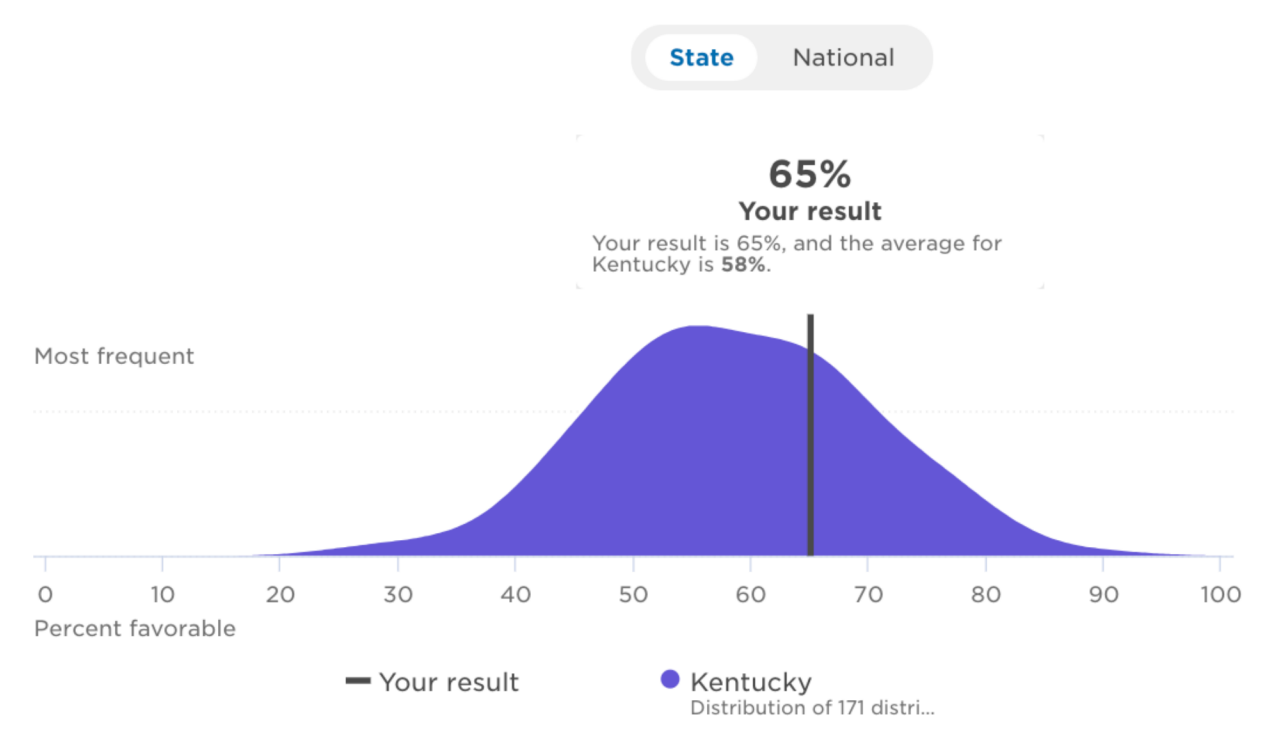


### How did teachers & staff respond to each question?

Sorted by Survey order ▾ First to last ▾

QUESTION ➤ How often do you receive feedback on your teaching?	<b>67%</b> responded favorably	▲ 7 from 2021-22 Impact Kentucky
QUESTION ➤ At your school, how thorough is the feedback you receive in covering all aspects of your role as a teacher?	<b>70%</b> responded favorably	▲ 8 from 2021-22 Impact Kentucky
QUESTION ➤ How useful do you find the feedback you receive on your teaching?	<b>69%</b> responded favorably	▲ 2 from 2021-22 Impact Kentucky
QUESTION ➤ How much feedback do you receive on your teaching?	<b>61%</b> responded favorably	▲ 9 from 2021-22 Impact Kentucky
QUESTION ➤ How much do you learn from the teacher evaluation processes at your school?	<b>57%</b> responded favorably	▲ 7 from 2021-22 Impact Kentucky

### How do these results compare to benchmarks? ?



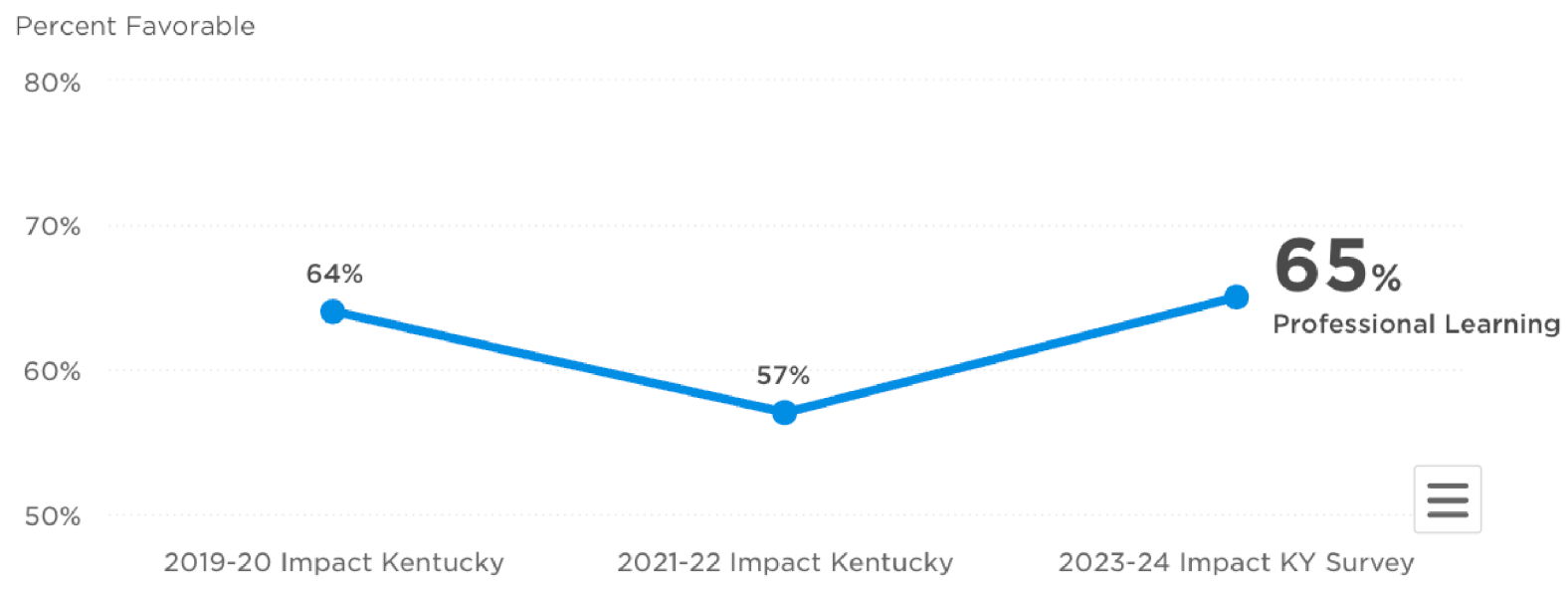
# Professional Learning 07

## Professional Learning

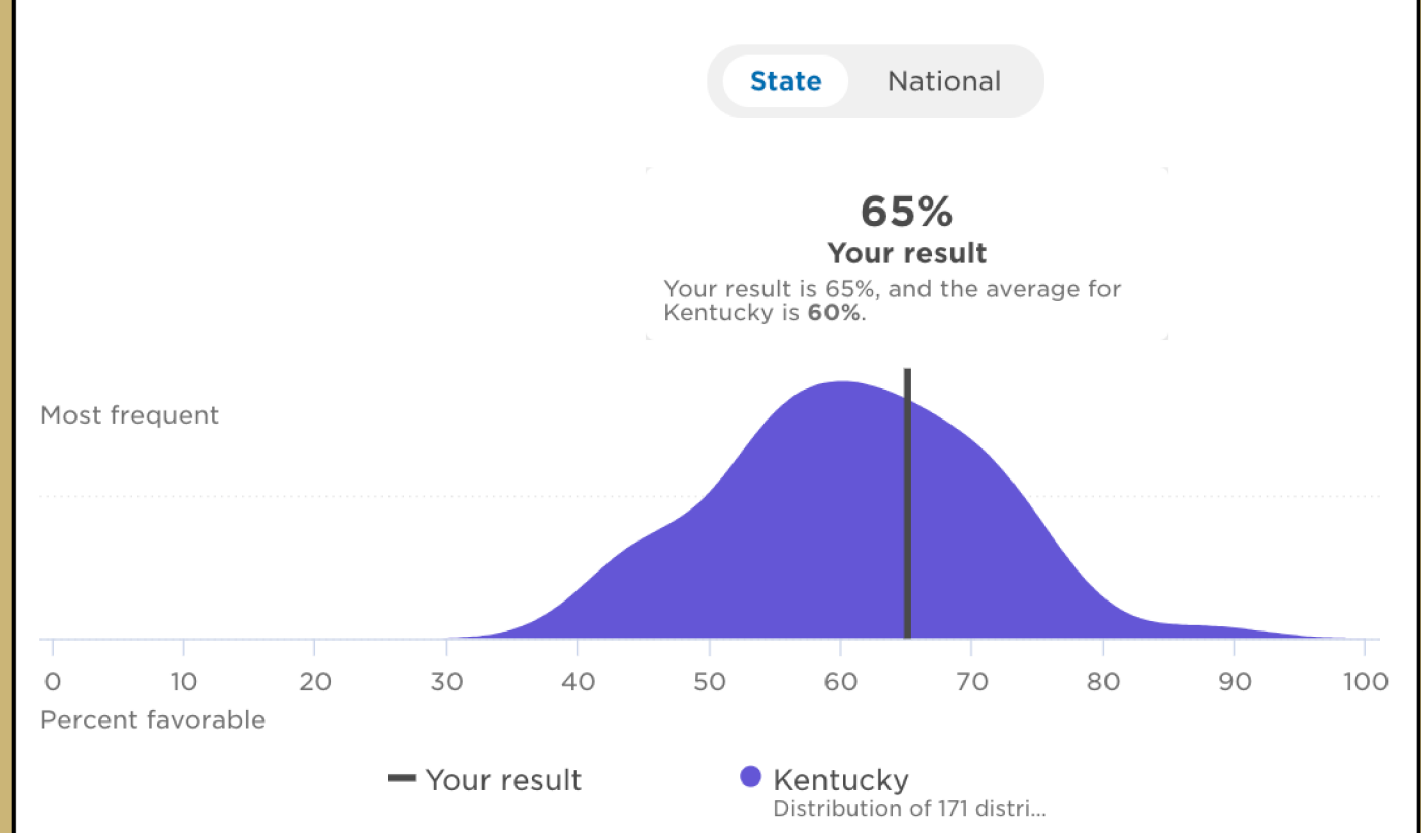
Based on 138 responses

Perceptions of the amount and quality of professional growth and learning opportunities available to faculty and staff.

How have results changed over time?




How do these results compare to benchmarks?



How did teachers & staff respond to each question?

Sorted by Survey order First to last

QUESTION At your school, how valuable are the available professional development opportunities?	62% responded favorably	▲ 12 from 2021-22 Impact Kentucky
QUESTION How helpful are your colleagues' ideas for improving your teaching?	76% responded favorably	▲ 4 from 2021-22 Impact Kentucky
QUESTION How much input do you have into individualizing your own professional development opportunities?	44% responded favorably	▼ 1 from 2021-22 Impact Kentucky
QUESTION Through working at your school, how many new teaching strategies have you learned?	73% responded favorably	▲ 7 from 2021-22 Impact Kentucky
QUESTION Overall, how much do you learn about teaching from the leaders at your school?	66% responded favorably	▲ 7 from 2021-22 Impact Kentucky
QUESTION How often do your professional development opportunities help you explore new ideas?	63% responded favorably	▲ 15 from 2021-22 Impact Kentucky
QUESTION How relevant have your professional development opportunities been to the content that you teach?	61% responded favorably	▲ 14 from 2021-22 Impact Kentucky
QUESTION Overall, how supportive has the school been of your growth as a teacher?	77% responded favorably	▲ 5 from 2021-22 Impact Kentucky





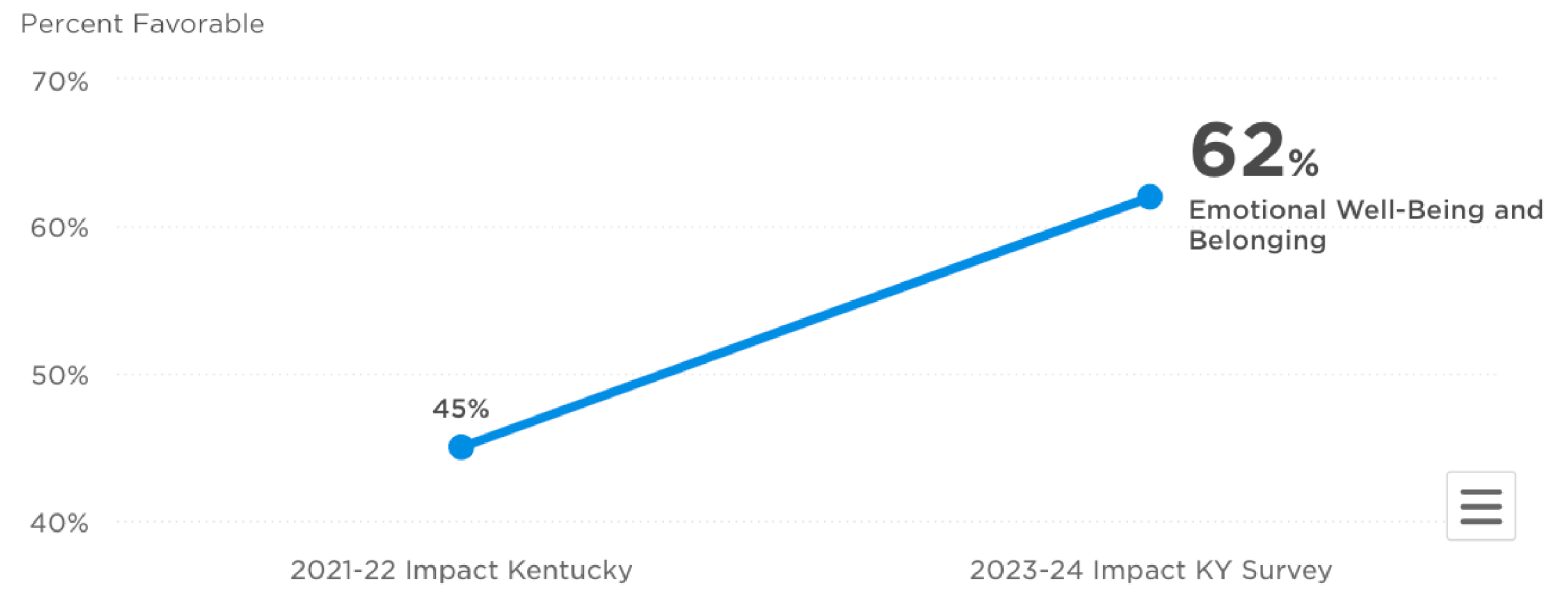
# Emotional Well-Being & Belonging 08

## Emotional Well-Being and Belonging

Based on **138** responses

Perceptions of educator well being, efficacy, and belonging

How have results changed over time?


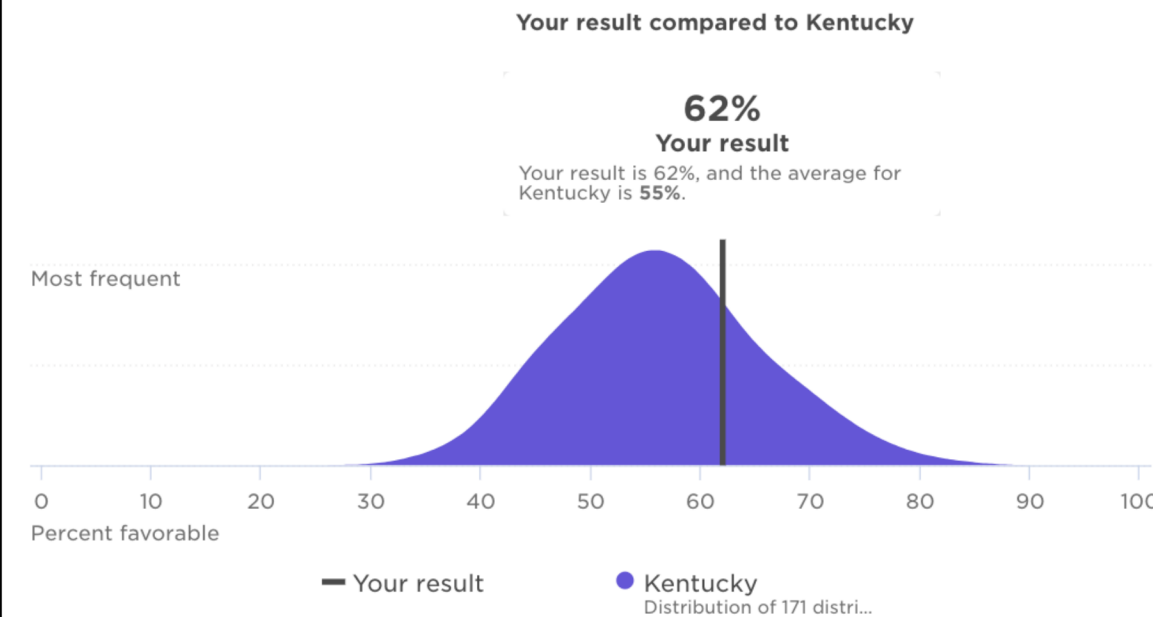


## How did teachers & staff respond to each question?

Sorted by Survey order ▾ First to last ▾

QUESTION	Percent Favorable	Change from 2021-22
How effective do you feel at your job right now?	79% responded favorably	▲ 19 from 2021-22 Impact Kentucky
How concerned are you about the emotional well-being of your colleagues as a result of their work?	43% responded favorably	▲ 27 from 2021-22 Impact Kentucky
How concerned are you about your own emotional well-being as a result of your work?	46% responded favorably	▲ 17 from 2021-22 Impact Kentucky
Overall, how much do you feel like you belong at your school?	78% responded favorably	▲ 4 from 2021-22 Impact Kentucky

How do these results compare to benchmarks? ?

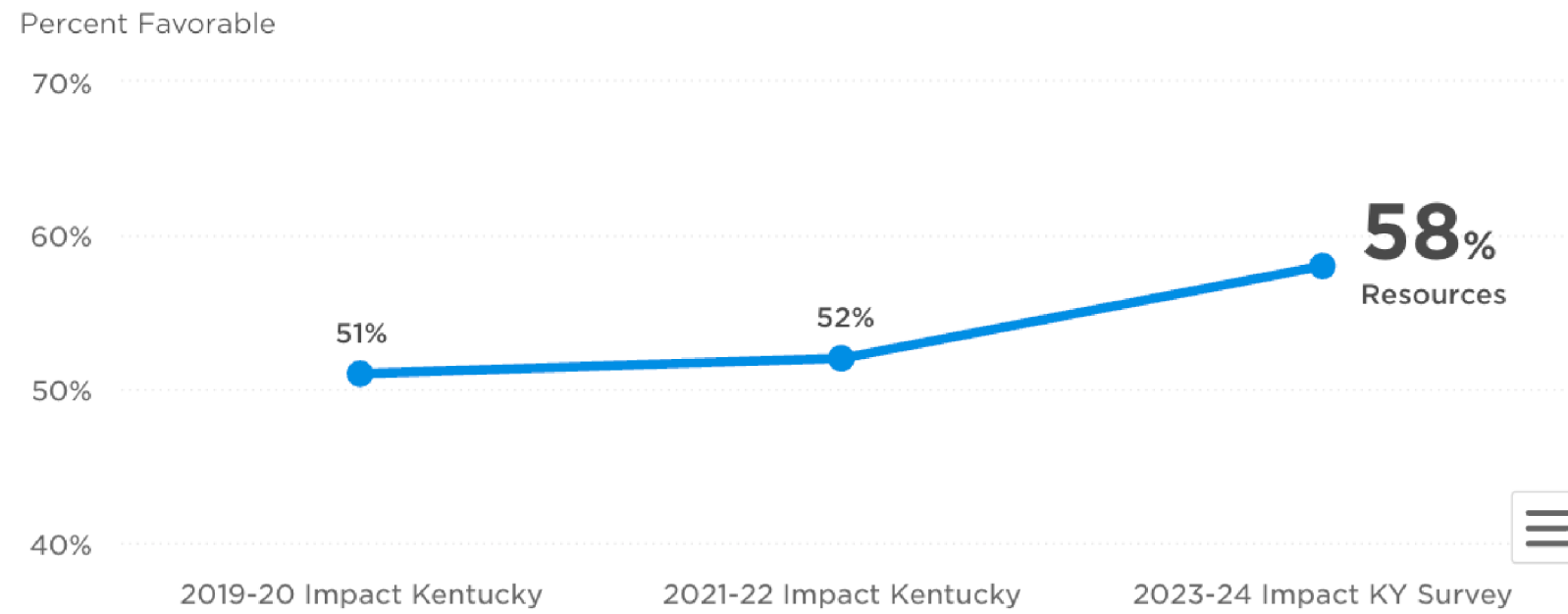


# Resources

Based on **138** responses

Perceptions of the adequacy of the school's resources.

How have results changed over time?



# Resources 09


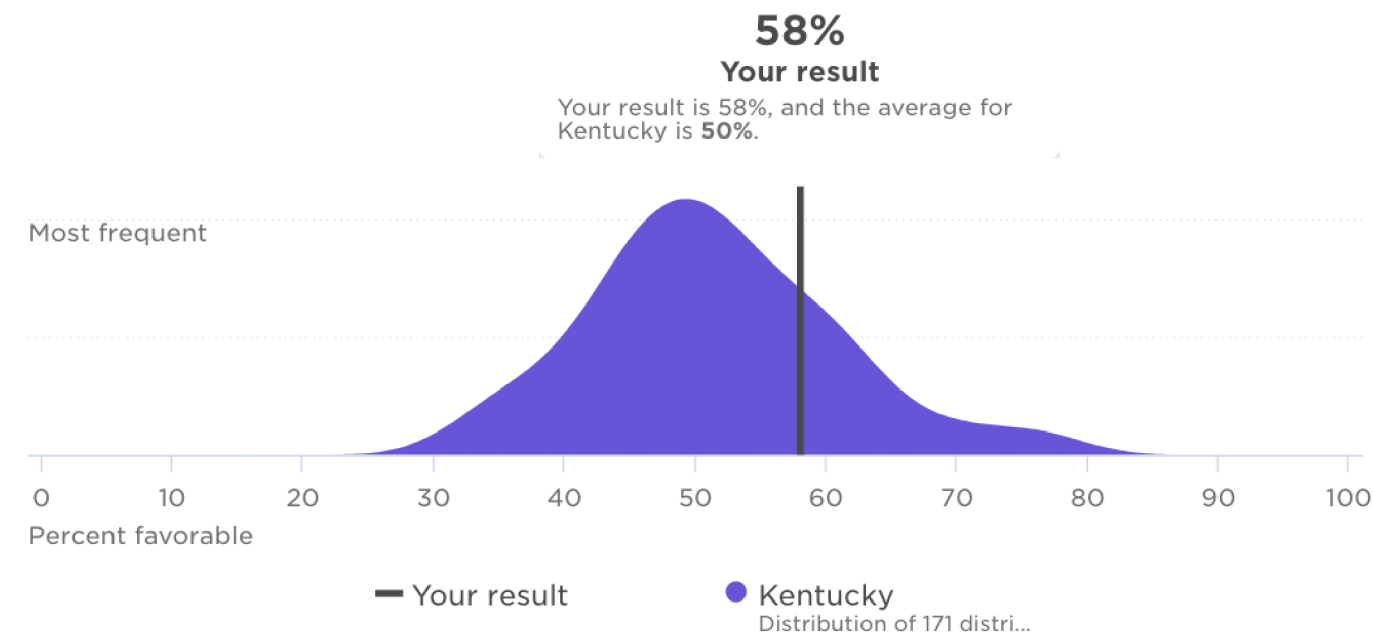
How did teachers & staff respond to each question?

Sorted by Survey order First to last










QUESTION To what extent does the quality of the resources at your school need to improve?	56% responded favorably	▲ 14 from 2021-22 Impact Kentucky
QUESTION When students need help from an adult, how often do they have to wait to get that help?	75% responded favorably	▲ 20 from 2021-22 Impact Kentucky
QUESTION At your school, how crowded do the learning spaces feel?	55% responded favorably	▲ 2 from 2021-22 Impact Kentucky
QUESTION How urgently does your school's technology need to be updated?	83% responded favorably	▼ 4 from 2021-22 Impact Kentucky
QUESTION How often do your school's facilities need repairs?	50% responded favorably	▲ 3 from 2021-22 Impact Kentucky
QUESTION For students who need extra support, how difficult is it for them to get the support that they need?	76% responded favorably	▼ 1 from 2021-22 Impact Kentucky
QUESTION How much of your own money do you spend on your classroom?	21% responded favorably	▲ 6 from 2021-22 Impact Kentucky
QUESTION How important is it for your school to hire more specialists to help students?	28% responded favorably	▲ 1 from 2021-22 Impact Kentucky
QUESTION How many more resources do you need to adequately support your students' learning?	67% responded favorably	▲ 11 from 2021-22 Impact Kentucky
QUESTION Overall, how much does your school struggle due to a lack of resources?	61% responded favorably	▲ 9 from 2021-22 Impact Kentucky
QUESTION To what extent does the access to instructional technology, including computers, printers, software and Internet access at your school need to improve?	68% responded favorably	▲ 3 from 2021-22 Impact Kentucky

How do these results compare to benchmarks? ?

Your result compared to Kentucky



# Summary 10

Topic	Percent Favorable <sup>?</sup>	Compared to <sup>?</sup> Kentucky <sup>?</sup>	Change since 2021-22 Impact Kentucky <sup>?</sup>
Staff-Leadership Relationships <sup>i</sup>	85% 	+7	▲ 8
Educating All Students <sup>i</sup>	77% 	+8	▲ 9
Managing Student Behavior <sup>i</sup>	75% 	+9	▲ 7
School Leadership <sup>i</sup>	73% 	+6	▲ 8
School Climate <sup>i</sup>	70% 	+7	▲ 10
Feedback and Coaching <sup>i</sup>	65% 	+7	▲ 7
Professional Learning <sup>i</sup>	65% 	+5	▲ 8
Emotional Well-Being and Belonging <sup>i</sup>	62% 	+7	▲ 17 Greatest increase
Resources <sup>i</sup>	58% 	+8	▲ 6

