



Todd County Middle School (Todd County)

**Impact Kentucky Working Conditions Survey
2023-24 Impact KY Survey**



Report created by
Panorama Education



Summary

Topic Description	Results	Comparison
<p>Educating All Students</p> <p>Faculty perceptions of their readiness to address issues of diversity.</p>	<p>63%</p> <p>▼ 4 since last survey</p>	<p>68% Kentucky Middle Schools</p> <p>69% Kentucky</p> <p>63% Todd County</p>
<p>Emotional Well-Being and Belonging</p> <p>Perceptions of educator well being, efficacy, and belonging</p>	<p>58%</p> <p>▲ 1 since last survey</p>	<p>53% Kentucky Middle Schools</p> <p>55% Kentucky</p> <p>56% Todd County</p>
<p>Feedback and Coaching</p> <p>Perceptions of the amount and quality of feedback faculty and staff receive.</p>	<p>56%</p> <p>▼ 25 since last survey</p>	<p>55% Kentucky Middle Schools</p> <p>58% Kentucky</p> <p>57% Todd County</p>
<p>Managing Student Behavior</p> <p>Perceptions of the management of student behavior in the classroom and school</p>	<p>82%</p> <p>▲ 1 since last survey</p>	<p>61% Kentucky Middle Schools</p> <p>66% Kentucky</p> <p>73% Todd County</p>
<p>Professional Learning</p> <p>Perceptions of the amount and quality of professional growth and learning opportunities available to faculty and staff.</p>	<p>52%</p> <p>▼ 22 since last survey</p>	<p>57% Kentucky Middle Schools</p> <p>60% Kentucky</p> <p>59% Todd County</p>
<p>Resources</p> <p>Perceptions of the adequacy of the school's resources.</p>	<p>42%</p> <p>▼ 16 since last survey</p>	<p>47% Kentucky Middle Schools</p> <p>50% Kentucky</p> <p>50% Todd County</p>
<p>School Climate</p> <p>Perceptions of the overall social and learning climate of the school.</p>	<p>69%</p> <p>▼ 9 since last survey</p>	<p>56% Kentucky Middle Schools</p> <p>63% Kentucky</p> <p>61% Todd County</p>



Todd County Middle School (Todd County)

"2023-24 Impact KY Survey 2023-24 Impact Kentucky Working Conditions Survey, Impact Kentucky Working Conditions Survey"



School Leadership

Perceptions of the school leadership's effectiveness.

79%

▼ **14**
since last survey

65% Kentucky Middle Schools

67% Kentucky

65% Todd County

Staff-Leadership Relationships

Perceptions of faculty and staff relationships with school leaders.

85%

▼ **10**
since last survey

77% Kentucky Middle Schools

78% Kentucky

78% Todd County

26 responses



Educating All Students

Your average

63%

26 responses

Change

▼ **4**

since last survey

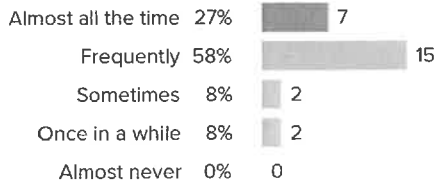
School Type average: **68%** Kentucky Middle Schools

State average: **69%** Kentucky

District average: **63%** Todd County

How did people respond?


Q.1: How often do teachers use assessment data to inform their instruction?



▼ **12** from last survey

Favorable: **85%**

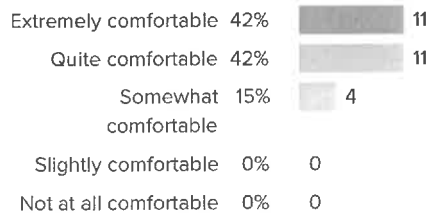
Q.2: How easy do you find interacting with students at your school who are from a different cultural background than your own?



▲ **1** from last survey

Favorable: **88%**

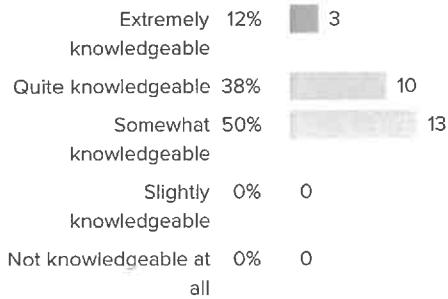
Q.3: How comfortable would you be incorporating new material about people from different backgrounds into your curriculum?



▲ **15** from last survey

Favorable: **85%**

Q.4: How knowledgeable are you regarding where to find resources for working with students who have unique learning needs?

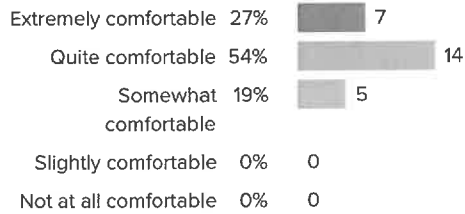


▼ **13** from last survey

Favorable: **50%**

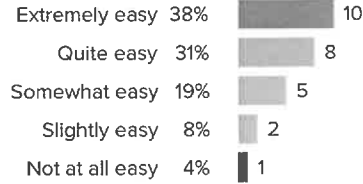


Q.5: If students from different backgrounds struggled to get along in your class, how comfortable would you be intervening?



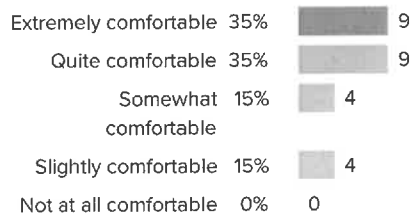
▼ 2 from last survey Favorable: **81%**

Q.6: How easy would it be for you to teach a class with groups of students from very different religions from each other?



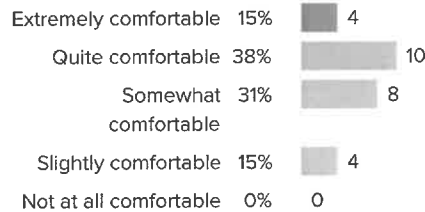
▼ 4 from last survey Favorable: **69%**

Q.7: In response to events that might be occurring in the world, how comfortable would you be having conversations about race with your students?



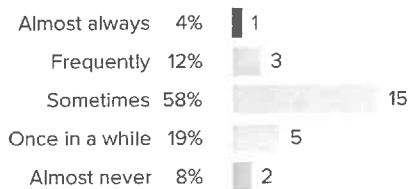
▲ 2 from last survey Favorable: **69%**

Q.8: How comfortable would you be having a student who could not communicate well with anyone in class because his/her home language was unique?



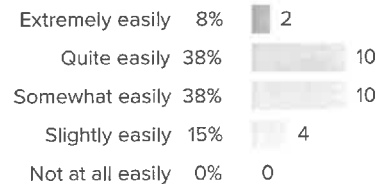
▲ 1 from last survey Favorable: **54%**

Q.9: How often do adults at your school have important conversations about sensitive issues of diversity, even when they might be uncomfortable?



▼ 18 from last survey Favorable: **15%**

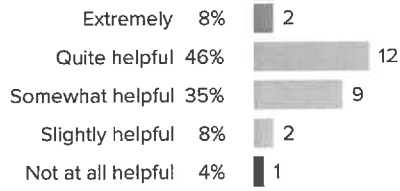
Q.10: When a sensitive issue of diversity arises in class, how easily can you think of strategies to address the situation?



▲ 3 from last survey Favorable: **46%**



Q.11: When it comes to promoting culturally responsive practices, how helpful are your colleagues' ideas for improving your practice?



▼ 13 from last survey

Favorable: **54%**



Emotional Well-Being and Belonging

Your average

58%

26 responses

Change

▲ 1

since last survey

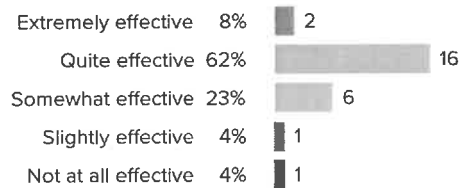
School Type average: **53%** Kentucky Middle Schools

State average: **55%** Kentucky

District average: **56%** Todd County

How did people respond?

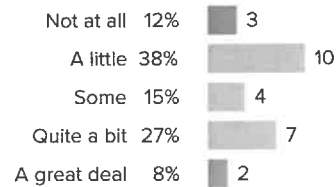
Q.1: How effective do you feel at your job right now?



▲ 12 from last survey

Favorable: **69%**

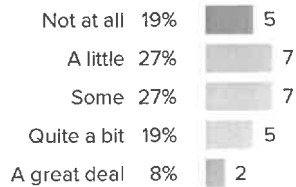
Q.2: How concerned are you about the emotional well-being of your colleagues as a result of their work?



▲ 3 from last survey

Favorable: **50%**

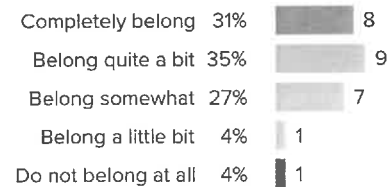
Q.3: How concerned are you about your own emotional well-being as a result of your work?



▲ 6 from last survey

Favorable: **46%**

Q.4: Overall, how much do you feel like you belong at your school?



▼ 18 from last survey

Favorable: **65%**



Feedback and Coaching

Your average

56%

26 responses

Change

▼ 25

since last survey

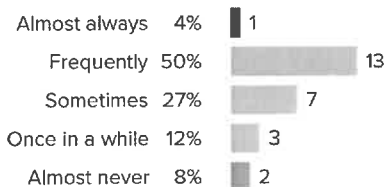
School Type average: **55%** Kentucky Middle Schools

State average: **58%** Kentucky

District average: **57%** Todd County

How did people respond?

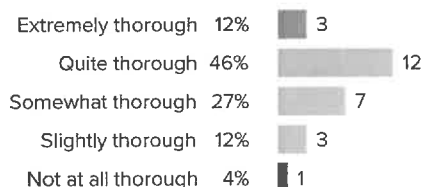
Q.1: How often do you receive feedback on your teaching?



▼ 19 from last survey

Favorable: **54%**

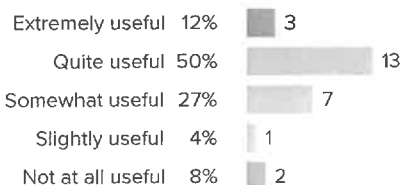
Q.2: At your school, how thorough is the feedback you receive in covering all aspects of your role as a teacher?



▼ 25 from last survey

Favorable: **58%**


Q.3: How useful do you find the feedback you receive on your teaching?



▼ 25 from last survey

Favorable: **62%**

Q.4: How much feedback do you receive on your teaching?

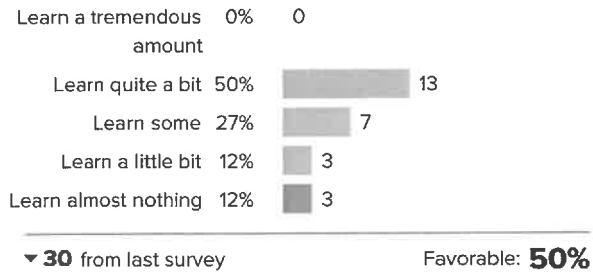


▼ 26 from last survey

Favorable: **54%**



Q.5: How much do you learn from the teacher evaluation processes at your school?





Managing Student Behavior

Your average

82%

26 responses

Change

▲ 1

since last survey

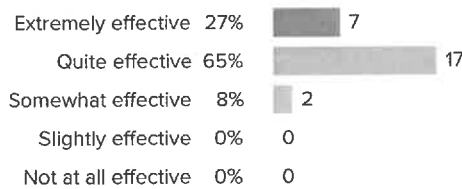
School Type average: **61%** Kentucky Middle Schools

State average: **66%** Kentucky

District average: **73%** Todd County

How did people respond?

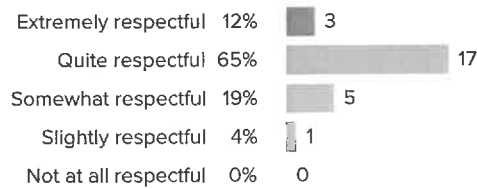
Q.1: How effective are the school leaders at developing rules for students that facilitate their learning?



▼ 1 from last survey

Favorable: **92%**

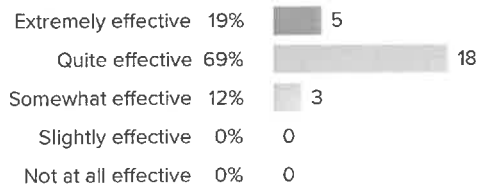
Q.2: How respectful are the relationships between teachers and students?



▲ 0 from last survey

Favorable: **77%**

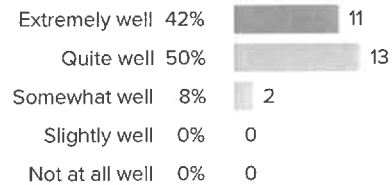
Q.3: How effective do you think you are at managing disruptive classes?



▲ 1 from last survey

Favorable: **88%**

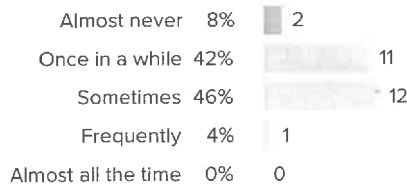
Q.4: How well do school administrators support teachers' classroom management efforts?



▼ 5 from last survey

Favorable: **92%**

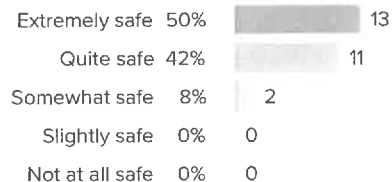
Q.5: How often does student misconduct disrupt the learning environment at your school?



▲ 13 from last survey

Favorable: **50%**

Q.6: Overall, how safe is the school environment?



▼ 1 from last survey

Favorable: **92%**



Professional Learning

Your average

52%

26 responses

Change

▼ 22

since last survey

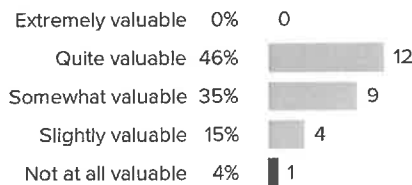
School Type average: **57%** Kentucky Middle Schools

State average: **60%** Kentucky

District average: **59%** Todd County

How did people respond?

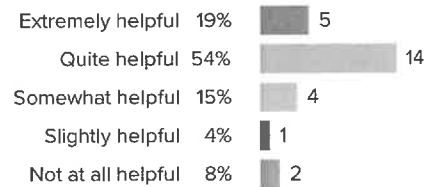
Q.1: At your school, how valuable are the available professional development opportunities?



▼ 27 from last survey

Favorable: **46%**

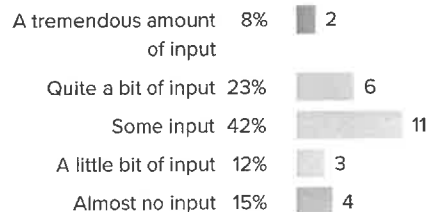
Q.2: How helpful are your colleagues' ideas for improving your teaching?



▼ 7 from last survey

Favorable: **73%**

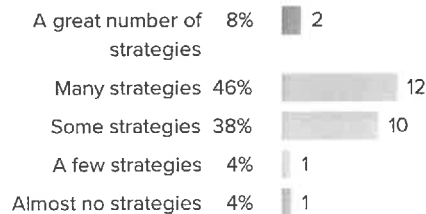
Q.3: How much input do you have into individualizing your own professional development opportunities?



▼ 46 from last survey

Favorable: **31%**

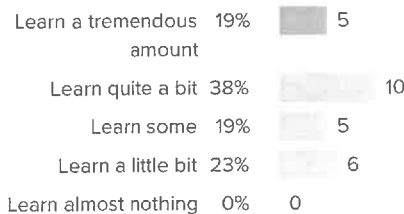
Q.4: Through working at your school, how many new teaching strategies have you learned?



▼ 13 from last survey

Favorable: **54%**

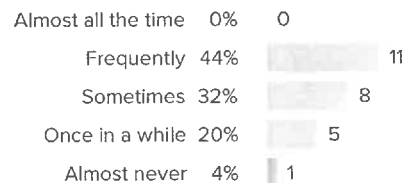
Q.5: Overall, how much do you learn about teaching from the leaders at your school?



▼ 29 from last survey

Favorable: **58%**

Q.6: How often do your professional development opportunities help you explore new ideas?

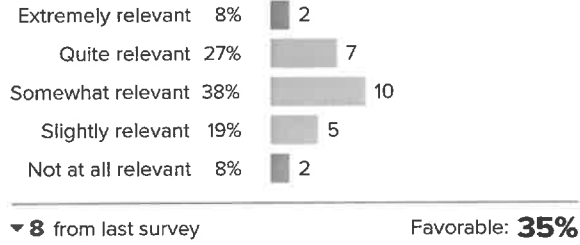


▼ 23 from last survey

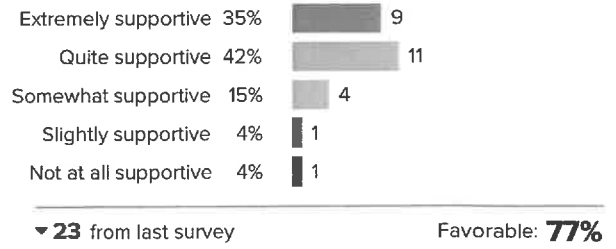
Favorable: **44%**



Q.7: How relevant have your professional development opportunities been to the content that you teach?



Q.8: Overall, how supportive has the school been of your growth as a teacher?





Resources

Your average

42%

26 responses

Change

▼ **16**

since last survey

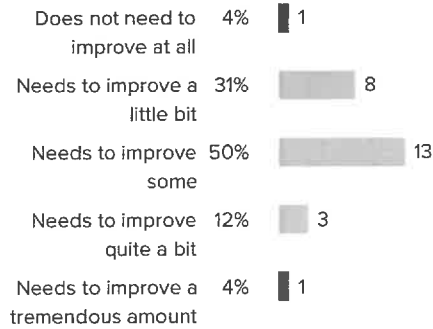
School Type average: **47%** Kentucky Middle Schools

State average: **50%** Kentucky

District average: **50%** Todd County

How did people respond?

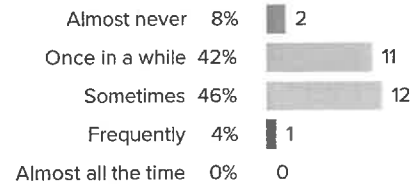
Q.1: To what extent does the quality of the resources at your school need to improve?



▼ **22** from last survey

Favorable: **35%**

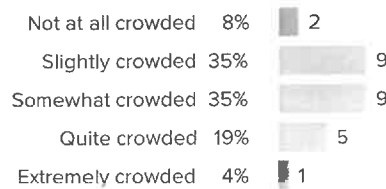
Q.2: When students need help from an adult, how often do they have to wait to get that help?



▼ **20** from last survey

Favorable: **50%**

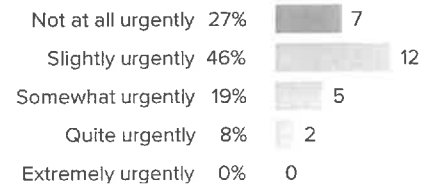
Q.3: At your school, how crowded do the learning spaces feel?



▼ **8** from last survey

Favorable: **42%**

Q.4: How urgently does your school's technology need to be updated?

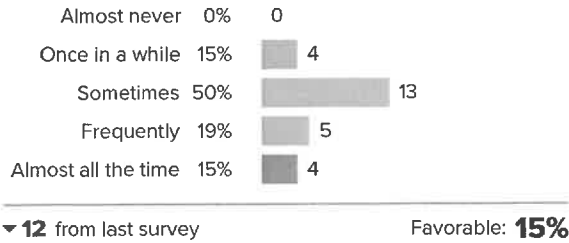


▼ **24** from last survey

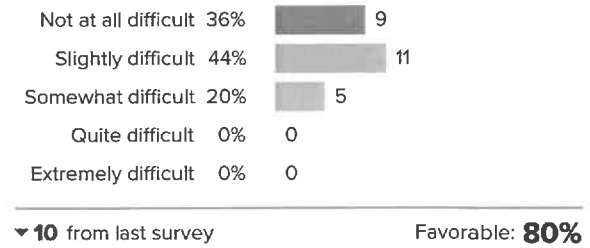
Favorable: **73%**



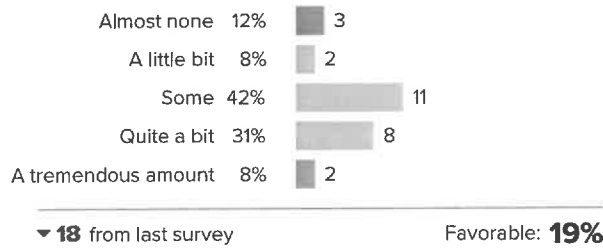
Q.5: How often do your school's facilities need repairs?



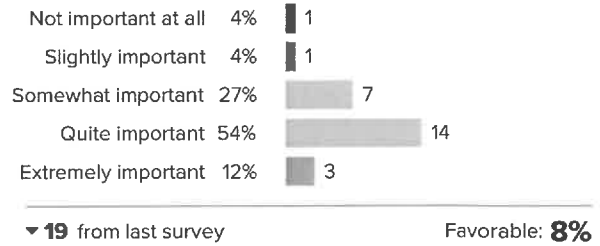
Q.6: For students who need extra support, how difficult is it for them to get the support that they need?



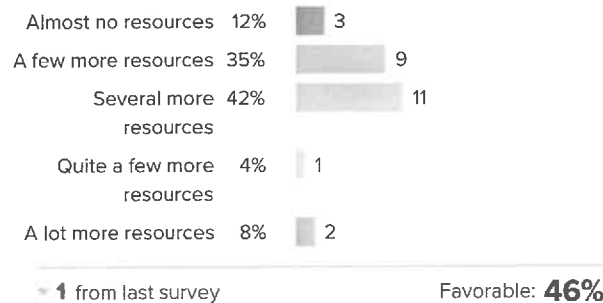
Q.7: How much of your own money do you spend on your classroom?



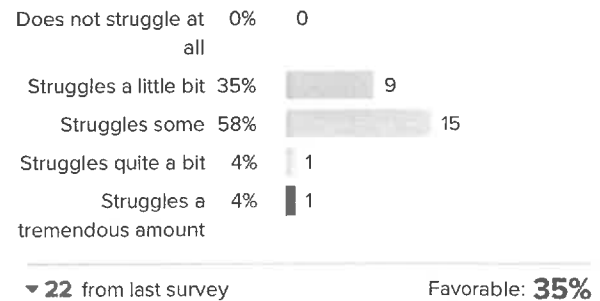
Q.8: How important is it for your school to hire more specialists to help students?



Q.9: How many more resources do you need to adequately support your students' learning?

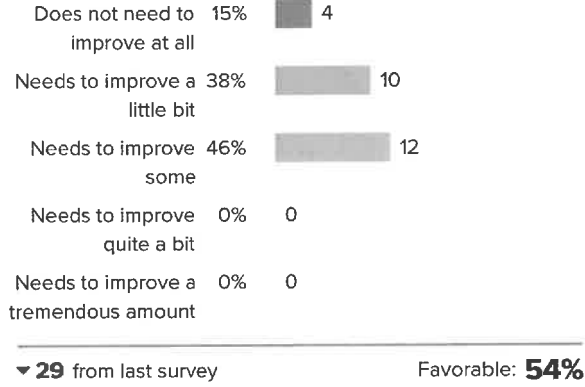


Q.10: Overall, how much does your school struggle due to a lack of resources?





Q.11: To what extent does the access to instructional technology, including computers, printers, software and Internet access at your school need to improve?





School Climate

Your average

69%

26 responses

Change

▼ 9

since last survey

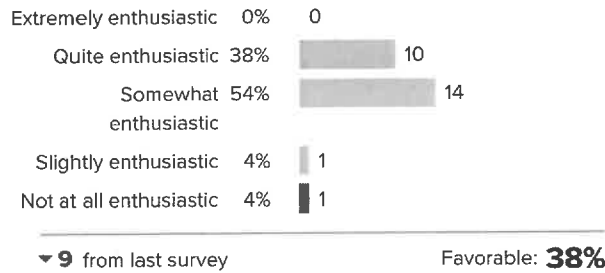
School Type average: **56%** Kentucky Middle Schools

State average: **63%** Kentucky

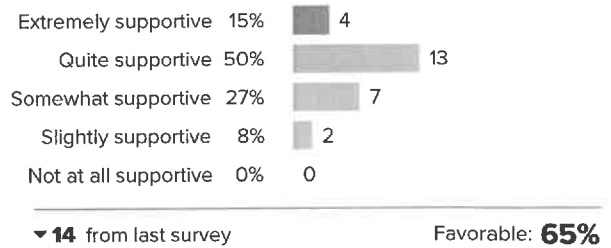
District average: **61%** Todd County

How did people respond?

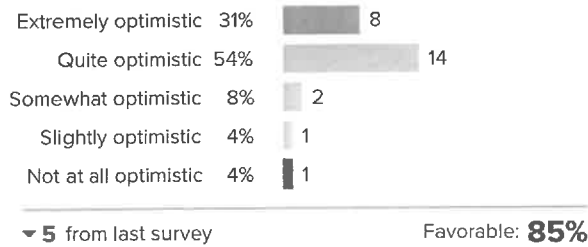
Q.1: On most days, how enthusiastic are the students about being at school?



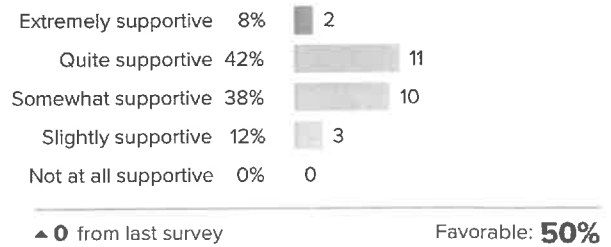
Q.2: When new initiatives to improve teaching are presented at your school, how supportive are your colleagues?



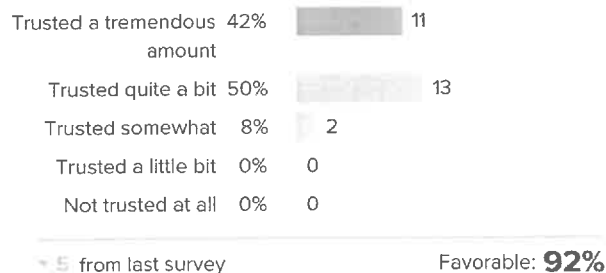
Q.3: How optimistic are you that your school will improve in the future?



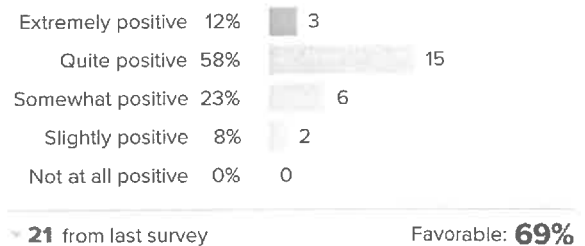
Q.4: How supportive are students in their interactions with each other?



Q.5: To what extent are teachers trusted to teach in the way they think is best?



Q.6: How positive are the attitudes of your colleagues?



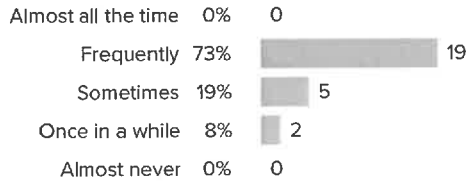


Todd County Middle School (Todd County)

"2023-24 Impact KY Survey 2023-24 Impact Kentucky Working Conditions Survey, Impact Kentucky Working Conditions Survey"



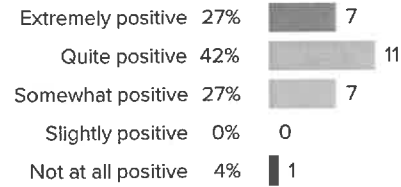
Q.7: How often do you see students helping each other without being prompted?



▼ 4 from last survey

Favorable: **73%**

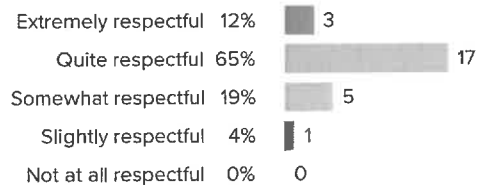
Q.8: Overall, how positive is the working environment at your school?



▼ 28 from last survey

Favorable: **69%**

Q.9: How respectful are the relationships between teachers and students?



▲ 0 from last survey

Favorable: **77%**



School Leadership

Your average

79%

26 responses

Change

▼ **14**

since last survey

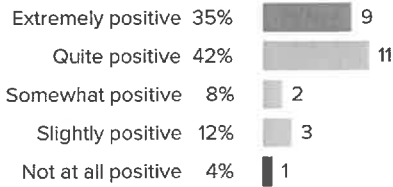
School Type average: **65%** Kentucky Middle Schools

State average: **67%** Kentucky

District average: **65%** Todd County

How did people respond?

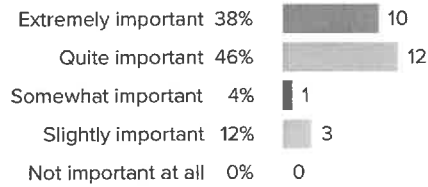
Q.1: How positive is the tone that school leaders set for the culture of the school?



▼ 20 from last survey

Favorable: **77%**

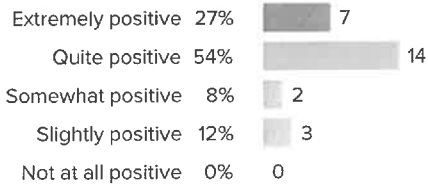
Q.2: For your school leaders, how important is teacher satisfaction?



▼ 8 from last survey

Favorable: **85%**

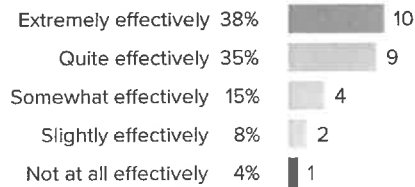
Q.3: Overall, how positive is the influence of the school leaders on the quality of your teaching?



▼ 12 from last survey

Favorable: **81%**

Q.4: How effectively do school leaders communicate important information to teachers?

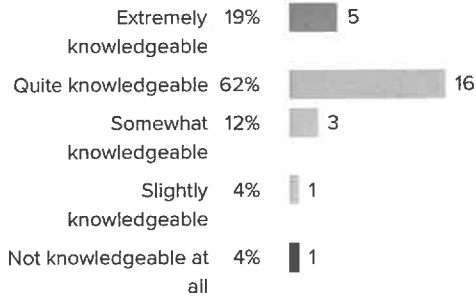


▼ 24 from last survey

Favorable: **73%**

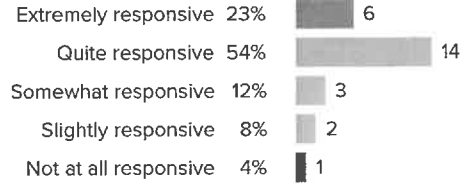


Q.5: How knowledgeable are your school leaders about what is going on in teachers' classrooms?



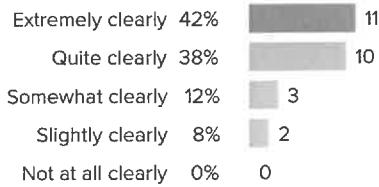
▼ 9 from last survey Favorable: **81%**

Q.6: How responsive are school leaders to your feedback?



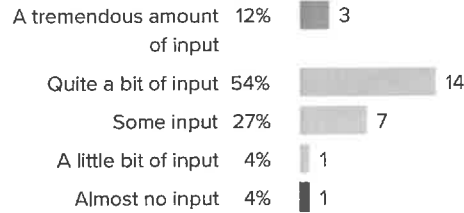
▼ 16 from last survey Favorable: **77%**

Q.7: How clearly do your school leaders identify their goals for teachers?



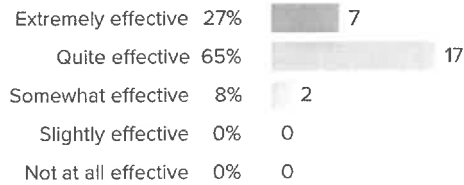
▼ 12 from last survey Favorable: **81%**

Q.8: When the school makes important decisions, how much input do teachers have?



▼ 25 from last survey Favorable: **65%**

Q.9: How effective are the school leaders at developing rules for students that facilitate their learning?



▼ 1 from last survey Favorable: **92%**



Staff-Leadership Relationships

Your average

85%

26 responses

Change

▼ 10

since last survey

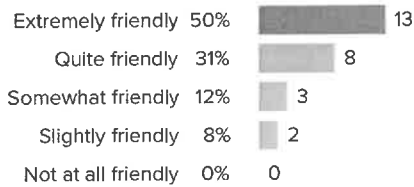
School Type average: **77%** Kentucky Middle Schools

State average: **78%** Kentucky

District average: **78%** Todd County

How did people respond?

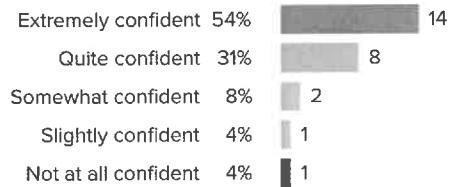
Q.1: How friendly are your school leaders toward you?



▼ 12 from last survey

Favorable: **81%**

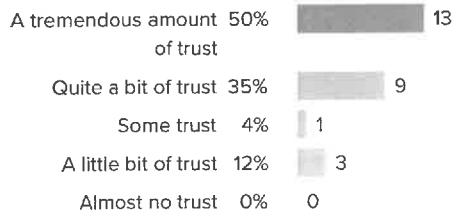
Q.2: How confident are you that your school leaders have the best interests of the school in mind?



▼ 8 from last survey

Favorable: **85%**

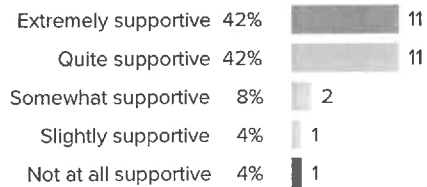
Q.3: How much trust exists between school leaders and faculty?



▼ 12 from last survey

Favorable: **85%**

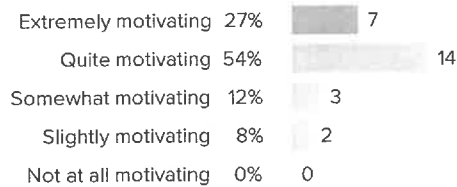
Q.4: When you face challenges at work, how supportive are your school leaders?



▼ 5 from last survey

Favorable: **85%**

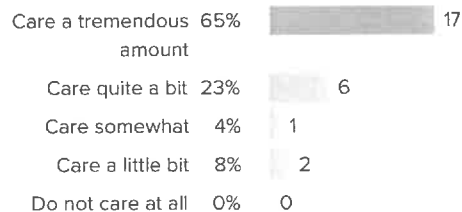
Q.5: At your school, how motivating do you find working with the leadership team?



▼ 9 from last survey

Favorable: **81%**

Q.6: How much do your school leaders care about you as an individual?

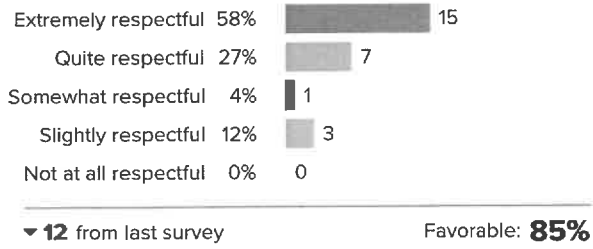


▼ 9 from last survey

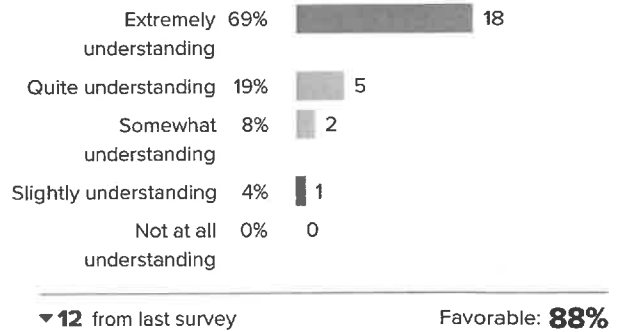
Favorable: **88%**



Q.7: How respectful are your school leaders towards you?



Q.8: When challenges arise in your personal life, how understanding are your school leaders?



Q.9: How fairly does the school leadership treat the faculty?

