



# JCPS Goals & Guardrails

Jefferson County Board of Education Meeting  
January 23, 2024

# Option 1: Original Goals (No Changes)

Original Goals	Interim Examples
The percentage of 5th grade students who score “ready” on the JCPS Academic Readiness measures will increase from <u>%</u> on <u>June 2025</u> to <u>%</u> by <u>June 2030</u> .	<ul style="list-style-type: none"> <li>● MAP Interim Goal</li> <li>● Backpack Interim Goal</li> <li>● Curriculum Interim Goal- Reading</li> </ul>
The percentage of 8th grade students who score as “ready” on the JCPS Academic Readiness measures will increase from <u>%</u> on <u>June 2025</u> to <u>%</u> by <u>June 2030</u> .	<ul style="list-style-type: none"> <li>● MAP Interim Goal</li> <li>● Backpack Interim Goal</li> <li>● Curriculum Interim Goal- Math</li> </ul>
The percentage of 12th grade students who score as “ready” on the JCPS Academic Readiness measures will increase from <u>%</u> on <u>June 2025</u> to <u>%</u> by <u>June 2030</u> .	<ul style="list-style-type: none"> <li>● CERT Interim Goal</li> <li>● Backpack Interim Goal</li> <li>● CERT Interim Goal</li> </ul>
The percentage of 3rd grade students <b>who score at the 60th percentile</b> in Reading according to the Spring Map assessment will increase from <u>36%</u> on <u>June 2023</u> to <u>51%</u> by <u>June 2030</u> .	<ul style="list-style-type: none"> <li>● MAP Fluency Goal</li> <li>● MAP Growth Goal</li> <li>● Curriculum Interim Goal</li> </ul>
The percentage of 8th grade students <b>who score at the 60th percentile</b> in Math according to the Spring Map assessment will increase from <u>23%</u> on <u>June 2023</u> to <u>38%</u> by <u>June 2030</u> .	<ul style="list-style-type: none"> <li>● MAP Fluency Goal</li> <li>● MAP Growth Goal</li> <li>● Curriculum Interim Goal</li> </ul>

**Required Reports: 10 MAP/CERT, 3 Backpack, 4 Curriculum, 3 Composite (MAP, Backpack)**  
**Meeting Reviews: 20**

# Option 1b: Original Goals (with growth and/or achievement)

Original Goals	Interim Examples
The percentage of 5th grade students who score “ready” on the JCPS Academic Readiness measures will increase from <u>%</u> on <u>June 2025</u> to <u>%</u> by <u>June 2030</u> .	<ul style="list-style-type: none"> <li>• MAP Interim Goal</li> <li>• Backpack Interim Goal</li> <li>• Curriculum Interim Goal- Reading</li> </ul>
The percentage of 8th grade students who score as “ready” on the JCPS Academic Readiness measures will increase from <u>%</u> on <u>June 2025</u> to <u>%</u> by <u>June 2030</u> .	<ul style="list-style-type: none"> <li>• MAP Interim Goal</li> <li>• Backpack Interim Goal</li> <li>• Curriculum Interim Goal- Math</li> </ul>
The percentage of 12th grade students who score as “ready” on the JCPS Academic Readiness measures will increase from <u>%</u> on <u>June 2025</u> to <u>%</u> by <u>June 2030</u> .	<ul style="list-style-type: none"> <li>• CERT Interim Goal</li> <li>• Backpack Interim Goal</li> <li>• CERT Interim Goal</li> </ul>
The percentage of 3rd grade students who <b>met their expected growth and/or achievement benchmarks</b> (50th percentile) will increase from <u>%</u> on <u>June 2023</u> to <u>%</u> by <u>June 2030</u> .	<ul style="list-style-type: none"> <li>• MAP Fluency Goal</li> <li>• MAP Growth Goal</li> <li>• Curriculum Interim Goal</li> </ul>
The percentage of 8th grade students who <b>met their expected growth and/or achievement benchmarks</b> (50th percentile) according to the Spring Map assessment will increase from <u>%</u> on <u>June 2023</u> to <u>%</u> by <u>June 2030</u> .	<ul style="list-style-type: none"> <li>• MAP Fluency Goal</li> <li>• MAP Growth Goal</li> <li>• Curriculum Interim Goal</li> </ul>

**Required Reports: 10 MAP/CERT, 3 Backpack, 4 Curriculum, 3 Composite (MAP, Backpack)**  
**Meeting Reviews: 20**

# Option 2: Condense to Readiness Goals

Original Goals	Interim Examples
The percentage of 5th grade students who score “ready” on the JCPS Academic Readiness measures will increase from <u>%</u> on <u>June 2025</u> to <u>%</u> by <u>June 2030</u> .	<ul style="list-style-type: none"><li>● MAP Interim Goal (3rd Grade Literacy)</li><li>● Backpack Interim Goal</li><li>● Curriculum Interim Goal- Reading</li></ul>
The percentage of 8th grade students who score as “ready” on the JCPS Academic Readiness measures will increase from <u>%</u> on <u>June 2025</u> to <u>%</u> by <u>June 2030</u> .	<ul style="list-style-type: none"><li>● MAP Interim Goal (8th Grade Math)</li><li>● Backpack Interim Goal</li><li>● Curriculum Interim Goal- Math</li></ul>
The percentage of 12th grade students who score as “ready” on the JCPS Academic Readiness measures will increase from <u>%</u> on <u>June 2025</u> to <u>%</u> by <u>June 2030</u> .	<ul style="list-style-type: none"><li>● CERT Interim Goal</li><li>● Backpack Interim Goal</li><li>● Curriculum Interim Goal- 10th Grade</li></ul>

*Move 3rd grade literacy and 8th grade math goals to interim goals*

**Required Reports: 3 MAP/CERT, 3 Backpack, 3 Curriculum, 3 Composite (MAP, Backpack)**  
**Meeting Reviews: 12**

# Option 3: Condense to 1 Readiness Goal and 2 MAP Goals

Original Goals	Interim Examples
<p>The percentage of 12th grade students who score as “ready” on the JCPS Academic Readiness measures will increase from <u>%</u> on <u>June 2025</u> to <u>%</u> by <u>June 2030</u>.</p>	<ul style="list-style-type: none"> <li>• 5th Grade Readiness Interim Goal (MAP, backpack composite)</li> <li>• 8th Grade Readiness Interim Goal (MAP, backpack composite)</li> <li>• Backpack Interim Goal</li> </ul>
<p>The percentage of 3rd grade students who <b>met expected growth</b> in Reading according to the Spring Map assessment will increase from <u>%</u> on <u>June 2023</u> to <u>%</u> by <u>June 2030</u>.</p> <p><b>OR</b> The percentage of 3rd grade students who <b>met their expected growth and/or achievement benchmarks</b> (50th percentile) will increase from <u>%</u> on <u>June 2023</u> to <u>%</u> by <u>June 2030</u>.</p>	<ul style="list-style-type: none"> <li>• MAP Fluency Goal</li> <li>• MAP Growth Goal</li> <li>• Curriculum Interim Goal</li> </ul>
<p>The percentage of 8th grade students who <b>met expected growth</b> in Math according to the Spring Map assessment will increase from <u>%</u> on <u>June 2023</u> to <u>%</u> by <u>June 2030</u>.</p> <p><b>OR</b> The percentage of 8th grade students who <b>met their expected growth and/or achievement benchmarks</b> (50th percentile) according to the Spring Map assessment will increase from <u>%</u> on <u>June 2023</u> to <u>%</u> by <u>June 2030</u>.</p>	<ul style="list-style-type: none"> <li>• MAP Fluency Goal</li> <li>• MAP Growth Goal</li> <li>• Curriculum Interim Goal</li> </ul>

*Move 5th and 8th grade readiness goals to interim goals*

**Required Reports: 6 MAP/CERT, 1 Backpack, 2 Curriculum, 3 Composite (MAP, Backpack); Meeting Reviews: 12**

# Guardrails

## Original

1. Safety: Shall not allow unsafe conditions (either socially, emotionally, or physically) to lead to a decrease in students' sense of belonging.
2. Re: Shall not have successfully completed a Racial Equity Analysis Protocol (REAP) or that is non-compliant with the Racial Equity Policy
3. ECE: Shall not allow Exceptional Child Education (ECE) students needs to be unmet by the district
- + 4. ML: Shall not allow Multilingual learners (MLL) students needs to be unmet by the district

## Revised

1. JCPS shall not allow unsafe conditions (either socially, emotionally, or physically)
2. JCPS shall not make significant decisions without first ensuring alignment with the Racial Equity Plan.
3. JCPS shall not allow inequitable resource allocation for ECE students.
4. JCPS shall not allow inequitable resource allocation for ML students.

# Guardrails





## Original

1. Safety: Shall not allow unsafe conditions (either socially, emotionally, or physically) to lead to a decrease in students' sense of belonging.
2. Re: Shall not have successfully completed a Racial Equity Analysis Protocol (REAP) or that is non-compliant with the Racial Equity Policy
3. ECE: Shall not allow Exceptional Child Education (ECE) students needs to be unmet by the district
4. ML: Shall not allow Multilingual learners (MLL) students needs to be unmet by the district

## Revised

1. JCPS shall not allow unsafe conditions (either socially, emotionally, or physically)
2. JCPS shall not make significant decisions without first ensuring alignment with the Racial Equity Plan.
3. JCPS shall not make significant decisions without collaborating with impacted stakeholders.
4. JCPS shall not allow inequitable resource allocation for ECE students and/or ML students.
5. JCPS shall not utilize more than the minimum number of district mandated assessments to monitor student outcomes.

# JCPS Academic Readiness Measures

<b>Process:</b> Quality Work + High Quality Pedagogy		Academic Growth	Defense of Learning	Composite Score															
		Academic Assessment Benchmark	Focused on: Success Skills																
<b>If we focus on...</b> <ul style="list-style-type: none"> <li>★ Quality Work Protocols</li> <li>★ Grade Level Backpack Milestones</li> <li>★ Consistent Rubrics &amp; Exemplars</li> <li>★ A Commitment to Progress Monitoring Systems for Literacy &amp; Math Plans</li> <li>★ Unpacked Learning Targets in All Classes Aligned to Grade Level Standards</li> <li>★ Backwards Planning with Authentic Assessment</li> </ul> <b>Outcomes:</b> We will see... <ul style="list-style-type: none"> <li>★ High Quality Artifacts: Meaningful &amp; Relevant Work</li> <li>★ Personalized Defenses of Learning: Student Reflection on Success Skills</li> <li>★ Interdisciplinary Learning &amp; Increased Engagement</li> <li>★ Academic Growth &amp; Achievement</li> <li>★ Data Driven Decisions: Effective Interventions &amp; Supports</li> </ul>	Elementary  Ready for 6th!	2.5 ↑ Score: Ready Note: Curriculum Assessment <table border="1"> <thead> <tr> <th></th> <th>Reading</th> <th>Math</th> </tr> </thead> <tbody> <tr> <td>1</td> <td>100-201</td> <td>100-203</td> </tr> <tr> <td>2</td> <td>202-213</td> <td>204-218</td> </tr> <tr> <td>3</td> <td>214-224</td> <td>219-233</td> </tr> <tr> <td>4</td> <td>225-350</td> <td>234-350</td> </tr> </tbody> </table>		Reading	Math	1	100-201	100-203	2	202-213	204-218	3	214-224	219-233	4	225-350	234-350	2.5 ↑ Score: Ready  <b>Presentation of Student Learning &amp; Growth:</b>  Defense of Learning Rubric	2.49 ↓ Ready w/Support  2.5 ↑ Ready
		Reading	Math																
	1	100-201	100-203																
2	202-213	204-218																	
3	214-224	219-233																	
4	225-350	234-350																	
Middle  Ready for 9th!	2.5 ↑ Score: Ready <table border="1"> <thead> <tr> <th></th> <th>Reading</th> <th>Math</th> </tr> </thead> <tbody> <tr> <td>1</td> <td>100-213</td> <td>100-218</td> </tr> <tr> <td>2</td> <td>214-224</td> <td>219-230</td> </tr> <tr> <td>3</td> <td>225-235</td> <td>231-250</td> </tr> <tr> <td>4</td> <td>236-350</td> <td>251-350</td> </tr> </tbody> </table>		Reading	Math	1	100-213	100-218	2	214-224	219-230	3	225-235	231-250	4	236-350	251-350	2.5 ↑ Score: Ready  <b>Presentation of Student Learning &amp; Growth:</b>  Defense of Learning	2.49 ↓ Ready w/Support  2.5 ↑ Ready	
	Reading	Math																	
1	100-213	100-218																	
2	214-224	219-230																	
3	225-235	231-250																	
4	236-350	251-350																	
Secondary  Post Secondary Ready!	Meeting ONE of the following academic <u>readiness benchmarks</u> on: <ol style="list-style-type: none"> <li>1. College admissions exam</li> <li>2. 3 hours of college credit or postsecondary articulated credit</li> <li>3. AP, IB, CAI exam</li> </ol>	2.5 ↑ Score: Ready  <b>Presentation of Student Learning &amp; Growth:</b> Defense of Learning	2.49 ↓ Ready w/Support  2.5 ↑ Ready																