



Kentucky Department of **EDUCATION**

# School Report Card

School Year:

2022-2023 ▼

Search by school or district

Select Language ▼

Powered by Google Translate



Information about changes to the data being reported is available in the [SRC 2023 Data Update Report](#).

Kentucky

Simpson County

Lincoln Elementary School

VIEW ALL SCHOOLS IN THIS DISTRICT

## Lincoln Elementary School

PRINCIPAL

Joyce Pedigo Pais

joyce.pais@simpson.kyschools.us

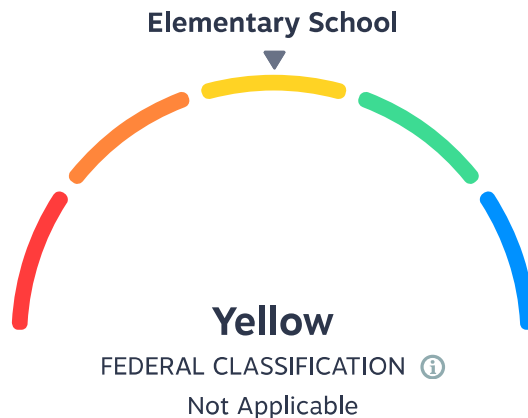
COMPARE KEY TOPICS

Overall Performance Rating [View Accountability Data >](#)

Legend

- Red (Lowest Performance)
- Orange
- Yellow
- Green
- Blue (Highest Performance)

Overall performance rating is one (1) of the five (5) color-coded performance levels that aggregates all available state indicator data for performance status.



## Summary [i](#)

 Information Not Available

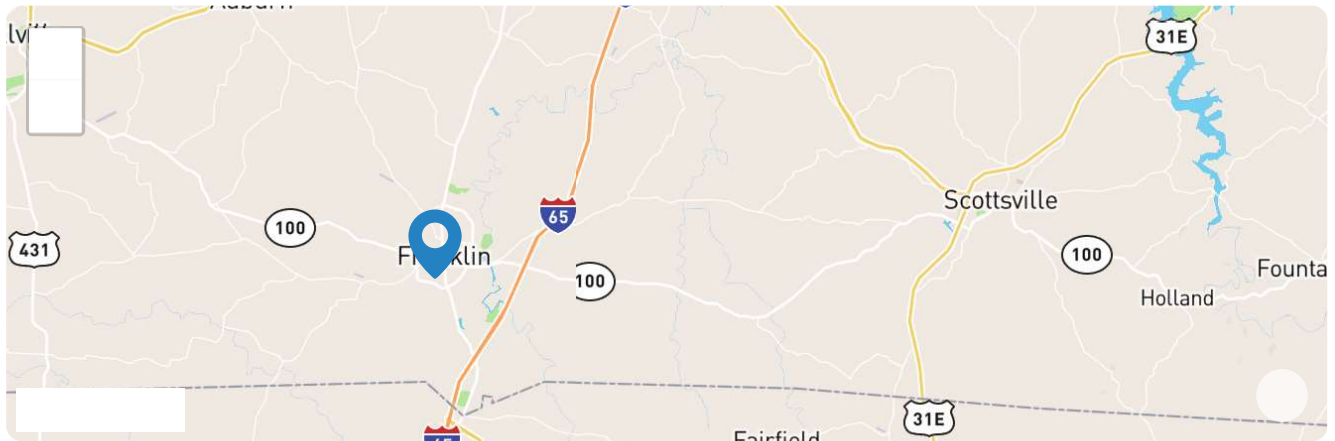
 Grades 4th-5th

## CLASSIFICATION [i](#)

A1

## TITLE I STATUS [i](#)

Title 1 Eligible - Schoolwide School



601 John J. Johnson Ave  
Franklin, KY 42134

School Code: 535045


Phone: (270) 586-7133  
Fax: (270) 586-2045



## Resources

 [A Message from the Superintendent](#)

 [View School-Based Decision Making Council Members](#)

 Families for up-to-date detailed information on your child's performance, log into the [Infinite Campus app or web portal](#).

 [Research Data](#)   
Data sets for analyzing Kentucky education data

[Lincoln Elementary School Website](#)

## Key Topics



# Overview

What are the characteristics of this school?

## Students >

Student enrollment counts and percentages. Includes end-of-year enrollment, and total student count and provides detail on student groups including English Learners, Gifted and Talented, Homeless, Migrant, Students with Disabilities with an IEP, and Economically Disadvantaged students.

## Faculty, Staff and Community >

Faculty and staff counts and percentages, information on teacher turnover, new teachers, certifications, credentials and qualifications. Also includes community detail on parent involvement.

## Access to Technology >

Information on student access to technology across the state as reported by districts through the annual Digital Readiness Survey.

## Civil Rights Data Collection >

Selected facts about education access and equity from the federal Office for Civil Rights' biennial data collection (school-level data only).

## Economically Disadvantaged

## Student Demographics

## Faculty Gender

## Faculty Demographics

Data is displayed to the extent available for public reporting and is reflective of the student population. To protect the privacy of an individual student's identity or performance, the data tables include an asterisk (\*) to indicate insufficient data. If no data is displayed, the data is unavailable for the year or population.



## Academic Performance

How are students performing academically?

### Assessment Results

Students are assessed in grades 3-8, 10 and 11 in a variety of subjects on tests that were developed by Kentucky teachers. Students in grade 11 also take a college admissions exam. For each subject assessment, students are ranked as either Distinguished, Proficient, Apprentice or Novice. Comparisons may be made between school and district performances based on these performance scores.

### Reading

Students that tested and are accountable with proficient/distinguished scores

## Mathematics

Students that tested and are accountable with proficient/distinguished scores

Data is displayed to the extent available for public reporting and is reflective of the student population. To protect the privacy of an individual student's identity or performance, the data tables include an asterisk (\*) to indicate insufficient data. If no data is displayed, the data is unavailable for the year or population.



## Educational Opportunity

What educational opportunities are available to students?

### Gifted and Talented



Student participation in Primary Talent Pool (K-3) or formally identified for the Gifted and Talented Program (grades 4 - 12).

---

## General Education Coursework >

Course offerings and enrollment in select courses, including: visual and performing arts, world languages, health education and physical education, and career studies.

## Gifted And Talented i

---

Data is displayed to the extent available for public reporting and is reflective of the student population. To protect the privacy of an individual student's identity or performance, the data tables include an asterisk (\*) to indicate insufficient data. If no data is displayed, the data is unavailable for the year or population.

---



## School Safety

How safe is this school?

### Safety >

Indicators of school safety include behavior events, resolutions and legal sanctions reported by schools, as well as precautionary measures in place to promote the safety of students in schools.

### Students With Behavior Events

### Students With Discipline Resolutions

Data is displayed to the extent available for public reporting and is reflective of the student population. To protect the privacy of an individual student's identity or performance, the data tables include an asterisk (\*) to indicate insufficient data. If no data is displayed, the data is unavailable for the year or population.



## Financial Transparency

How equitable is spending and funding across districts?



## Audited financial data available in the spring.

Prior year data available

View the [SCHOOL PROFILE REPORT](#) 

- [Data Sets](#)
- [Glossary](#)
- [Other Education Data](#)
- [Privacy](#)
- [Disclaimer](#)
- [Help](#)
- [Provide Feedback](#)