



FLOYD COUNTY BOARD OF EDUCATION
Anna Whitaker Shepherd, Superintendent
442 KY RT 550
Eastern, KY 41622
Telephone (606) 886-2354 Fax (606) 886-4550
www.floyd.kyschools.us

Linda C. Gearheart, Board Chair - District 1
William Newsome, Jr., Vice-Chair - District 3
Dr. Chandra Varia, Member - District 2
Keith Smallwood, Member - District 4
Steve Slone, Member - District 5

Consent Agenda Item (Action Item): Receive Utility Report for May Valley Elementary.

Applicable State or Regulations: Board Policy 05.23

Fiscal/Budgetary Impact:

2021/2022 SY (July 21- June 22) \$69,890

2022/2023 SY (July 22- June 23) \$73,938

History/Background:

December 2023

Board received utility report for RLC/FCSI.

Recommended Action: To accept report as presented.

Contact Person(s):

Linda Hackworth
606-874-9569

N/A
Principal

Linda Hackworth
Director


Anna W. Shepherd
Superintendent

Date: January 8, 2024



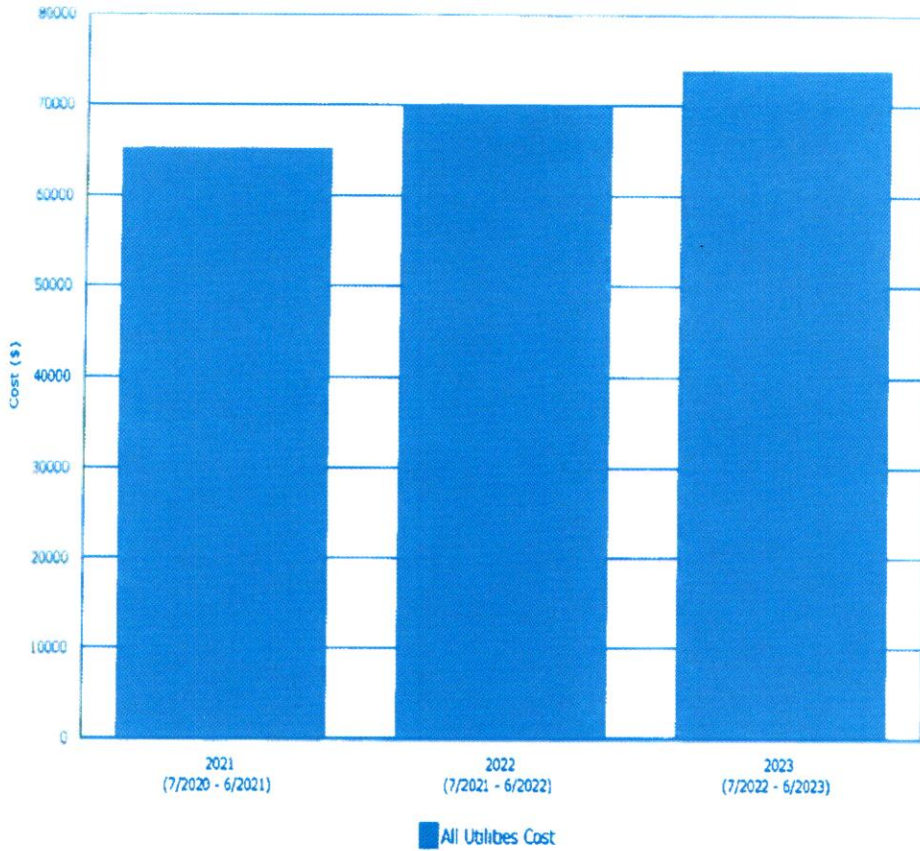
Utility Report January 22, 2024

May Valley Elementary 2021/2022 / 2022/2023 School Years



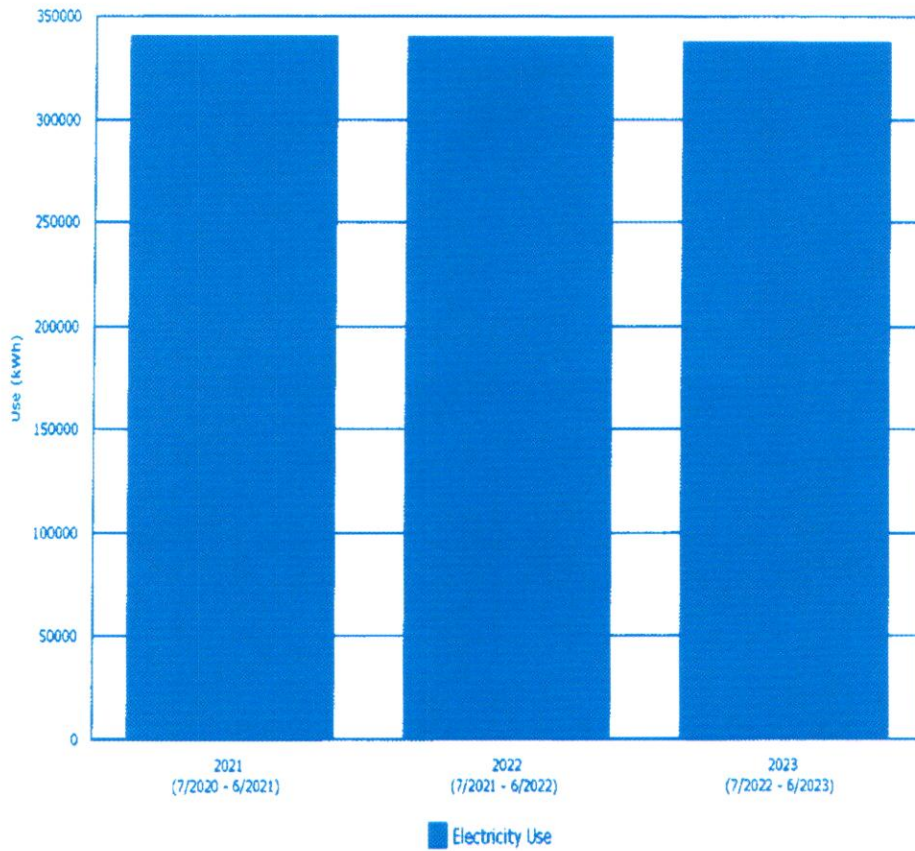
The Floyd County Board of Education does not discriminate on the basis of race, color, national origin, age, religion, marital status, sex, or disability in employment, educational programs, or activities as set forth in Title IX & VI, and in Section 504.

**Year-Over-Year Comparison
 Floyd County Board of Education
 May Valley Elementary -- 7/2020 to 6/2023**



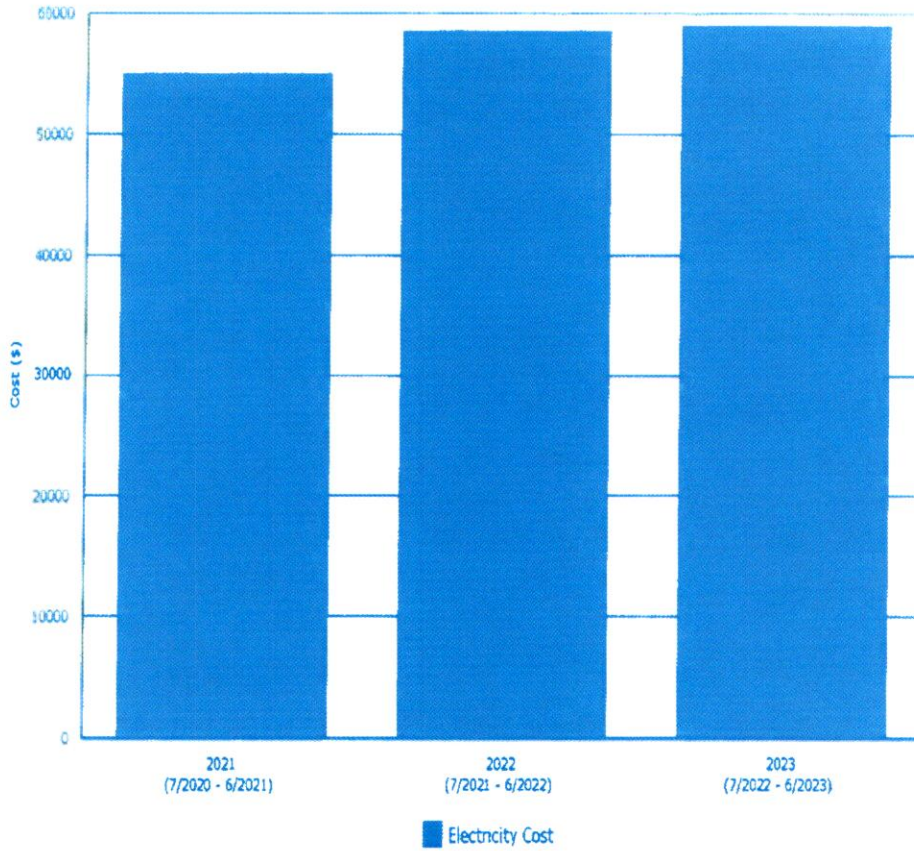
Period	All Utilities Cost
2021	\$65,253
2022	\$69,890
2023	\$73,938

**Year-Over-Year Comparison
 Floyd County Board of Education
 May Valley Elementary -- 7/2020 to 6/2023**



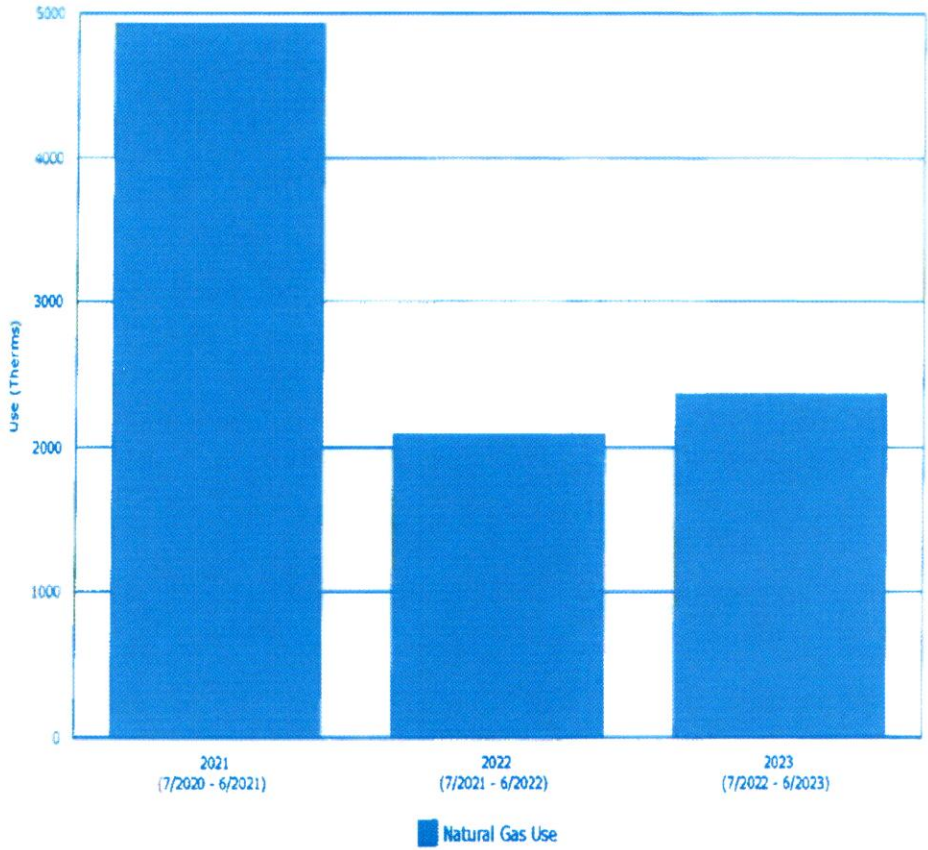
Period	Electricity Use (kWh)
2021	340,978
2022	340,356
2023	338,245

**Year-Over-Year Comparison
 Floyd County Board of Education
 May Valley Elementary -- 7/2020 to 6/2023**



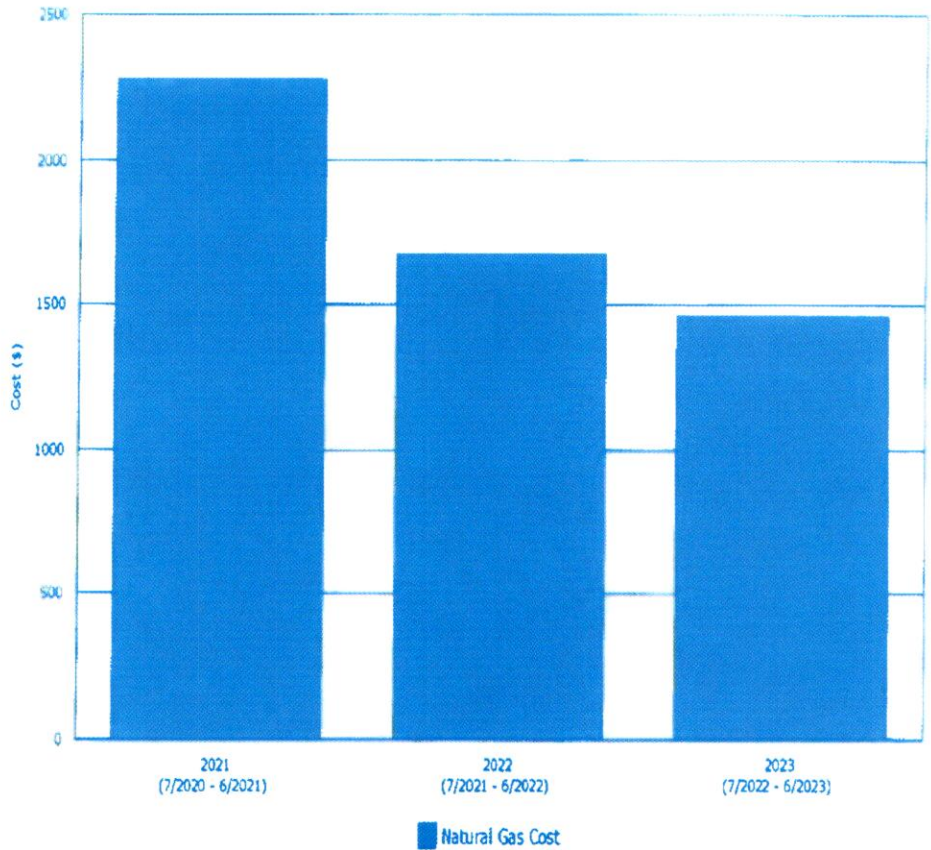
Period	Electricity Cost
2021	\$55,076
2022	\$58,663
2023	\$59,012

**Year-Over-Year Comparison
 Floyd County Board of Education
 May Valley Elementary -- 7/2020 to 6/2023**



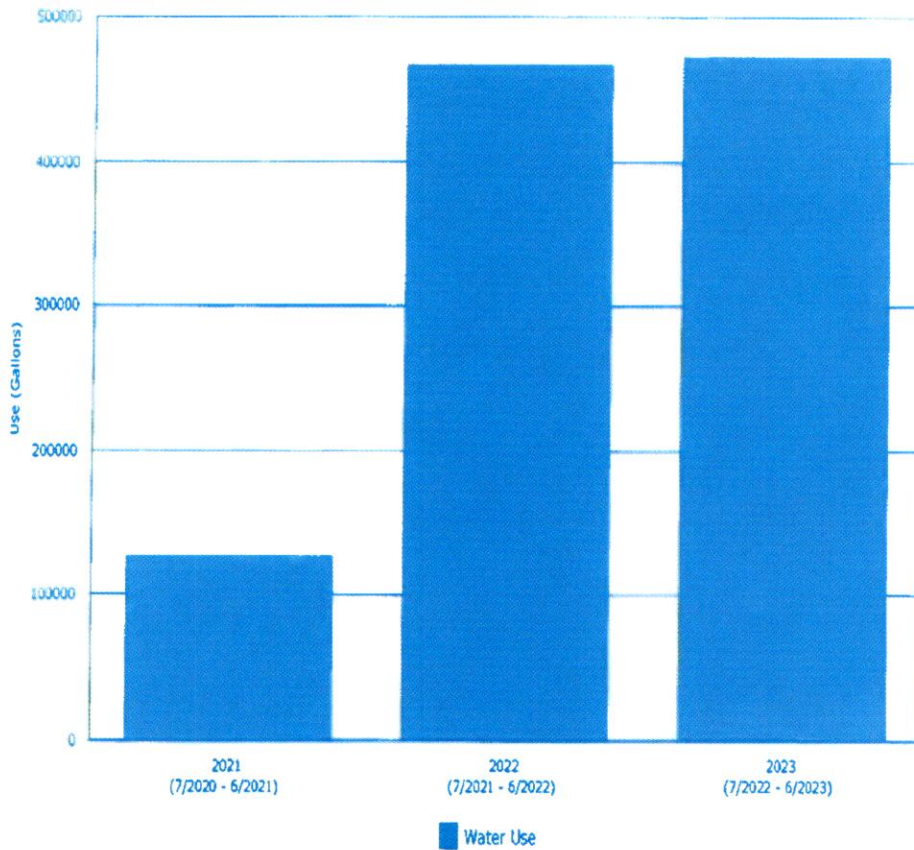
Period	Natural Gas Use (Therms)
2021	4,934
2022	2,097
2023	2,364

**Year-Over-Year Comparison
 Floyd County Board of Education
 May Valley Elementary -- 7/2020 to 6/2023**



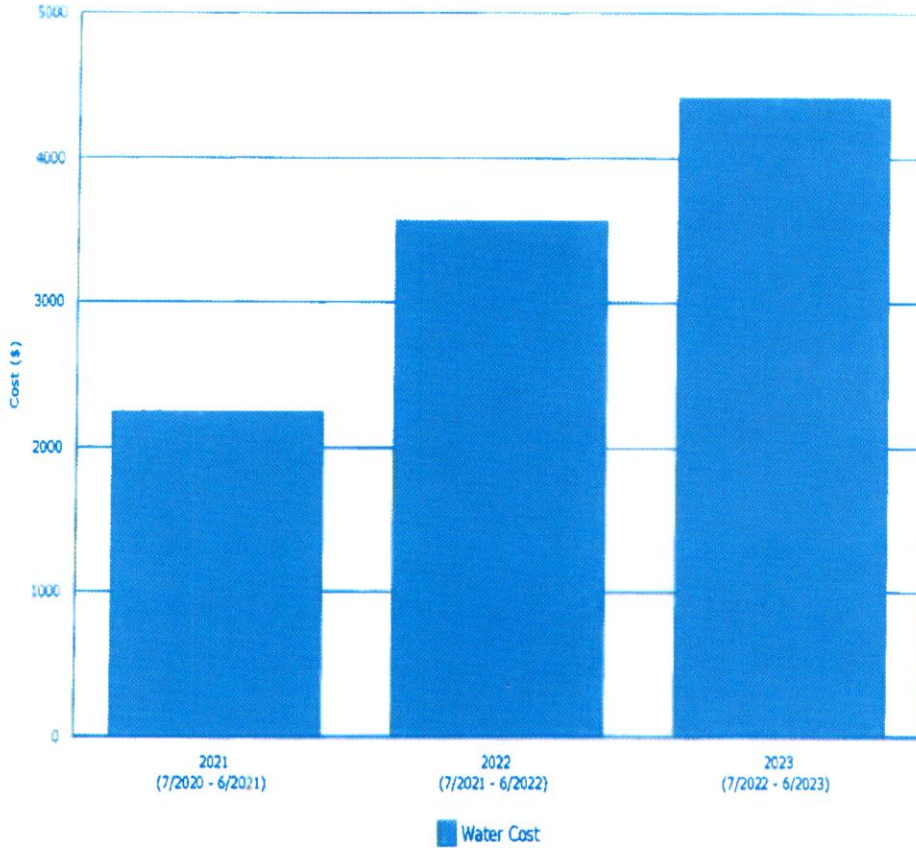
Period	Natural Gas Cost
2021	\$2,281
2022	\$1,679
2023	\$1,467

**Year-Over-Year Comparison
 Floyd County Board of Education
 May Valley Elementary -- 7/2020 to 6/2023**



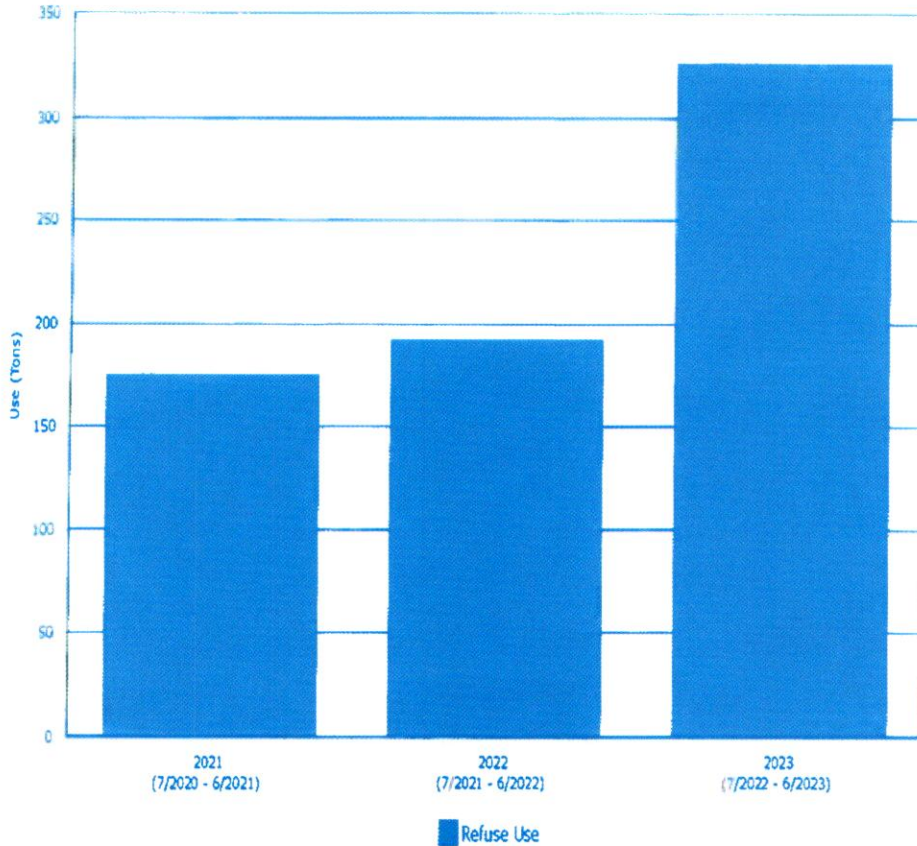
Period	Water Use (Gallons)
2021	126,475
2022	467,189
2023	472,061

**Year-Over-Year Comparison
 Floyd County Board of Education
 May Valley Elementary -- 7/2020 to 6/2023**



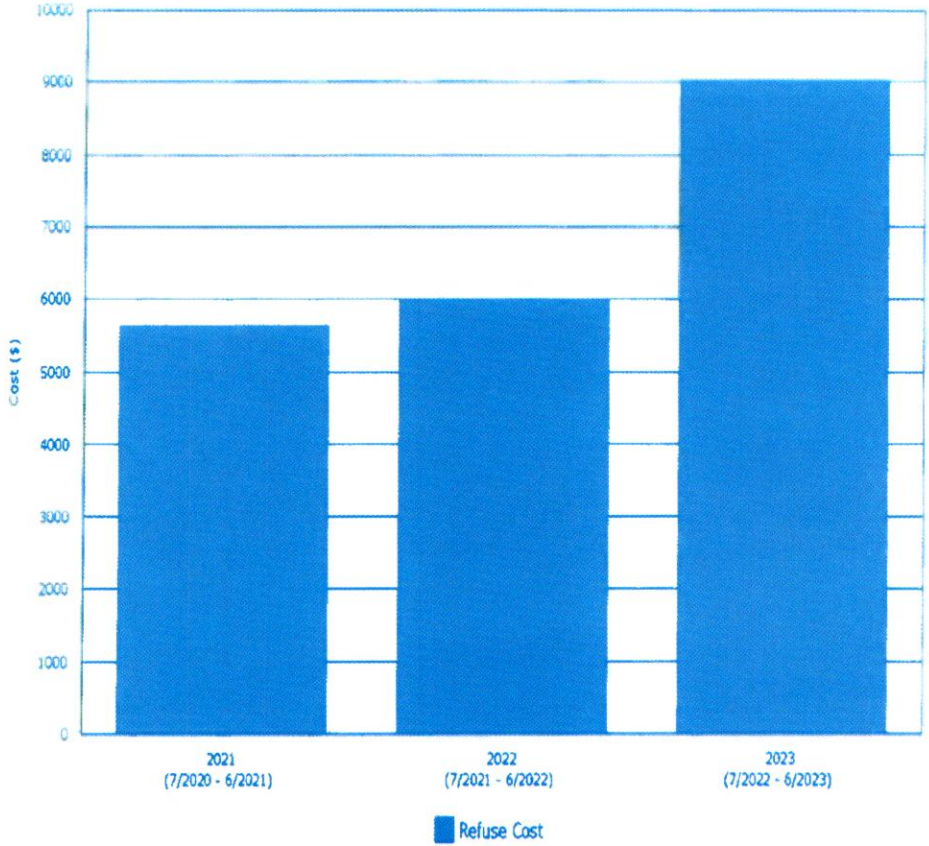
Period	Water Cost
2021	\$2,253
2022	\$3,570
2023	\$4,416

**Year-Over-Year Comparison
 Floyd County Board of Education
 May Valley Elementary -- 7/2020 to 6/2023**



Period	Refuse Use (Tons)
2021	175
2022	192
2023	326

**Year-Over-Year Comparison
 Floyd County Board of Education
 May Valley Elementary -- 7/2020 to 6/2023**



Period	Refuse Cost
2021	\$5,643
2022	\$5,977
2023	\$9,044