



**South Todd
Elementary
2022-2023
KSA**



Overall Cut Scores

LAST YEAR

School Level	RED	ORANGE	YELLOW	GREEN	BLUE
Elementary	0-34.9	35.0-52.9	53.0-68.9	69.0-78.9	79.0 or more
Middle	0-36.9	37.0-50.9	51.0-61.9	62.0-70.9	71.0 or more
High	0-47.9	48.0-58.9	59.0-66.9	67.0-77.9	78.0 or more

Current Year Status Score + Change Score = Overall Indicator Performance Rating

CHANGE 

STATUS 

Status and Change Ratings	Declined Significantly from Prior Year	Declined from Prior Year	Maintained from Prior Year	Increased from Prior Year	Increased Significantly from Prior Year
Very High in Current Year	Yellow	Green	Blue	Blue	Blue
High in Current Year	Yellow	Yellow	Green	Green	Blue
Medium in Current Year	Orange	Orange	Yellow	Green	Green
Low in Current Year	Red	Orange	Orange	Yellow	Yellow
Very Low in Current Year	Red	Red	Red	Orange	Yellow



Individual School Rating:

STES Overall Rating

Orange

With an Index Score of 53.9

School Level	RED	ORANGE	YELLOW	GREEN	BLUE
Elementary	0-37.9	38.0-54.9	55.0-69.9	70.0-82.9	83.0 or more



Accountability Indicator STATUS Cut Scores

School Level	Indicators	Very Low	Low	Medium	High	Very High
Elementary	Reading/ Mathematics	0-31.9	32.0-53.9	54.0-69.9	70.0-80.9	81.0-125
	Science/SS/ Writing	0-33.9	34.0-49.9	50.0-66.9	67.0-75.9	76.0-125
	English Learner Progress	0-33.9	34.0-47.9	48.0-57.9	58.0-64.9	65.0-140
	School Climate & Safety	0-66.9	67.0-73.9	74.0-76.9	77.0-81.9	82.0-100

Accountability Indicator STATUS Cut Scores

School Level	Indicators	Declined Significantly	Declined	Maintained	Increased	Increased Significantly
Elementary	Reading/ Mathematics	-6.1 or less	-6.0- to -2.1	-2.0 to 0.0	0.1 to 6.9	7.0 or more
	Science/SS/ Writing	-7.1 or less	-7.0 to -2.1	-2.0 to 0.0	0.1 to 8.9	9.0 or more
	English Learner Progress	-7.1 or less	-7.0 to -1.1	-1.0 to 0.0	0.1 to 22.9	23.0 or more
	School Climate & Safety	-5.1 or less	-5.0 to -2.1	-2.0 to 0.0	0.1 to 3.7	3.8 or more



Our 4 Indicators: Reading & Math


- Reading Index: **56.2** Rated **Medium**
- Math Index: **58.0** Rated **Medium**

Reading and Math Combined Indicator Score:
52.5 - Orange

Current Year Combined Score 57.1 (Medium)

Prior Year Status 61.7 (decline of 4.6)

Accountability Indicator Cut Scores

School Level	Indicators	Very Low	Low	Medium	High	Very High
Elementary	Reading/ Mathematics	0-31.9	32.0-53.9	54.0-69.9 	70.0-80.9	81.0-125
	Science/SS/ Writing	0-33.9	34.0-49.9	50.0-66.9	67.0-75.9	76.0-125
	English Learner Progress	0-33.9	34.0-47.9	48.0-57.9	58.0-64.9	65.0-140
	School Climate & Safety	0-66.9	67.0-73.9	74.0-76.9	77.0-81.9	82.0-100



Our 4 Indicators: Reading & Math

Percentage Proficient & Distinguished in **READING**

	2020-2021	2021-2022	2022-2023
3rd Grade Reading	32%	45%	38%
4th Grade Reading	42%	46%	42%
5th Grade Reading	44%	47%	35%
OVERALL	39%	46%	38%



Our 4 Indicators: Reading & Math

Percentage Proficient & Distinguished in MATH



	2020-2021	2021-2022	2022-2023
3rd Grade Math	31%	48%	40%
4th Grade Math	37%	40%	41%
5th Grade Math	32%	40%	35%
OVERALL	33%	43%	39%



Our 4 Indicators: Science, SS, & Writing

- Science Index: **59.9** Rated **Medium**
- Social Studies Index: **52.4** Rated **Medium**
- Combined Writing: **54.1** Rated **Medium**
- Science, SS, & Writing **Combined** Indicator Score
Rated **Yellow** at an Index of **54.1**

Accountability Indicator Cut Scores


School Level	Indicators	Very Low	Low	Medium	High	Very High
Elementary	Reading/ Mathematics	0-31.9	32.0-53.9	54.0-59.9 	70.0-80.9	81.0-125
	Science/SS/ Writing	0-33.9	34.0-49.9	50.0-56.9 	67.0-75.9	76.0-125
	English Learner Progress	0-33.9	34.0-47.9	48.0-57.9	58.0-64.9	65.0-140
	School Climate & Safety	0-66.9	67.0-73.9	74.0-76.9	77.0-81.9	82.0-100



Our 4 Indicators: Science, Social Studies, & Writing

Percentage Proficient & Distinguished




	2020-2021	2021-2022	2022-2023
4th Grade Science	24%	26%	33%
5th Grade Social Studies	-	44%	33%
5th Grade Combined Writing	26%	24%	30%



4 Indicators: English Learners Progress

- Index Score of **50.0** Rated **YELLOW**
 - This is based on **WIDA ACCESS** scores
Current Year 43.4 (LOW)
Prior Year 36.8 (Increase of 6.6)

Accountability Indicator Cut Scores





School Level	Indicators	Very Low	Low	Medium	High	Very High
Elementary	Reading/ Mathematics	0-31.9	32.0-53.9	54.0-59.9 	70.0-80.9	81.0-125
	Science/SS/ Writing	0-33.9	34.0-49.9	50.0-56.9 	67.0-75.9	76.0-125
	English Learner Progress	0-33.9	34.0-47.9	48.0-57.9 	58.0-64.9	65.0-140
	School Climate & Safety	0-66.9	67.0-73.9	74.0-76.9	77.0-81.9	82.0-100



4 Indicators: School Climate & Safety

- Climate Indicator Score 80.1
- Safety Indicator Score 74.4
- Combined Indicator Score of **75.8** Rated **GREEN**

Accountability Indicator Cut Scores

School Level	Indicators	Very Low	Low	Medium	High	Very High
Elementary	Reading/ Mathematics	0-31.9	32.0-53.9	54.0-69.9 	70.0-80.9	81.0-125
	Science/SS/ Writing	0-33.9	34.0-49.9	50.0-65.9 	67.0-75.9	76.0-125
	English Learner Progress	0-33.9	34.0-47.9	48.0-57.9 	58.0-64.9	65.0-140
	School Climate & Safety	0-66.9	67.0-73.9	74.0-76.9 	77.0-81.9	82.0-100