
Superintendent's Report: State Funding

November 27, 2023



BULLITT
COUNTY
PUBLIC
SCHOOLS

Moving Forward

The Current Status of SEEK FUNDING in Kentucky



A Local District's View

1 Additional Funds Are Needed to Restore State SEEK funding to the same 2008 buying power – “Back on Track”

1 SEEK Base per Student was \$3,822 in 2008. In 2023, the SEEK Base when adjusted for inflation should be \$5,400. State SEEK was only \$4,100 per student in 2023 for a difference of an additional \$1,300 required just to keep pace with inflation.


1 The SEEK Base serves as a derivative for the SEEK Add-Ons: Children with disabilities; Students living in poverty, Students designated as free lunch, and EL students.

1 SEEK Transportation funding (A KY law requirement is supposed to be reimbursement of actual cost) remains funded at 69% when the law requires 100%. This should be an additional \$2,334,158 annually, for Bullitt County. We DO appreciate the Legislature's effort to increase this funding from 55% to 69% in the last legislative session.

1 We recognize we did not get here overnight. This is a 15-year problem. We ask that the Legislature begin moving in this direction over the next 2 - 4 year period.

1 We know that Teacher/Staff recruitment and retention is a significant problem. This funding gap is the primary issue. If we can get “Back on Track”, we can significantly help this problem.

1 We do appreciate the Legislature's efforts to maintain the funding for the TRS actuarial required contribution (ARC). However, we must make strides to achieve funding for BOTH the TRS requirement and to ensure that our students have the full, inflationary adjusted SEEK funding required to provide KY's students the excellent education they deserve.



It's time to restore our state funding to it's 2008 Buying Power and get Back on Track



COUNCIL FOR BETTER EDUCATION

BACK ON TRACK REPORTS

“Back on Track” means getting State SEEK funding back to the same buying power as 2008 levels of K-12 funding

“Back on Track” Reports were Provided by CBE to ALL 171 Kentucky Superintendents.

“Back on Track” Reports Include a Statewide Report and a District Specific Report.

These reports are Based on Changes in the Consumer Price Index (CPI) from 2008 to 2023 and solely focus on the Kentucky SEEK funding formula during this most recent 15-year period.



DID YOU KNOW?!

\$100.00 in 2008 has the same
buying power as \$139.44 in
2023?



\$1,000,000 in 2008 has
the same buying power
as **\$1,394,369 in 2023?**



OUTCOMES OF INADEQUATE FUNDING



- ⚠️ **Teacher/Staff Salaries Are Far Behind the Marketplace (nationally 25% lower as compared to other professions with comparable education)**
- ⚠️ **Inversion of State Spending vs. Local Spending Per Pupil.**
- ⚠️ **Negative Impact on Local District Property Tax Rates (15 years). Local communities are picking up larger share.**
- ⚠️ **Greater Separation in Wealth Inequalities Among KY School Districts (Equity).**
- ⚠️ **Increased Stress on Transportation Operations (69% Funded).**
- ⚠️ **Increasingly Difficult to Meet the Academic Needs of Students (People & Instructional Resources)**
- ⚠️ **State Mandates continue to strain already stretched resources (Munis, IC, Safety, Mental Health, Health Services)**

GETTING SEEK FUNDING BACK ON TRACK

It's time to restore the SEEK guarantee to its 2008 buying power.

BULLITT COUNTY SCHOOLS

2022-2023

MORE BASE FUNDING PER STUDENT	\$1,300
MORE FUNDING TO MEET ADDED STUDENT NEEDS	\$308
MORE TRANSPORTATION FUNDING	\$194
INCREASE IN STATE TIER 1 FUNDING	\$49
TOTAL ADDED FUNDING PER STUDENT	\$1,851
TOTAL ADDITIONAL FUNDING REQUIRED	\$22,278,517

1

FULL BUYING POWER

First, getting SEEK back on track means bringing the SEEK guarantee per pupil back to the full buying power it had in the 2008 school year. Year after year, inflation has been shrinking the value of basic school dollars. To match the 2008 SEEK guarantee of \$3,822 per student, it will take \$5,400 in today's dollars. The SEEK guarantee amount is also used to calculate add-ons for student needs and district eligibility for Tier 1 additional funding.

2

ADDRESSING COST OF TRANSPORTATION

Second, getting SEEK back on track means addressing the full cost of school transportation. Transportation has always been part of the SEEK formula, using the state's own calculation of what transportation should cost. But for years and years now, state funding has provided only a fraction of that amount. In the 2022-23 school year, state funding addressed only 69% of the cost.

Getting SEEK Back on Track report generated by The Kentucky Council for Better Education. Visit us online kycbe.com or scan the QR code here.



THE CALCULATIONS

“Back on Track” means getting State SEEK funding “Back on Track” with K-12 funding due to inflationary erosion.

These reports are Based on Changes in the Consumer Price Index (CPI) from 2008 to 2023 and solely focus on the Kentucky SEEK funding formula during this most recent 15-year period.

Bullitt County Schools

SEEK BASE

	CURRENT	BACK ON TRACK \$5,400 BASE	ADDITIONAL FUNDING REQUIRED
BASE GUARANTEE TOTAL	\$49,344,623	\$64,990,479	15,645,856
STUDENTS	12,035	12,035	N/A
BASE GUARANTEE PER STUDENT	\$4,100	\$5,400	\$1,300

SEEK ADD-ONS FOR STUDENT NEEDS

	CURRENT	BACK ON TRACK \$5,400 BASE	ADDITIONAL FUNDING REQUIRED
ADD-ON FOR AT-RISK STUDENTS (15% OF BASE)	\$3,514,872	\$4,629,344	\$1,114,472
ADD-ON FOR EXCEPTIONAL STUDENTS (235%, 117% OR 24% OF BASE)	\$8,058,919	\$10,614,186	\$2,555,267
ADD-ON FOR HOME AND HOSPITAL STUDENTS (BASE MINUS \$100)	\$39,480	\$52,311	\$12,831
ADD-ON FOR STUDENTS WITH LIMITED ENGLISH PROFICIENCY (9.6% OF BASE)	\$78,720	\$103,680	\$24,960
ADD-ON TOTAL	\$11,691,991	\$15,399,521	3,707,530
STUDENTS	12,035	12,035	N/A
ADD-ONS PER STUDENT	\$971	\$1,280	\$309

SEEK TRANSPORTATION

	CURRENT	BACK ON TRACK \$5,400 BASE	ADDITIONAL FUNDING REQUIRED
SEEK TRANSPORTATION	\$5,158,775	\$7,492,933	2,334,158.00
STUDENTS	12,035.27	12,035	N/A
SEEK TRANSPORTATION PER STUDENT	\$429	\$623	\$194

Districts qualify for SEEK Base, Add-ons, and Transportation by gathering local tax revenue equal to 30¢ for every \$100 in assessed property value. Residents in this school district are already contributing that local share. It's time to get the state share back on track.


TIER 1 ADDED EQUALIZATION

	CURRENT	BACK ON TRACK \$5,400 BASE	ADDITIONAL FUNDING REQUIRED
TIER 1 MAXIMUM	\$10,279,432	\$13,182,440	N/A
LOCAL SHARE OF MAXIMUM	\$8,186,821	\$10,498,855	N/A
STATE SHARE OF MAXIMUM	\$2,092,612	\$2,683,585	590,973
STUDENTS	12,035	12,035	N/A
STATE SHARE OF MAXIMUM PER STUDENT	\$174	\$223	\$49



State SEEK Base Adjusted for Inflation





State Share Vs Local Share





The Funding Gap: Equity Problems





BULLITT COUNTY PUBLIC SCHOOLS

INDIANA



\$60,000 AVERAGE
SALARY BY 2024

FLORIDA



\$47,000 STARTING SALARY

TENNESSEE



\$50,000 STARTING SALARY
OVER FOUR YEARS

KENTUCKY



\$38,010 AVERAGE STARTING SALARY

SOUTH CAROLINA



\$50,000 STARTING
SALARY BY 2026

ARKANSAS



\$50,000 MINIMUM
STARTING SALARY

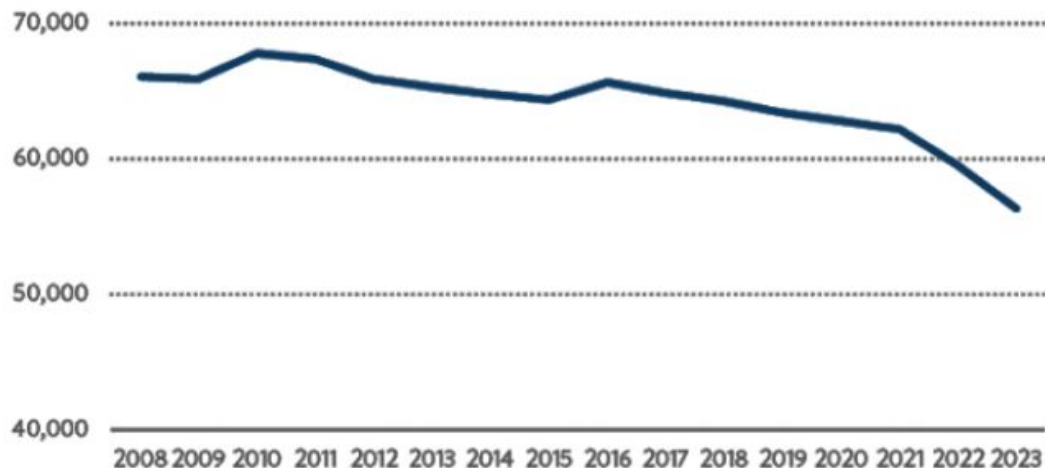
DATA SOURCES:
AVERAGE TEACHER STARTING BY STATE 2019-2020: [HTTPS://BIT.LY/48T0D0V](https://bit.ly/48T0D0V)
ED WEEK, TEACHERS IN 6 STATES WILL GET RAISES, MORE COULD JOIN THEM, JUNE 22, 2023 [HTTPS://BIT.LY/3KXKX0L](https://bit.ly/3KXKX0L)





Average Kentucky Teacher Pay Has Fallen 7 Years In a Row

Average classroom teacher annual pay in Kentucky inflation-adjusted for September 2022



Source: KyPolicy analysis of data from the Kentucky Department of Education and the Consumer Price Index for all Urban Areas.

Kentucky Center for Economic Policy | kypolicy.org

<https://youtu.be/ECZZrTjVcM8?si=aspIA8exVp7UhSmh>

“Crisis in the Bluegrass” Produced by KASA



**Who will educate our students
when all the teachers are gone?**

CRI

SIS

KENTUCKY CONSTITUTION

Section 183

General Assembly to provide for school system.


“The General Assembly shall, by appropriate legislation, provide for an efficient system of common schools throughout the State”.

Text as Ratified on: August 3, 1891, and revised September 28, 1891.

In 1989, in **Rose v. Council for Better Education**,

“The children of the poor and the children of the rich, the children who live in the poor districts and the children who live in the rich districts must be given the same opportunity and access to an adequate education. **This obligation cannot be shifted to local counties and local school districts.**”

“To meet the constitutional requirement, the Court explained, **the education system must be adequately funded, ensure equality, and be designed to provide every child with seven delineated capacities**”.



MORE FROM ROSE DECISION...

The **KY Supreme Court** listed the characteristics of an efficient system of schools in the Rose Decision:



(1) The establishment, maintenance and funding of common schools in Kentucky is the sole responsibility of the General Assembly.

(2) Common schools shall be free to ALL, available to ALL KY children, substantially uniform throughout the state, provide equal opportunities to all Kentucky children, regardless of place of residence or economic circumstances, monitored by the General Assembly...

(3) The premise for the existence of common schools is that ALL children in Kentucky have a constitutional right to an adequate education.

(4) The General Assembly shall provide funding which is sufficient to provide each child in Kentucky an adequate education.

(5) An adequate education is one which has as its goal the development of the seven capacities.




The Ask Is Simple...

- 1. Provide funding necessary to establish a minimum teacher starting salary of \$45,000**
- 2. Commit to Getting State Funding “Back on Track” over the next 2 Bienniums so we can adequately compensate our professionals**



**Public Education:
Tomorrow's Economy Starts Here**



KASA
Kentucky Association of School Administrators
**Coalition to Sustain the
Education Profession**

**Recommendations to
Retain & Recruit High Quality Educators**

Prepared for 2024 Kentucky General Assembly
September 2023

Prepared by:
Kentucky Association of School Administrators
87 C. Michael Emmert Blvd., Frankfort, KY 40601
(502) 928-6272 • www.kasa.org

