


# THE CURRENT STATUS OF SEEK FUNDING IN KENTUCKY

A LOCAL DISTRICT'S VIEW AND A STATEWIDE PERSPECTIVE



PREPARED BY **KENTON COUNTY SCHOOLS**



## COUNCIL FOR BETTER EDUCATION

# ***BACK ON TRACK REPORTS***

“Back on Track” means getting State SEEK funding “Back on Track” with K-12 funding due to inflationary erosion.

“Back on Track” Reports were Provided by CBE to ALL 171 Kentucky Superintendents.

“Back on Track” Reports Include a State-Wide Report and a District Specific Report.

These reports are Based on Changes in the Consumer Price Index (CPI) from 2008 to 2023 and solely focus on the Kentucky SEEK funding formula during this most recent 15-year period.

- 1 Additional Funding is Needed to Restore State SEEK funding to the same 2008 buying power - "Back on Track"
- 1 SEEK Base per Student was \$3,822 in 2008. In 2023, the SEEK Base when adjusted for inflation should be \$5,400. Note that State SEEK was only \$4,100 per student in 2023 for a difference of an additional \$1,300 required just to keep pace with inflation.
- 1 The SEEK Base serves as a derivative for the SEEK Add-On's - Children with disabilities; Students living in poverty, Students designated as free lunch, and EL students.
- 1 SEEK Transportation funding (A KY law requirement is supposed to be reimbursement of actual cost) remains funded at 69% when the law requires 100%. This should be an additional \$3,230,111 annually, for Kenton County. We DO appreciate the Legislature's effort to increase this funding from 55% to 69% in the last legislative session.

- 1 We recognize we did not get here overnight. This is a 15-year problem. We ask that the Legislature begin moving in this direction over the next 2 - 4 year period.
- 1 We know that Teacher/Staff recruitment and retention is a significant problem. This funding gap is the primary issue. If we can get "Back on Track", we can significantly help this problem.
- 1 We do appreciate the Legislature's efforts to maintain the funding for the TRS actuarial required contribution (ARC). However, we must make strides to achieve funding for BOTH the TRS requirement and to ensure that our students have the full, inflationary adjusted SEEK funding required to provide KY's students the excellent education they deserve.



IT'S TIME TO RESTORE STATE SEEK  
TO ITS 2008 BUYING POWER  
AND GET BACK ON TRACK.



# OUTCOMES OF INADEQUATE FUNDING



- ⚠ **Teacher/Staff Salaries Are Far Behind the Marketplace (nationally 25% lower as compared to other professions with comparable education)**
- ⚠ **Unable to Meet the Academic Needs of Students (People & Instructional Resources)**
- ⚠ **Negative Impact on Local District Property Tax Rates (15 years). Local communities are picking up larger share.**
- ⚠ **Inversion of State Spending vs. Local Spending Per Pupil.**
- ⚠ **Greater Separation in Wealth Inequities Among KY's School Districts (Equity).**
- ⚠ **Bus Purchases Not on Schedule (Older Fleet).**
- ⚠ **Increased Stress on Transportation Operations (69% Funded).**

# GETTING SEEK FUNDING BACK ON TRACK

## KENTON COUNTY SCHOOLS

It's time to restore the SEEK guarantee to its 2008 buying power.

2022-2023

MORE BASE FUNDING PER STUDENT	\$1,300
MORE FUNDING TO MEET ADDED STUDENT NEEDS	\$307
MORE TRANSPORTATION FUNDING	\$243
INCREASE IN STATE TIER 1 FUNDING	\$42
TOTAL ADDED FUNDING PER STUDENT	\$1,892
TOTAL ADDITIONAL FUNDING REQUIRED	\$25,106,172

Getting SEEK Back on Track report generated by The Kentucky Council for Better Education.  
Visit us online [kycbe.com](http://kycbe.com) or scan the QR code here.



### 1 FULL BUYING POWER

First, getting SEEK back on track means bringing the SEEK guarantee per pupil back to the full buying power it had in the 2008 school year. Year after year, inflation has been shrinking the value of basic school dollars. To match the 2008 SEEK guarantee of \$3,822 per student, it will take \$5,400 in today's dollars. The SEEK guarantee amount is also used to calculate add-ons for student needs and district eligibility for Tier 1 additional funding.

### 2 ADDRESSING COST OF TRANSPORTATION

Second, getting SEEK back on track means addressing the full cost of school transportation. Transportation has always been part of the SEEK formula, using the state's own calculation of what transportation should cost. But for years and years now, state funding has provided only a fraction of that amount. In the 2022-23 school year, state funding addressed only 69% of the cost.



# GETTING SEEK FUNDING BACK ON TRACK **THE CALCULATIONS**

"Back on Track" means getting State SEEK funding "Back on Track" with K-12 funding due to inflationary erosion.

These reports are Based on Changes in the Consumer Price Index (CPI) from 2008 to 2023 and solely focus on the Kentucky SEEK funding formula during this most recent 15-year period.

Kenton County Schools

## SEEK BASE

	CURRENT (\$4,472.74)	BACK ON TRACK (\$4,400.00)	ADDITIONAL FUNDING REQUIRED
BASE GUARANTEE TOTAL	\$54,472,741	\$71,682,568	17,256,946
STUDENTS	10,275	10,275	N/A
BASE GUARANTEE PER STUDENT	\$5,400	\$5,400	\$1,300

## SEEK ADD-ONS FOR STUDENT NEEDS

	CURRENT (\$4,400.00)	BACK ON TRACK (\$4,400.00)	ADDITIONAL FUNDING REQUIRED
ADD-ON FOR AT-RISK STUDENTS (15% OF BASE)	\$1,110,280	\$4,758,439	\$1,343,548
ADD-ON FOR EXCEPTIONAL STUDENTS (15%, 17% OR 24% OF BASE)	\$71,682,568	\$1,875,256	\$2,859,012
ADD-ON FOR HOME AND HOSPITAL STUDENTS (BASE MINUS \$100)	\$0.328	\$2,585	\$7,257
ADD-ON FOR STUDENTS WITH LIMITED ENGLISH PROFICIENCY (BASE OF BASE)	\$96.17	\$945,213	\$59,130
ADD-ON TOTAL	\$12,346,286	\$18,369,713	4,010,847
STUDENTS	10,275	10,275	N/A
ADD-ONS PER STUDENT	\$1,201	\$1,787	\$1,307

## SEEK TRANSPORTATION

	CURRENT (\$178,163)	BACK ON TRACK (\$178,163)	ADDITIONAL FUNDING REQUIRED
SEEK TRANSPORTATION	\$178,163	\$10,369,054	3,230,111.00
STUDENTS	10,275	10,275	N/A
SEEK TRANSPORTATION PER STUDENT	\$17	\$781	\$243

Districts qualify for SEEK Base, Add-ons, and Transportation by gathering local tax revenue equal to 30¢ for every \$100 in assessed property value. Residents in this school district are already contributing that local share. It's time to get the state share back on track.

## TIER 1 ADDED EQUALIZATION

	CURRENT (\$1,044,000)	BACK ON TRACK (\$1,044,000)	ADDITIONAL FUNDING REQUIRED
TIER 1 MAXIMUM	\$1,044,000	\$14,844,128	N/A
LOCAL SHARE OF MAXIMUM	\$4,642,248	\$12,300,038	N/A
STATE SHARE OF MAXIMUM	\$10,956,694	\$2,343,089	548,270
STUDENTS	10,275	10,275	N/A
STATE SHARE OF MAXIMUM PER STUDENT	\$100	\$192	\$42

## GETTING SEEK FUNDING BACK ON TRACK

It's time to restore the SEEK guarantee to its 2008 buying power.

2022-2023

### Statewide

MORE BASE FUNDING PER STUDENT	\$1,300
MORE FUNDING TO MEET ADDED STUDENT NEEDS	\$372
MORE TRANSPORTATION FUNDING	\$203
INCREASE IN STATE TIER 1 FUNDING	\$89
TOTAL ADDED FUNDING PER STUDENT	\$1,964
TOTAL ADDITIONAL FUNDING REQUIRED	\$1,201,025,329

Getting SEEK Back on Track report generated by The Kentucky Council for Better Education.  
Visit us online [kycbe.com](https://kycbe.com) or scan the QR code here.



### 1 FULL BUYING POWER

First, getting SEEK back on track means bringing the SEEK guarantee per pupil back to the full buying power it had in the 2008 school year. Year after year, inflation has been shrinking the value of basic school dollars. To match the 2008 SEEK guarantee of \$3,822 per student, it will take \$5,400 in today's dollars. The SEEK guarantee amount is also used to calculate add-ons for student needs and district eligibility for Tier 1 additional funding.

### 2 ADDRESSING COST OF TRANSPORTATION

Second, getting SEEK back on track means addressing the full cost of school transportation. Transportation has always been part of the SEEK formula, using the state's own calculation of what transportation should cost. But for years and years now, state funding has provided only a fraction of that amount. In the 2022-23 school year, state funding addressed only 69% of the cost.



# GETTING SEEK FUNDING BACK ON TRACK THE CALCULATIONS

"Back on Track" means getting State SEEK funding "Back on Track" with K-12 funding due to inflationary erosion.

These reports are Based on Changes in the Consumer Price Index (CPI) from 2008 to 2023 and solely focus on the Kentucky SEEK funding formula during this most recent 15-year period.

Statewide

## SEEK BASE

	CURRENT	BACK ON TRACK	ADDITIONAL FUNDING REQUIRED
BASE GUARANTEE TOTAL	\$126,800,000	\$1,301,070,874	795,255,909
STUDENTS	611,735	611,735	N/A
BASE GUARANTEE PER STUDENT	\$4,000	\$5,400	\$1,300

## SEEK ADD-ONS FOR STUDENT NEEDS

	CURRENT	BACK ON TRACK	ADDITIONAL FUNDING REQUIRED
ADD-ON FOR AT-RISK STUDENTS (15% OF BASE)	\$19,020,000	\$31,737,295	\$72,840,460
ADD-ON FOR EXCEPTIONAL STUDENTS (23%, 17% OR 24% OF BASE)	\$29,170,107	\$60,624,878	\$147,050,241
ADD-ON FOR HOME AND HOSPITAL STUDENTS (BASE MINUS \$200)	\$19,400,000	\$13,172,279	\$12,50,945
ADD-ON FOR STUDENTS WITH LIMITED ENGLISH PROFICIENCY (5% OF BASE)	\$6,340,000	\$16,470,079	\$4,446,503
ADD-ON TOTAL	\$73,930,107	\$121,924,531	227,368,347
STUDENTS	611,735	611,735	N/A
ADD-ONS PER STUDENT	\$121	\$199	\$571

## SEEK TRANSPORTATION

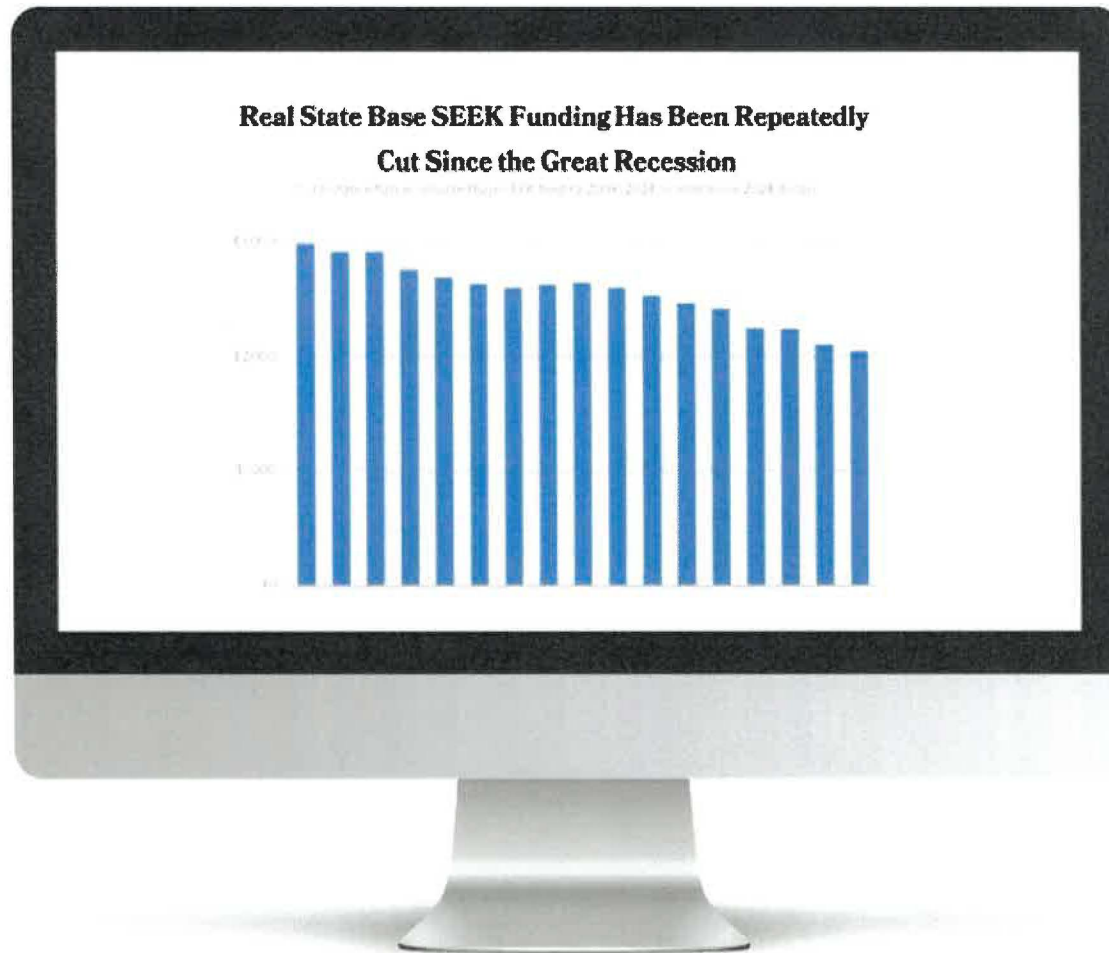
	CURRENT	BACK ON TRACK	ADDITIONAL FUNDING REQUIRED
SEEK TRANSPORTATION	\$176,445,300	\$398,623,247	124,176,947.00
STUDENTS	611,735	611,735	N/A
SEEK TRANSPORTATION PER STUDENT	\$400	\$652	\$203

Districts qualify for SEEK Base, Add-ons, and Transportation by gathering local tax revenue equal to 30¢ for every \$100 in assessed property value. Residents in this school district are already contributing that local share. It's time to get the state share back on track.

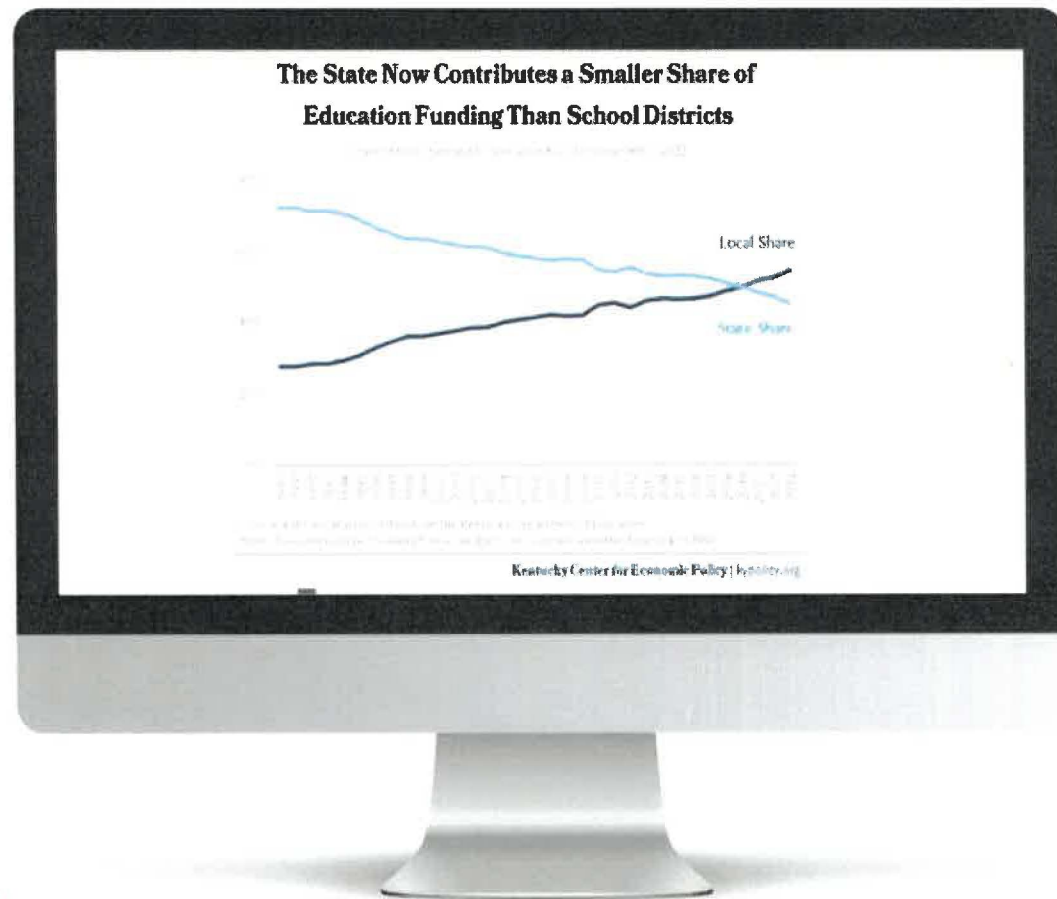
## TIER 1 ADDED EQUALIZATION

	CURRENT	BACK ON TRACK	ADDITIONAL FUNDING REQUIRED
TIER 1 MAXIMUM	\$543,576,100	\$656,923,644	N/A
LOCAL SHARE OF MAXIMUM	\$157,670,809	\$483,044,786	N/A
STATE SHARE OF MAXIMUM	\$385,905,291	\$245,885,452	\$4,224,326
	15	611,735	N/A
	\$400	\$652	\$89





 **State SEEK Base - Inflation Adjusted**



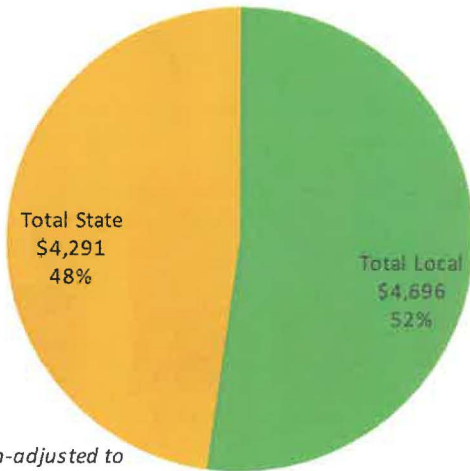
## State Share Vs. Local Share



# Kenton County

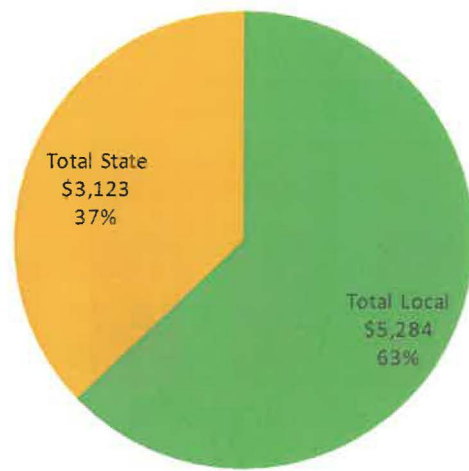
SEEK is Kentucky's main funding formula for P-12 public education, combining state and local dollars. This overview shows inflation-adjusted figures in 2022 dollars, showing how buying power has changed in recent years. The Council for Better Education offers versions of this report for each district and for the state as a whole at [www.kycbe.com](http://www.kycbe.com). Versions without the inflation adjustment are also available. These reports reflect data from [education.ky.gov](http://education.ky.gov) and inflation rates from [www.bls.gov/data/inflation\\_calculator.htm](http://www.bls.gov/data/inflation_calculator.htm).

**2008 State and Local SEEK Funding  
Per Pupil**



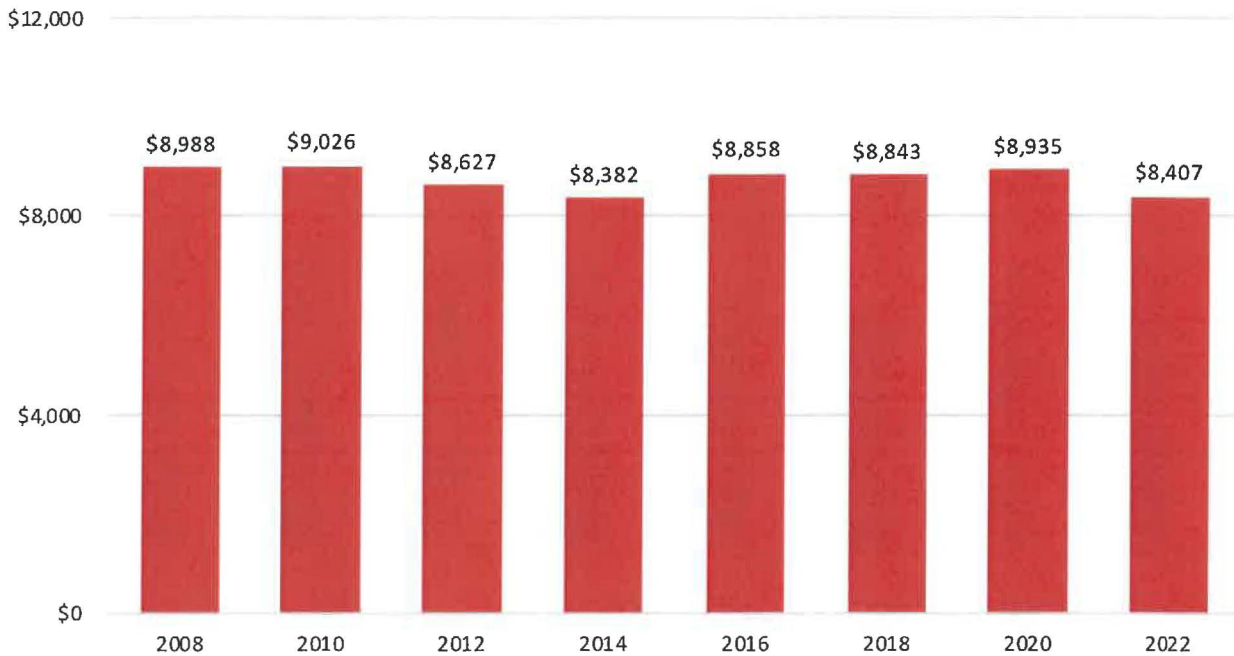
Inflation-adjusted to  
December 2021 dollars

**2022 State and Local SEEK Funding  
Per Pupil**

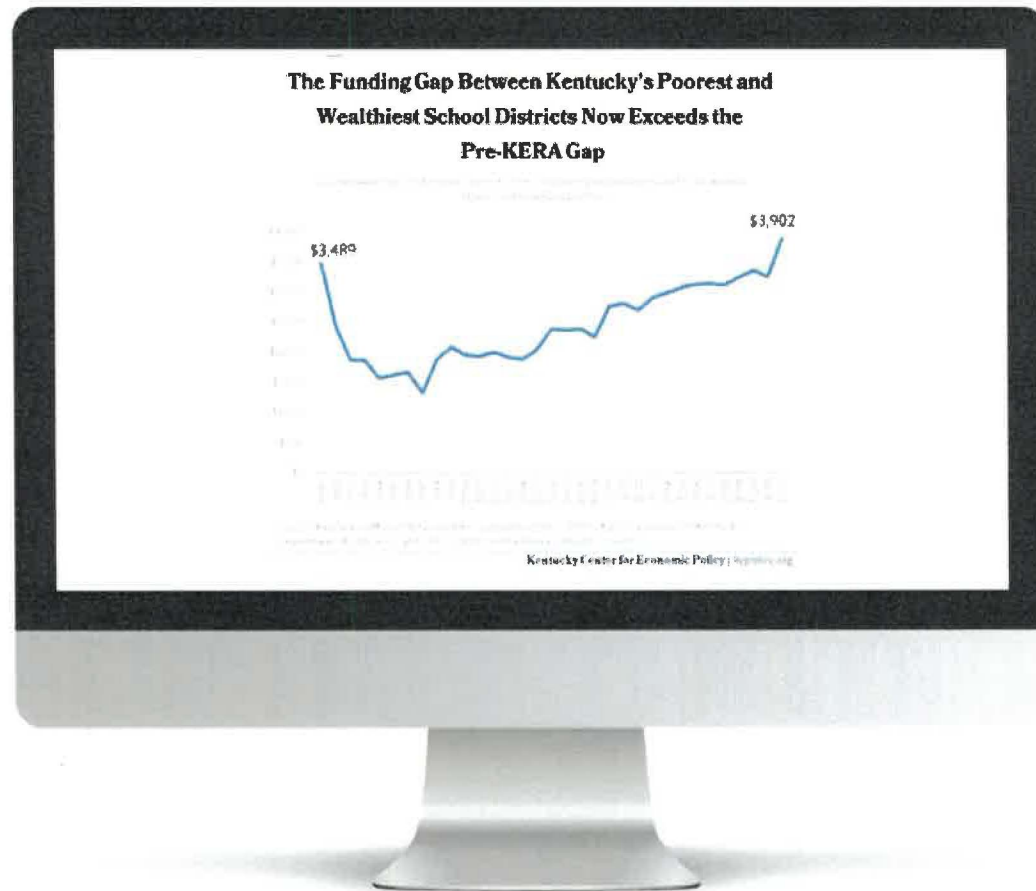


[www.kycbe.com](http://www.kycbe.com)

**Total SEEK Funding Per Pupil**  
Inflation-adjusted to December 2021 Dollars



[www.kycbe.com](http://www.kycbe.com)



# The Funding Gap – Equity Problems



# KENTUCKY CONSTITUTION

## Section 183

General Assembly to provide for school system.


"The General Assembly shall, by appropriate legislation, provide for an efficient system of common schools throughout the State".

Text as Ratified on: August 3, 1891, and revised September 28, 1891.

In 1989, in **Rose v. Council for Better Education**,

"The children of the poor and the children of the rich, the children who live in the poor districts and the children who live in the rich districts must be given the same opportunity and access to an adequate education. **This obligation cannot be shifted to local counties and local school districts.**"

"To meet the constitutional requirement, the Court explained, **the education system must be adequately funded, ensure equality, and be designed to provide every child with seven delineated capacities**".



QUESTIONS & ANSWERS

