



# ASSESSMENT & ACCOUNTABILITY

2022-2023 SCHOOL YEAR

# **\*NEW\* - KENTUCKY SUMMATIVE ASSESSMENTS**

## **1. STUDENTS TAKE KSA'S EVERY SPRING**

READING & MATH = 3-8, 10

SOCIAL STUDIES = 5, 8, 11

SCIENCE = 4, 7, 11

WRITING & EDITING MECHANICS = 5, 8, 11

## **2. CUT SCORES ARE ESTABLISHED TO DETERMINE NOVICE, APPRENTICE, PROFICIENT, DISTINGUISHED STUDENT LEVELS**

## **3. POINTS ARE CALCULATED WITH EACH ASSESSMENT.**

0 POINTS = NOVICE

0.5 POINTS = APPRENTICE

1 POINT = PROFICIENT

1.25 POINTS = DISTINGUISHED

## **4. TOTAL POINTS ARE AVERAGED FOR TWO CATEGORIES OF ACCOUNTABILITY:**

CATEGORY 1 = READING & MATH

CATEGORY 2 = SCIENCE, SOCIAL STUDIES, & COMBINED WRITING (ON-DEMAND & EDITING MECHANICS)

# **OTHER ACCOUNTABILITY MEASURES**

## **QUALITY OF SCHOOL CLIMATE & SAFETY**

1. EVERY STUDENT IN GRADES 3 - 8, 10, AND 11 TAKES THE SURVEY WITH RESPONSE OPTIONS AS FOLLOW:  
STRONGLY DISAGREE, DISAGREE, AGREE, AND STRONGLY AGREE.
2. POINTS ARE ASSIGNED TO RESPONSES:  
0 POINTS = STRONGLY DISAGREE  
0.33 POINTS = DISAGREE  
0.66 POINTS = AGREE  
1.0 POINT = STRONGLY AGREE
3. TOTAL POINTS ARE AVERAGED

## **ENGLISH LEARNER PROGRESS (NOT APPLICABLE IN EIS)**

## **POSTSECONDARY READINESS**

SEVERAL INDICATORS FOR STUDENTS TO SHOW POSTSECONDARY READINESS

## **GRADUATION RATE**

4 & 5 YEAR COHORT AVERAGE

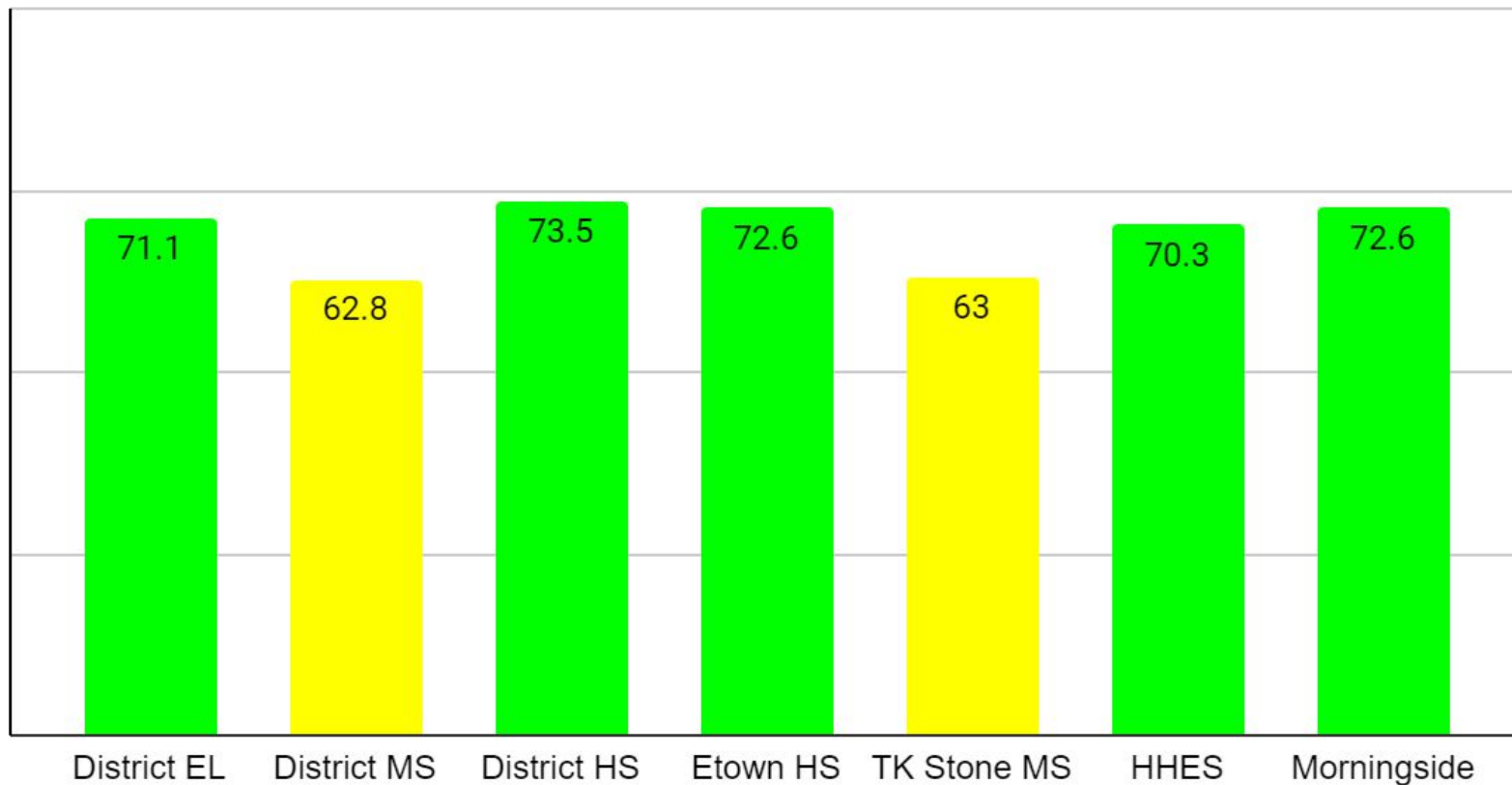
Overall Accountability Weights

	<b>State Assessment Results (Reading and Mathematics)</b>	<b>State Assessment Results (Science, Social Studies and Writing)</b>	<b>English Learner Progress</b>	<b>Quality of School Climate and Safety</b>	<b>Postsecondary Readiness</b>	<b>Graduation Rate (4- and 5-year cohort)</b>
Elementary Schools	51	40	5	4	--	---
Middle Schools	46	45	5	4	--	--
High Schools	45	20	5	4	20	6

## 2022- 2023 Accountability Overall Cut Scores

School Level	Red	Orange	Yellow	Green	Blue
Elementary Schools	0-37.9	38.0-54.9	55.0-69.9	70.0-82.9	83.0 or more
Middle Schools	0-35.9	36.0-50.9	51.0-63.9	64.0-76.9	77.0 or more
High Schools	0-48.9	49.0-59.9	60.0-70.9	71.0-80.9	81.0 or more

# Elizabethtown Independent Schools 2022-23 Overall Ratings



# Kentucky Accountability System Rating For Each Indicator

## STATUS

## &

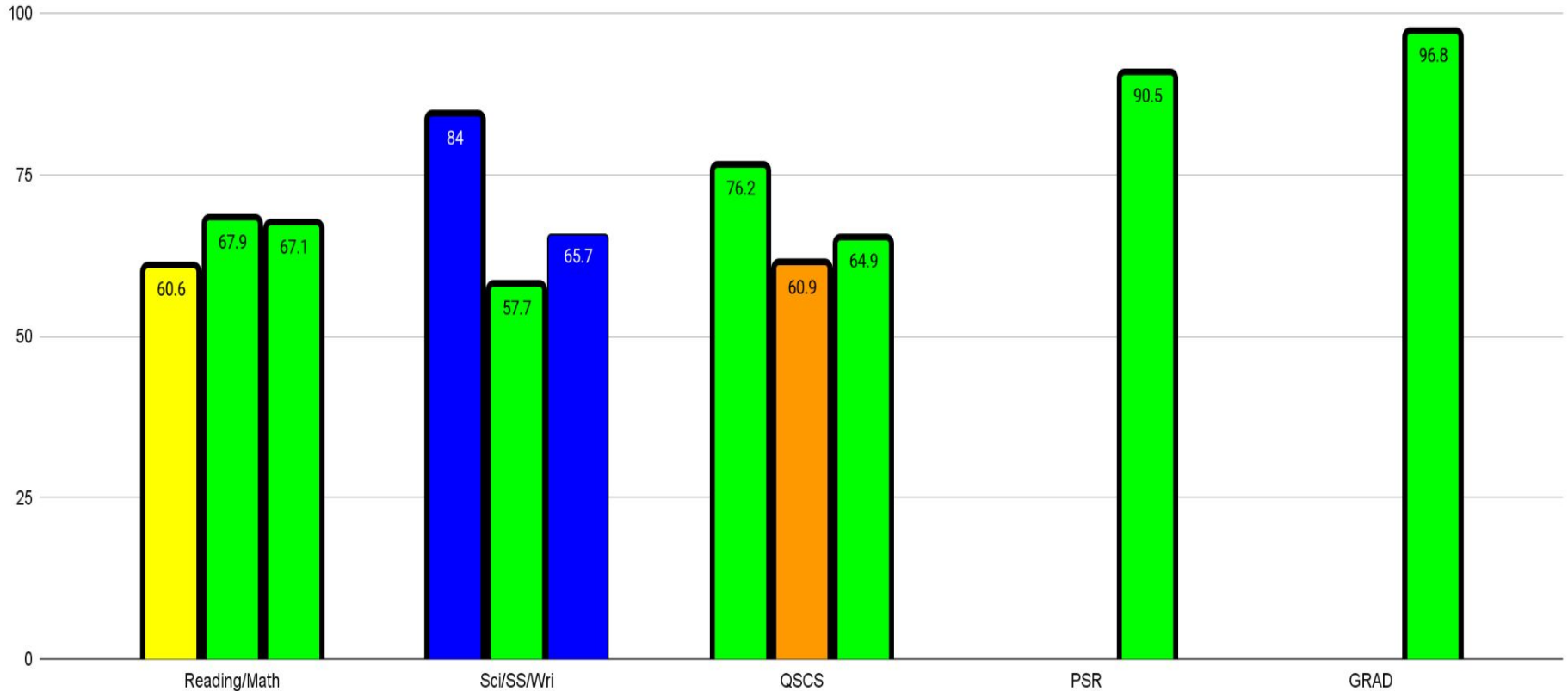
## CHANGE



## Indicator Color Rating

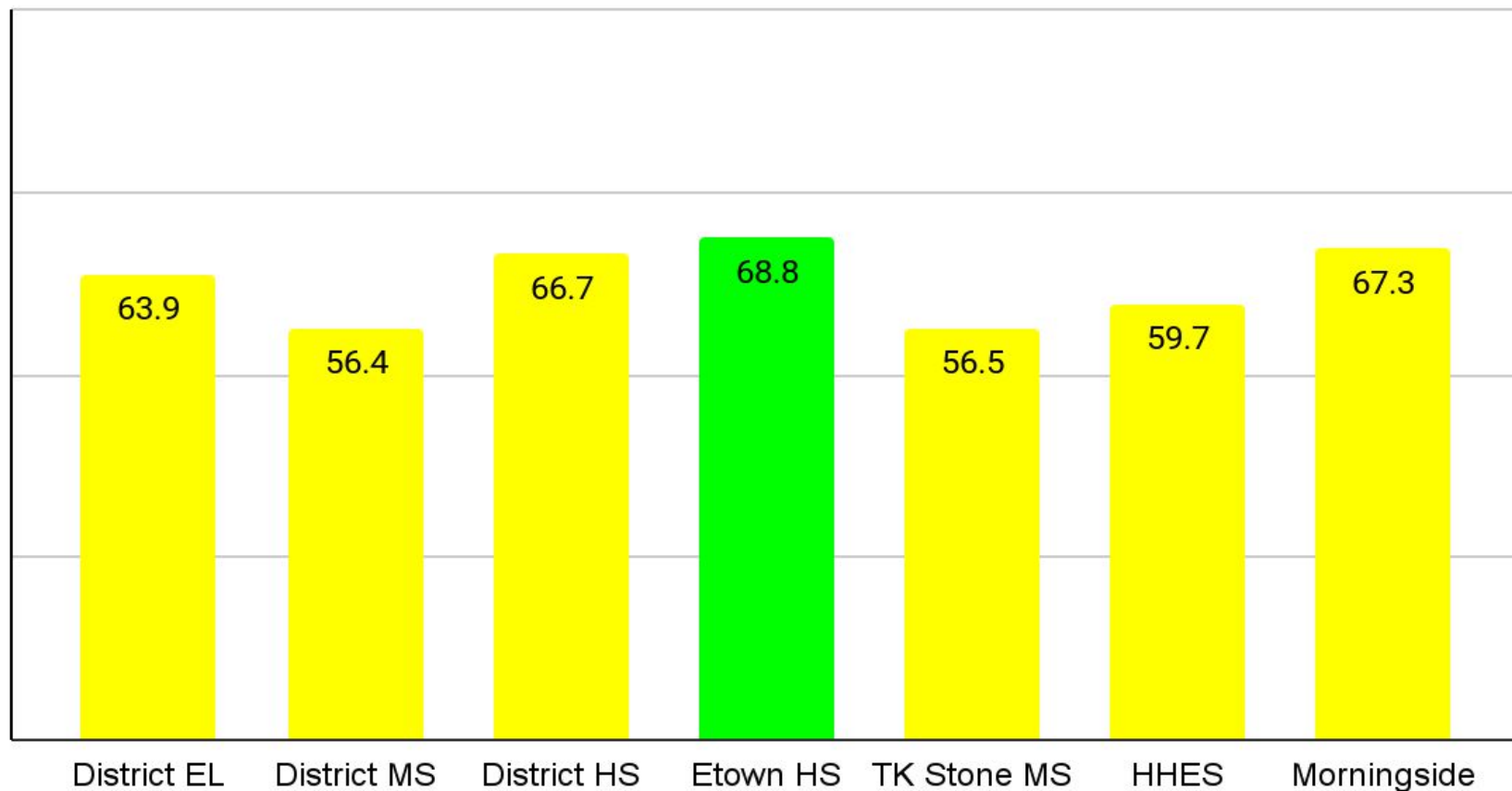
	Change Declined Significantly	Change Declined	Change Maintained	Change Increased	Change Increased Significantly
Very High Status in current year	Yellow	Green	Blue	Blue	Blue
High Status in current year	Yellow	Yellow	Green	Green	Blue
Medium Status in current year	Orange	Orange	Yellow	Green	Green
Low Status in current year	Red	Orange	Orange	Yellow	Yellow
Very Low Status in current year	Red	Red	Red	Orange	Yellow

# Elizabethtown Independent Schools Elementary(71.1)/Middle(62.8)/High(73.5); 2022-2023





# Elizabethtown Independent Schools 2021-22 Overall Ratings



# ASSESSMENT RESULTS

	<b>EHS</b>	<b>TKS</b>	<b>HHES</b>	<b>MES</b>
	% Proficient/Distinguished			
<b>Reading</b>	51	43	44	55
<b>Math</b>	40	35	39	43
<b>Science</b>	16	25	38	49
<b>Social Studies</b>	32	41	27	37
<b>Writing</b>	36	47	34	40

# MAJOR CELEBRATIONS

**1**

**IN MOST AREAS ACROSS MOST SCHOOLS, WE HAVE RETURNED TO PRE-COVID LEVELS OF ACHIEVEMENT.**

**2**

**INCREASING CTE OPPORTUNITIES (LARUE CO, ENGINEERING, ETC.) HAVE ALLOWED FOR INCREASED TRANSITION READINESS**

**3**

**NOVICE REDUCTION OCCURRED ACROSS THE BOARD IN MOST CONTENT AREAS.**

# GROWTH OPPORTUNITIES

1

**ENSURE EVERY STUDENT IN EVERY GRADE HAS ACCESS TO AN ALIGNED AND RIGOROUS CURRICULUM.** *(CURRICULAR ALIGNMENT AND INSTRUCTIONAL RESOURCE SELECTION IN CORE AREAS)*

2

**INCREASING SUPPORTS FOR SPECIAL EDUCATION STUDENTS, PARTICULARLY IN SCIENCE AND SOCIAL STUDIES.** *(INCREASED CO-TEACHING, REALIGNING OUR RTL CONTINUUM, & ADJUSTING MASTER SCHEDULES TO PROVIDE TIME FOR SCIENCE AND SOCIAL STUDIES)*

3

**DEVELOPMENT OF COHERENT AND ALIGNED WRITING PLANS ACROSS THE DISTRICT.** *(PRINCIPAL SUPPORT AND INSTRUCTIONAL RESOURCES)*