



AIA® Document G701® – 2017

Change Order

PROJECT: *(Name and address)*
Hopkins County Auxiliary Gym Additions
to Existing High Schools

CONTRACT INFORMATION:
Contract For: General Construction

Date: March 20, 2023

CHANGE ORDER INFORMATION:
Change Order Number: 003

Date: October 30, 2023

OWNER: *(Name and address)*
Hopkins County Board of Education
230 South Seminary Street
Madisonville, KY 42431

ARCHITECT: *(Name and address)*
Sherman Carter Barnhart Architects PLLC
144 Turner Commons Way
Suite 110
Lexington, KY 40508

CONTRACTOR: *(Name and address)*
Danco Construction
3201 Interstate Drive
Evansville, IN 47715

THE CONTRACT IS CHANGED AS FOLLOWS:

(Insert a detailed description of the change and, if applicable, attach or reference specific exhibits. Also include agreed upon adjustments attributable to executed Construction Change Directives.)

Credit for original Site Fire Protection Work on C6.0.

Add for new work associated with Option #1 Site Fire Protection Work (See Attachment #2)

Add two additional calendar days.

The original Contract Sum was	\$	9,011,590.00
The net change by previously authorized Change Orders	\$	51,573.00
The Contract Sum prior to this Change Order was	\$	9,063,163.00
The Contract Sum will be increased by this Change Order in the amount of	\$	5,248.00
The new Contract Sum including this Change Order will be	\$	9,068,411.00

The Contract Time will be increased by two (2) days.

The new date of Substantial Completion will be

NOTE: This Change Order does not include adjustments to the Contract Sum or Guaranteed Maximum Price, or the Contract Time, that have been authorized by Construction Change Directive until the cost and time have been agreed upon by both the Owner and Contractor, in which case a Change Order is executed to supersede the Construction Change Directive.

NOT VALID UNTIL SIGNED BY THE ARCHITECT, CONTRACTOR AND OWNER.

Sherman Carter Barnhart Architects PLLC
ARCHITECT *(Firm name)*

Christopher Burnham Jones
SIGNATURE

Christopher Burnham Jones, AIA,
Associate Principal
PRINTED NAME AND TITLE

October 30, 2023
DATE

Danco Construction
CONTRACTOR *(Firm name)*

SIGNATURE

PRINTED NAME AND TITLE

DATE

Hopkins County Board of Education
OWNER *(Firm name)*

SIGNATURE

PRINTED NAME AND TITLE

DATE

FACPAC Contract Change Order Supplemental Information Form (Ref# 58911)

Form Status: Saved

Tier 2 Project: High School Auxiliary Gyms

BG Number: 22-408

Status: Active

District: Hopkins County (HB678)

Phase: Project Initiation (View Checklist)

Contract: Danco Construction, Inc. , 0001, General Construction

Type: General Contractor

Proposed

Change Order Number	3
Time Extension Required	Yes
If Yes Number Of Days	2
Date Of Change Order	10/30/2023
Change Order Amount To Date	Increase

Construction Contingency

Calculations below are project wide. Remaining negative Construction Contingency may require the submission of a revised BG1.

Current Approved Amount	\$711,050.00
Net Approved COs	\$41,950.00
Remaining After Approved COs	\$669,100.00
Net All COs	\$68,631.00
Remaining After All COs	\$642,419.00

This Requested Change Order Amount \$5,248.00

+/-

Change In A/E Fee This Change Order \$296.50

+/-

Change In CM Fee This Change Order

+/-

Remaining Construction Contingency

Balance

Contract Change Requested By General Contractor

Contract Change Reason Code Found Condition

Change Order Description And Justification

Credit for original Site Fire Protection Work on C6.0.

Add for new work associated with Option #1 Site Fire Protection Work (See Attachment #2)

Add two additional calendar days.

Cost Benefit To Owner
Cost is fair and reasonable.

Contract unit prices have been utilized No
to support the cost associated with this
change order.

Detailed Cost Breakdown

Contract unit prices have not been utilized, provide a detailed cost breakdown which
separates labor, material, profit and overhead.

Detail Item	Amount	Percent of Total
Labor	\$3,774.00	71.91%
Materials	\$790.00	15.05%
Profit and Overhead	\$684.00	13.03%
Bond Insurance		0.00%
Cost Breakdown Total:	\$5,248.00	

Cost for this Change Order supported No
by an alternate bid or competitive price
quote
Explain Why

Change Order Supplemental Information Form Signature Page (Online Form Ref# 58911)

Christopher Bernham Jones

Architect

10/30/23

Date

N/A

Construction Manager

Date

Finance Officer

Date

Local Board of Education Designee

Date



BACON | FARMER | WORKMAN

ENGINEERING & TESTING, INC.
500 SOUTH 17th STREET | PADUCAH, KY 42003

Hopkins Madisonville North

Re: RFP for work associated with RFI#15 (Existing Domestic Service)

BFW Project # 22477

October 09, 2023

BFW has reviewed the pricing of the RFP associated with RFI #15. Since BFW does not have access to the CSV breakout as requested, the following assessment was completed using the original bid plans and the proposed changes.

Original Bid Plans show:

<u>Quantity</u>	<u>Material</u>
347 LF	<i>6" Ductile Iron Pipe</i>
310 LF	<i>Installed in improved surface area requiring full depth backfill with Dense Grade Aggregate (DGA)</i>
4	<i>90-degree fittings with thrust blocks</i>
1	<i>Tee with thrust block</i>

Proposed Change Order Work shows:

<u>Quantity</u>	<u>Material</u>
304 LF	<i>6" Ductile Iron Pipe</i>
130 LF	<i>Installed in improved surface area requiring full depth backfill with DGA,</i>
3	<i>90-degree fittings with thrust blocks</i>
1	<i>Tapping Tee and valve</i>
1	<i>PIV Valve</i>

Based on out assessment; total offset quantities for the Change order as we see it are as follows:

<u>Quantity</u>	<u>Material</u>
(Less 43 LF)	<i>Of 6" DI PIPE @ \$85/LF = (\$3,655.00)</i>
(Less DGA)	<i>Backfill under improved surface (\$80 Tons) = (\$2,000.00)</i>
(Less 1)	<i>90-degree with thrust block = (\$1,500.00)</i>
(Less 1)	<i>Tee with Thrust Block = (\$1,500.00)</i>
Add +1	<i>Tapping tee and valve = \$6,000.00</i>
Add +1	<i>PIV Valve = \$4,500.00</i>



BACON | FARMER | WORKMAN

ENGINEERING & TESTING, INC.

500 SOUTH 17th STREET | PADUCAH, KY 42003

Our net assessment of the proposed work totals **\$1,845.00 ADD** to the project before General Contractors O&P are added in.

If you have any questions or require additional information please feel free to contact our office at (270) 443-1995.

Respectfully Submitted,

Kip W. Kessler

Construction Administrator
Bacon Farmer Workman Engineering & Testing, Inc



Thursday, September 14, 2023

To: Sherman Carter Barnhart Architects
107 S 5th Street, Paducah, KY 42001

Attn: Chris Jones

Re: **Change Order Request 002**
Hopkins Central Water Line
Hopkins County Auxiliary Gymnasiums

To Whom it May Concern,

Danco Construction, Inc. submits the following change order request to provide the work described below:

- Scope of Work
 - Credit for original Site Fire Protection Work on C6.0 (see Attachment #1)
 - Add for New work associated with Option #1 Site Fire Protection Work (See Attachment #2)
- Cost
 - \$5,248.00 ADD
- Time Extension
 - Requesting Two (2) additional calendar days along with this change.

Please contact me with any questions.

A handwritten signature in cursive script that reads "David A. Greenwood".

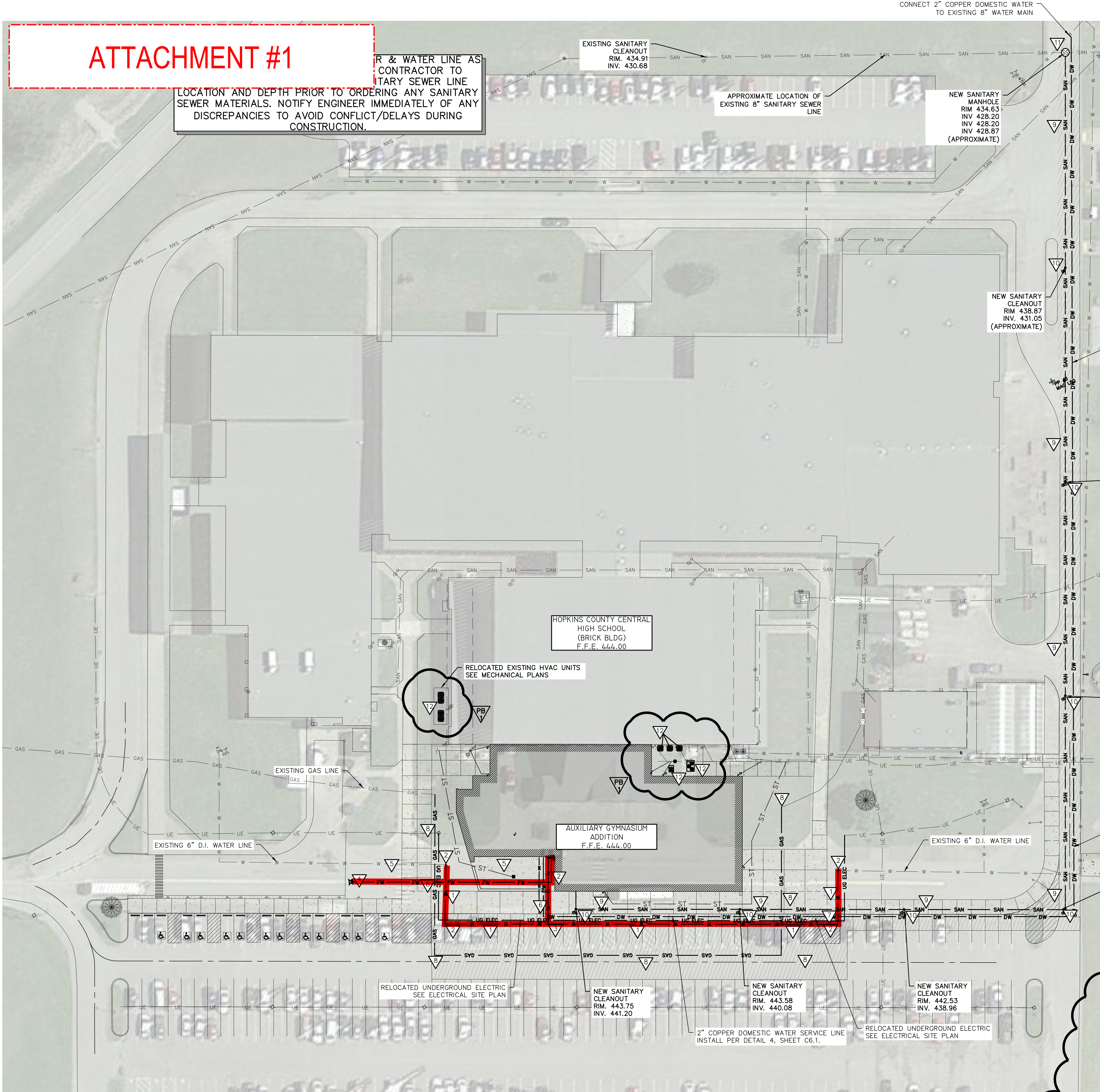
David Greenwood

Estimator / Project Manager

ATTACHMENT #1

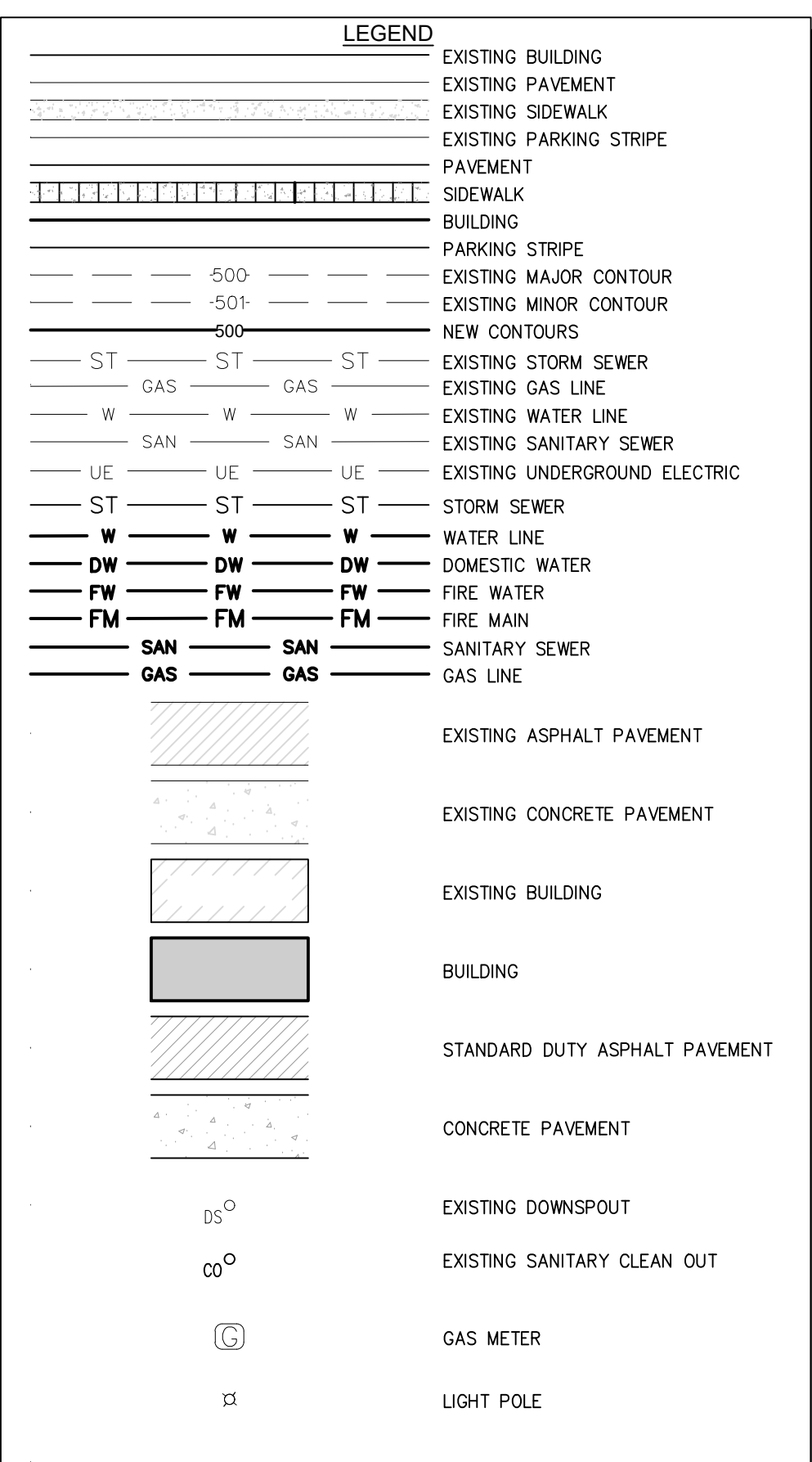
LOCATION AND DEPTH PRIOR TO ORDERING ANY SANITARY SEWER MATERIALS. NOTIFY ENGINEER IMMEDIATELY OF ANY DISCREPANCIES TO AVOID CONFLICT/DELAYS DURING CONSTRUCTION.

R & WATER LINE AS CONTRACTOR TO SANITARY SEWER LINE

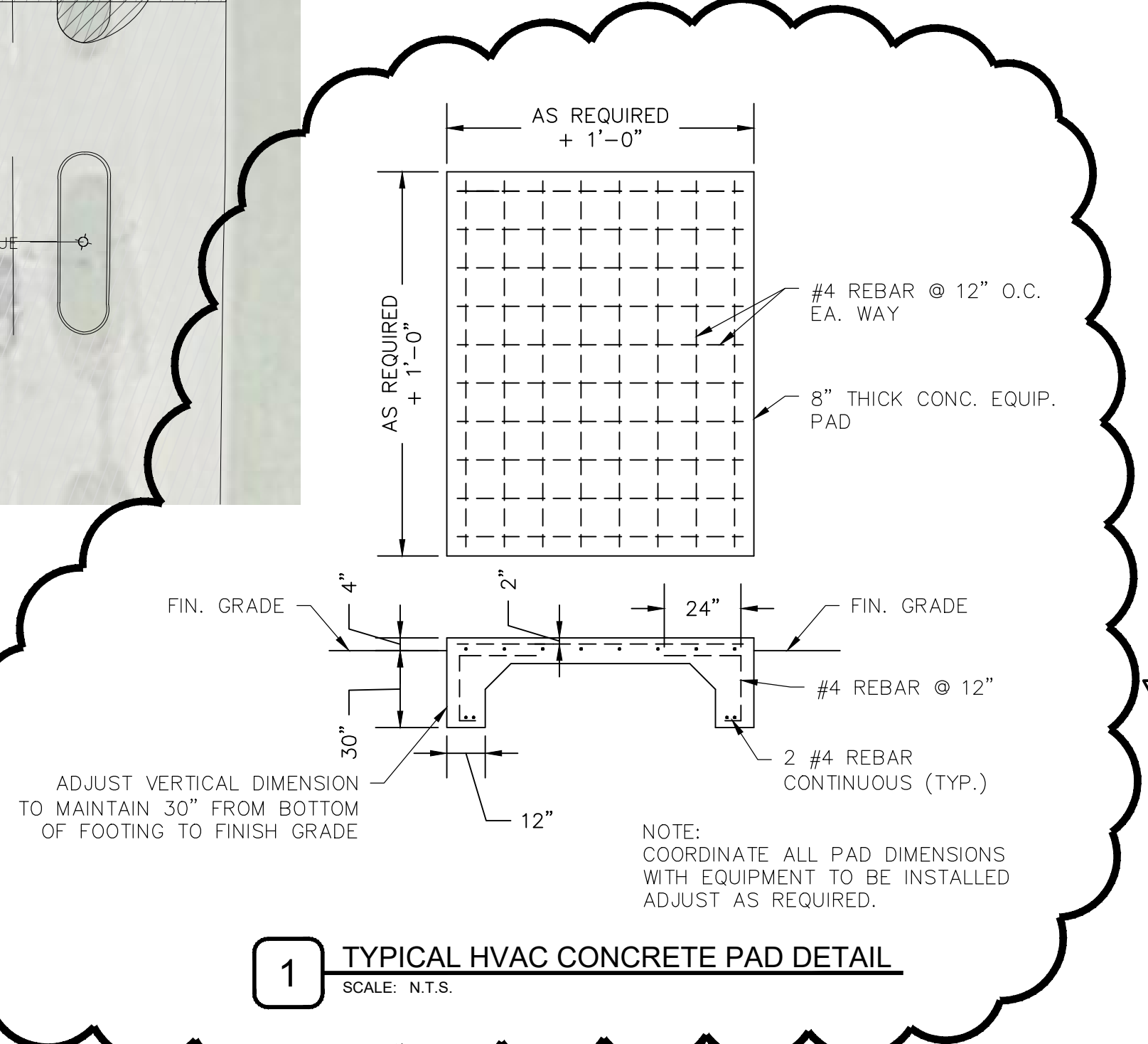


- GENERAL SITE UTILITY NOTES:**
- CONTRACTOR SHALL COORDINATE EXACT LOCATION OF UTILITY LINES AND TIE-IN POINTS WITH LOCAL UTILITY COMPANIES AND INSTALL APPROPRIATE CONDUITS, FOUNDATIONS AND ETC. FOR SERVICE TO UTILITY CONNECTION POINT AS IDENTIFIED HEREON OR AS DIRECTED BY UTILITY PROVIDER. SERVICES INCLUDE, WATER, GAS, ELECTRIC, TELEPHONE, CABLE T.V. AND INTERNET.
 - SEE PLUMBING PLANS FOR CLEAN-OUT DETAILS.
 - THE CONTRACTOR IS RESPONSIBLE FOR ALL UTILITY TAP-ON FEES, METERS AND ETC. CONTRACTOR TO COORDINATE WITH UTILITY COMPANIES.
 - ALL CONSTRUCTION SHALL BE IN CONFORMANCE WITH FEDERAL, STATE & LOCAL CODES AND SPECIFICATIONS.
 - CONTRACTOR SHALL VERIFY SIZE, TYPE, LOCATION AND DEPTH OF UTILITIES ENTRY TO BUILDING WITH ARCHITECTURAL AND MECHANICAL/PLUMBING/ELECTRICAL PLANS.
 - ALL TRENCHES BENEATH PROPOSED OR EXISTING IMPROVED SURFACES (ASPHALT/CONCRETE), SHALL BE BACKFILLED WITH COMPACTED CRUSHED STONE. CONTRACTOR SHALL RESTORE EXISTING IMPROVED SURFACES WITH SAME TYPE AND THICKNESS, SEE DETAILS.
 - THE CONTRACTOR SHALL FULLY RESTORE ALL AREAS (ASPHALT, CONCRETE, CURBS, SIDEWALKS, LANDSCAPING, & ETC.) DISTURBED DURING CONSTRUCTION AT NO ADDITIONAL COST TO THE OWNER.
 - THE SANITARY SEWER LATERAL SHALL BE INSTALLED AT A MINIMUM OF 1.0% SLOPE. INSTALL STACKS AND CLEAN OUTS AS REQUIRED PER PLUMBING CODES. SEE "MEP" PLANS FOR SIZE AND SPECIFICATIONS.
 - CONTRACTOR SHALL NOTIFY UTILITY OWNERS PRIOR TO ANY CONNECTIONS OR WORK INVOLVING THEIR FACILITIES.
 - ALL UTILITY MATERIALS AND CONSTRUCTION SHALL COMPLY WITH THAT PARTICULAR UTILITY PROVIDER'S STANDARDS, METHODS AND PROCEDURES.
 - CONTRACTOR TO COORDINATE TELEPHONE, INTERNET AND CABLE T.V. SERVICE WITH LOCAL PROVIDER. SERVICES TO BE INSTALLED UNDERGROUND IN PVC CONDUIT. REFER TO DETAILS FOR BEDDING AND BACKFILL REQUIREMENTS.

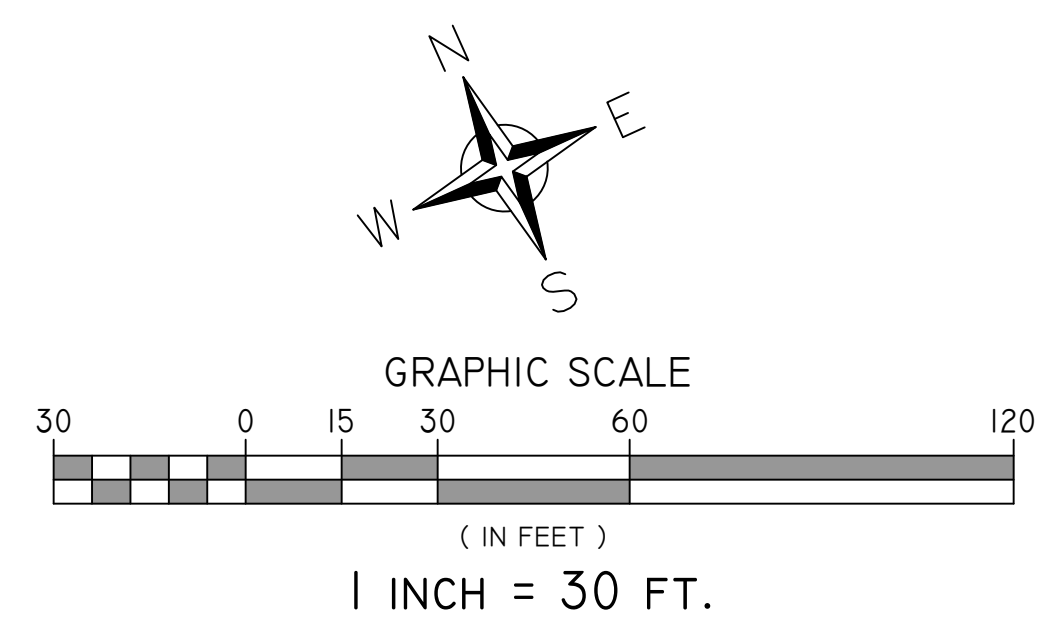
- KEYED SITE UTILITY NOTES:**
- INSTALL 6" D.I. WATER LINE AROUND NEW AUXILIARY GYM. PLACE IN UTILITY TRENCH FOR FORCED SYSTEMS, SEE DETAIL 2, SHEET C6.2. SEE DETAIL 1 & 2, SHEET C6.1 FOR WATERLINE EXTENSION PLAN AND PROFILE.
 - INSTALL THRUST BLOCKING. SEE DETAIL 3, SHEET C6.2.
 - INSTALL TAPPING VALVE AND SLEEVE. SEE DETAIL 4, SHEET C6.2.
 - INSTALL FIRE DEPARTMENT CONNECTION. SEE DETAIL 5, SHEET C6.2.
 - INSTALL 4" D.I. FIRE WATER LINE. PLACE IN UTILITY TRENCH FOR FORCED SYSTEMS, SEE DETAIL 2, SHEET C6.2.
 - INSTALL 6" D.I. FIRE MAIN LINE. PLACE IN UTILITY TRENCH FOR FORCED SYSTEMS, SEE DETAIL 2, SHEET C6.2.
 - WATER MAIN CROSSING SEWER, SEE DETAIL 6, SHEET C6.2.
 - INSTALL GAS SERVICE LINE AROUND NEW AUXILIARY GYM AND CONNECT TO EXISTING GAS SERVICE LINE.
 - INSTALL 4" SDR-35 SANITARY SEWER LATERAL. PLACE IN UTILITY TRENCH FOR GRAVITY SYSTEMS, SEE DETAIL 1, SHEET C6.2. SEE DETAIL 3, SHEET C6.1 FOR SANITARY SEWER PROFILE.
 - INSTALL SANITARY SEWER CLEANOUT. SEE DETAIL 7, SHEET C6.2.
 - INSTALL SANITARY SEWER MANHOLE. SEE DETAIL 8, SHEET C6.2.
 - HVAC UNIT, SEE MECHANICAL DRAWINGS. INSTALL CONCRETE PAD, SEE DETAIL 1, SHEET C6.0.



BURIED UTILITIES NOTE
 BURIED UTILITIES ARE SHOWN AT THEIR APPROXIMATE LOCATION BASED UPON INFORMATION OBTAINED FROM UTILITY COMPANIES AND FIELD EVIDENCE. OTHER BURIED UTILITIES MIGHT EXIST ON THE SUBJECT SITE WHICH ARE NOT SHOWN ON THIS DRAWING. USE EXTREME CAUTION DURING EXCAVATION PROCEDURES AND CONTACT KENTUCKY 811 @ 811 OR 1-800-752-6007 FOR EXACT LOCATION OF BURIED FACILITIES PRIOR TO EXCAVATION OPERATIONS.



1 SITE UTILITY PLAN - HCC
 SCALE: 1" = 30'



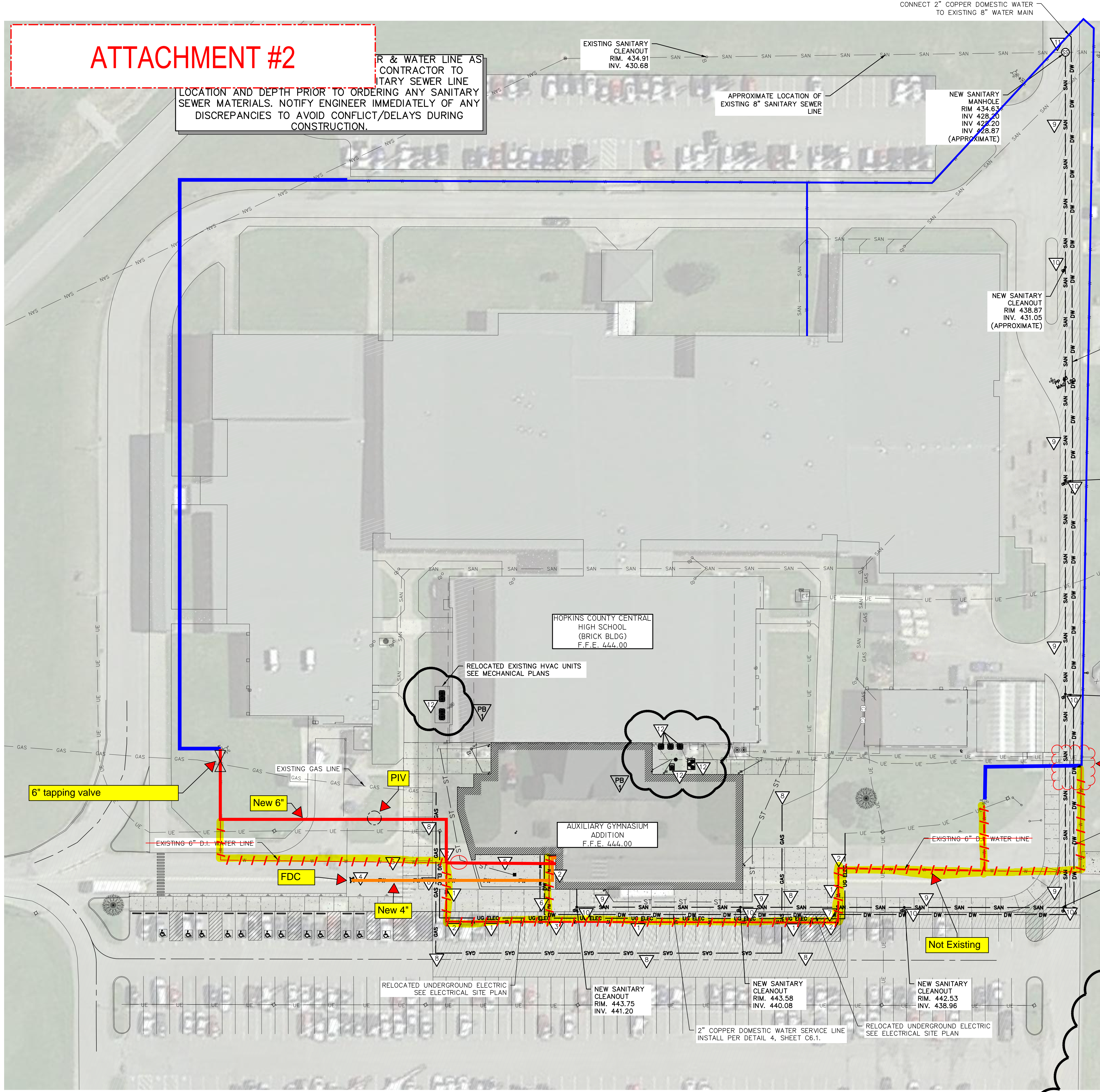
REVISIONS

No.	Description	Date
1	ADDENDUM 3.0	01/19/23
2	POST BID ADDENDUM	02/22/23

ATTACHMENT #2

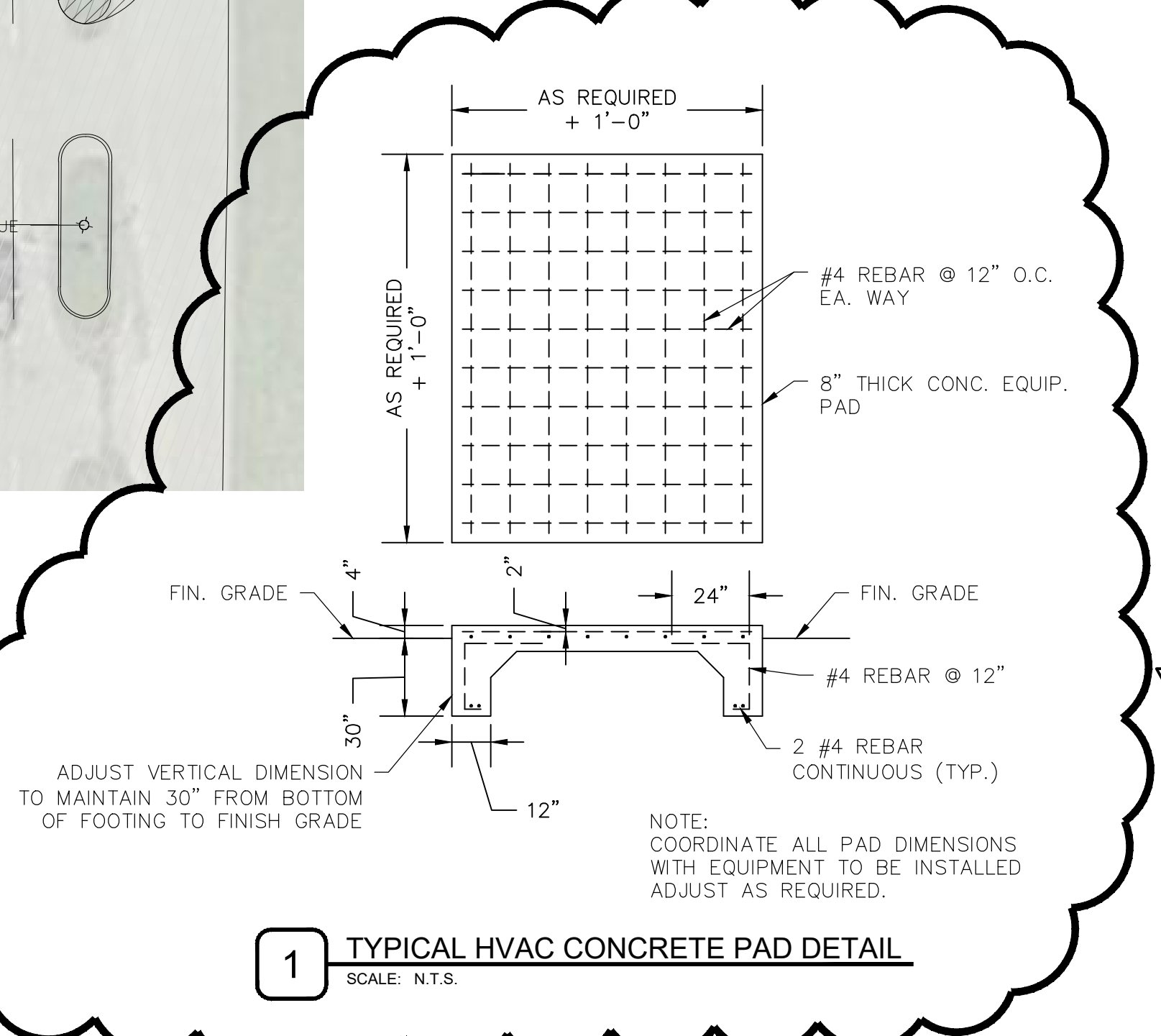
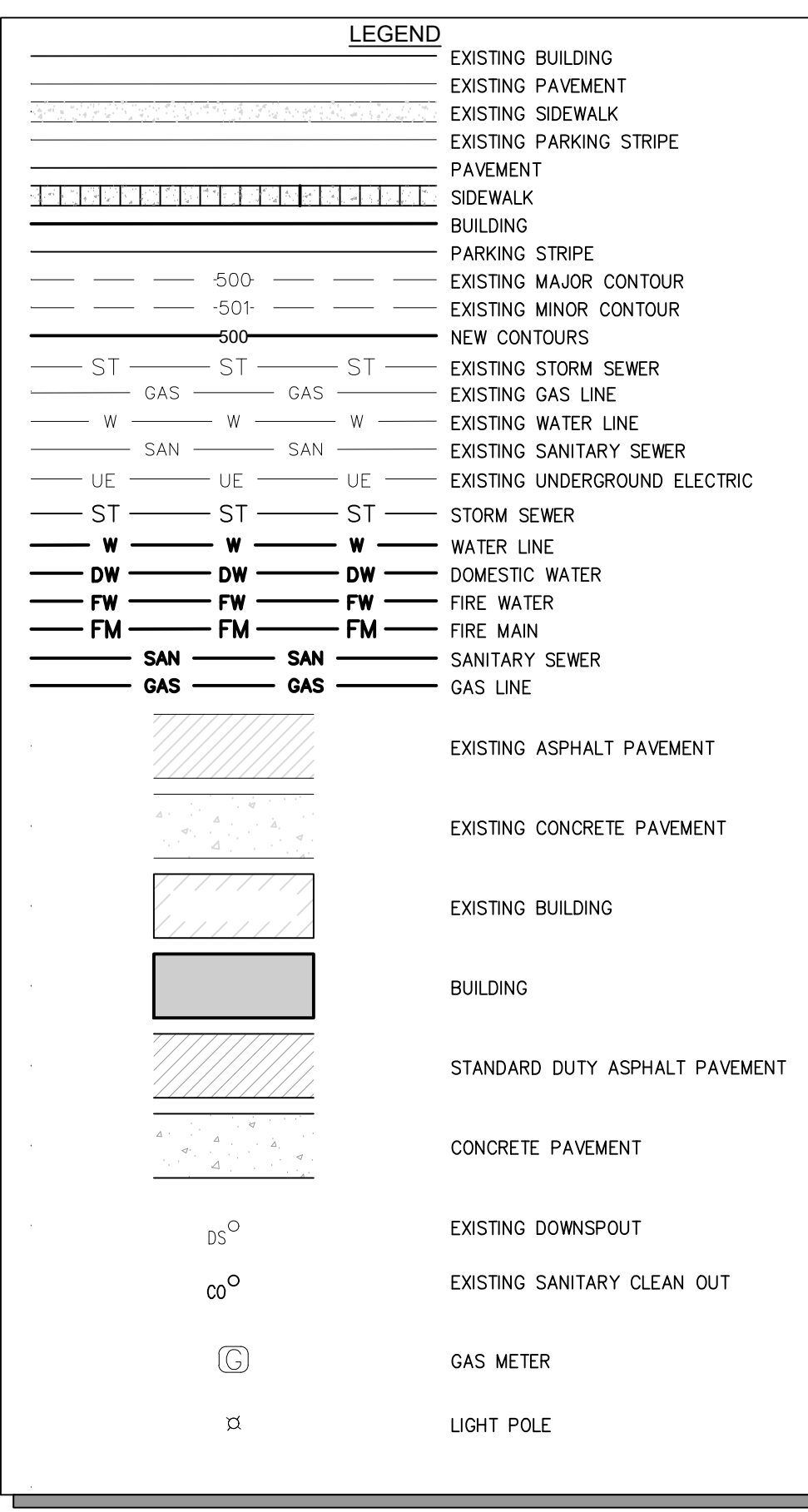
LOCATION AND DEPTH PRIOR TO ORDERING ANY SANITARY SEWER MATERIALS. NOTIFY ENGINEER IMMEDIATELY OF ANY DISCREPANCIES TO AVOID CONFLICT/DELAYS DURING CONSTRUCTION.

R & WATER LINE AS CONTRACTOR TO SANITARY SEWER LINE

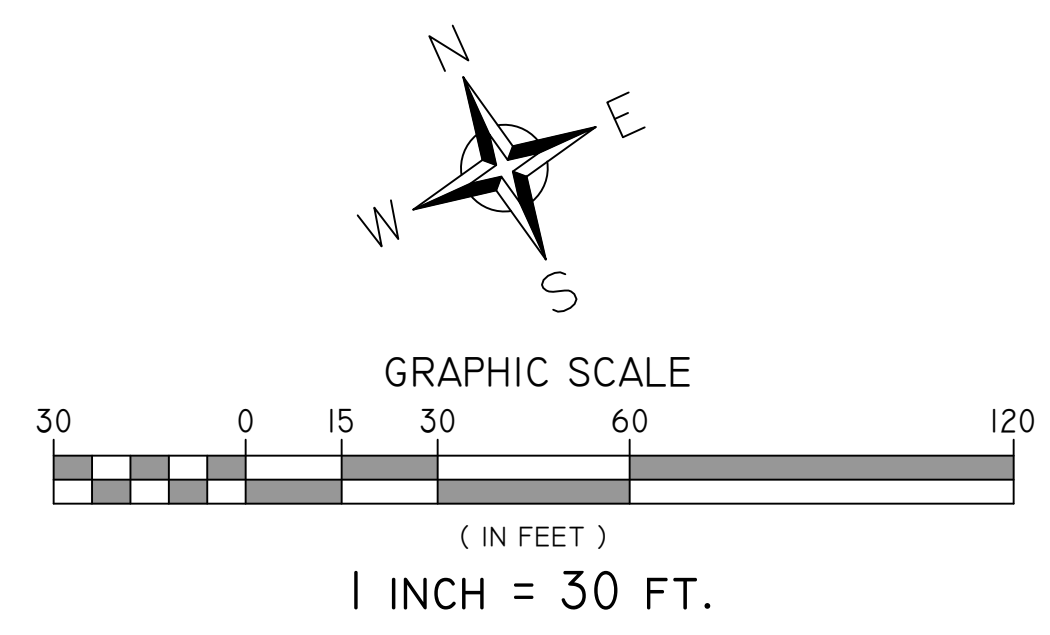


- ### GENERAL SITE UTILITY NOTES:
- CONTRACTOR SHALL COORDINATE EXACT LOCATION OF UTILITY LINES AND TIE-IN POINTS WITH LOCAL UTILITY COMPANIES AND INSTALL APPROPRIATE CONDUITS, FOUNDATIONS AND ETC. FOR SERVICE TO UTILITY CONNECTION POINT AS IDENTIFIED HEREON OR AS DIRECTED BY UTILITY PROVIDER. SERVICES INCLUDE, WATER, GAS, ELECTRIC, TELEPHONE, CABLE T.V. AND INTERNET.
 - SEE PLUMBING PLANS FOR CLEAN-OUT DETAILS.
 - THE CONTRACTOR IS RESPONSIBLE FOR ALL UTILITY TAP-ON FEES, METERS AND ETC. CONTRACTOR TO COORDINATE WITH UTILITY COMPANIES.
 - ALL CONSTRUCTION SHALL BE IN CONFORMANCE WITH FEDERAL, STATE & LOCAL CODES AND SPECIFICATIONS.
 - CONTRACTOR SHALL VERIFY SIZE, TYPE, LOCATION AND DEPTH OF UTILITIES ENTRY TO BUILDING WITH ARCHITECTURAL AND MECHANICAL/PLUMBING/ELECTRICAL PLANS.
 - ALL TRENCHES BENEATH PROPOSED OR EXISTING IMPROVED SURFACES (ASPHALT/CONCRETE), SHALL BE BACKFILLED WITH COMPACTED CRUSHED STONE. CONTRACTOR SHALL RESTORE EXISTING IMPROVED SURFACES WITH SAME TYPE AND THICKNESS, SEE DETAILS.
 - THE CONTRACTOR SHALL FULLY RESTORE ALL AREAS (ASPHALT, CONCRETE, CURBS, SIDEWALKS, LANDSCAPING, & ETC.) DISTURBED DURING CONSTRUCTION AT NO ADDITIONAL COST TO THE OWNER.
 - THE SANITARY SEWER LATERAL SHALL BE INSTALLED AT A MINIMUM OF 1.0% SLOPE. INSTALL STACKS AND CLEAN OUTS AS REQUIRED PER PLUMBING CODES. SEE "MEP" PLANS FOR SIZE AND SPECIFICATIONS.
 - CONTRACTOR SHALL NOTIFY UTILITY OWNERS PRIOR TO ANY CONNECTIONS OR WORK INVOLVING THEIR FACILITIES.
 - ALL UTILITY MATERIALS AND CONSTRUCTION SHALL COMPLY WITH THAT PARTICULAR UTILITY PROVIDER'S STANDARDS, METHODS AND PROCEDURES.
 - CONTRACTOR TO COORDINATE TELEPHONE, INTERNET AND CABLE T.V. SERVICE WITH LOCAL PROVIDER. SERVICES TO BE INSTALLED UNDERGROUND IN PVC CONDUIT. REFER TO DETAILS FOR BEDDING AND BACKFILL REQUIREMENTS.

- ### KEYED SITE UTILITY NOTES:
- INSTALL 6" D.I. WATER LINE AROUND NEW AUXILIARY GYM. PLACE IN UTILITY TRENCH FOR FORCED SYSTEMS, SEE DETAIL 2, SHEET C6.2. SEE DETAIL 1 & 2, SHEET C6.1 FOR WATERLINE EXTENSION PLAN AND PROFILE.
 - INSTALL THRUST BLOCKING. SEE DETAIL 3, SHEET C6.2.
 - INSTALL TAPPING VALVE AND SLEEVE. SEE DETAIL 4, SHEET C6.2.
 - INSTALL FIRE DEPARTMENT CONNECTION. SEE DETAIL 5, SHEET C6.2.
 - INSTALL 4" D.I. FIRE WATER LINE. PLACE IN UTILITY TRENCH FOR FORCED SYSTEMS, SEE DETAIL 2, SHEET C6.2.
 - INSTALL 6" D.I. FIRE MAIN LINE. PLACE IN UTILITY TRENCH FOR FORCED SYSTEMS, SEE DETAIL 2, SHEET C6.2.
 - WATER MAIN CROSSING SEWER, SEE DETAIL 6, SHEET C6.2.
 - INSTALL GAS SERVICE LINE AROUND NEW AUXILIARY GYM AND CONNECT TO EXISTING GAS SERVICE LINE.
 - INSTALL 4" SDR-35 SANITARY SEWER LATERAL. PLACE IN UTILITY TRENCH FOR GRAVITY SYSTEMS, SEE DETAIL 1, SHEET C6.2. SEE DETAIL 3, SHEET C6.1 FOR SANITARY SEWER PROFILE.
 - INSTALL SANITARY SEWER CLEANOUT. SEE DETAIL 7, SHEET C6.2.
 - INSTALL SANITARY SEWER MANHOLE. SEE DETAIL 8, SHEET C6.2.
 - HVAC UNIT, SEE MECHANICAL DRAWINGS. INSTALL CONCRETE PAD, SEE DETAIL 1, SHEET C6.0.



1 SITE UTILITY PLAN - HCC
SCALE: 1" = 30'



BURIED UTILITIES NOTE

BURIED UTILITIES ARE SHOWN AT THEIR APPROXIMATE LOCATION BASED UPON INFORMATION OBTAINED FROM UTILITY COMPANIES AND FIELD EVIDENCE. OTHER BURIED UTILITIES MIGHT EXIST ON THE SUBJECT SITE WHICH ARE NOT SHOWN ON THIS DRAWING. USE EXTREME CAUTION DURING EXCAVATION PROCEDURES AND CONTACT KENTUCKY 811 @ 811 OR 1-800-752-6007 FOR EXACT LOCATION OF BURIED FACILITIES PRIOR TO EXCAVATION OPERATIONS.

Kentucky 811
Know what's below.
Call before you dig.

Call 811 or 800-752-6007
www.kentucky811.com
Two Business Days Before You Dig
IT'S THE LAW