

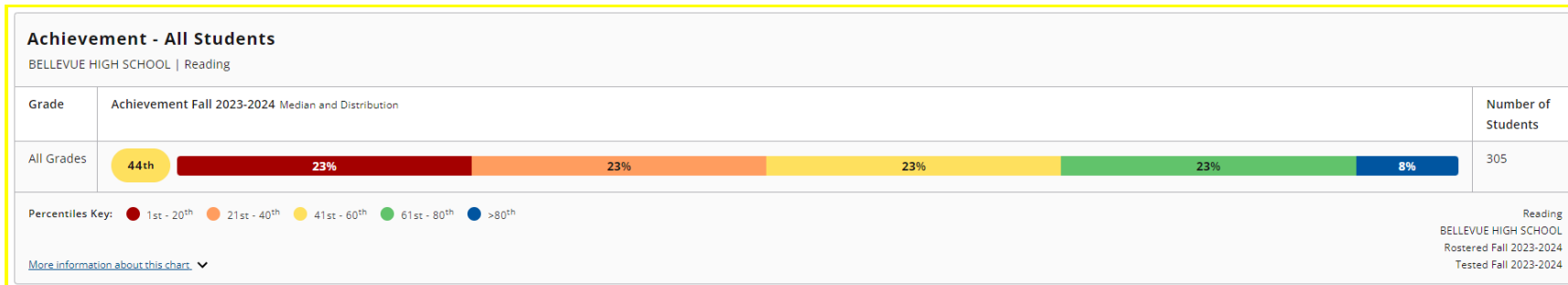
BM/HS:

Based on Achievement Percentile Ranking

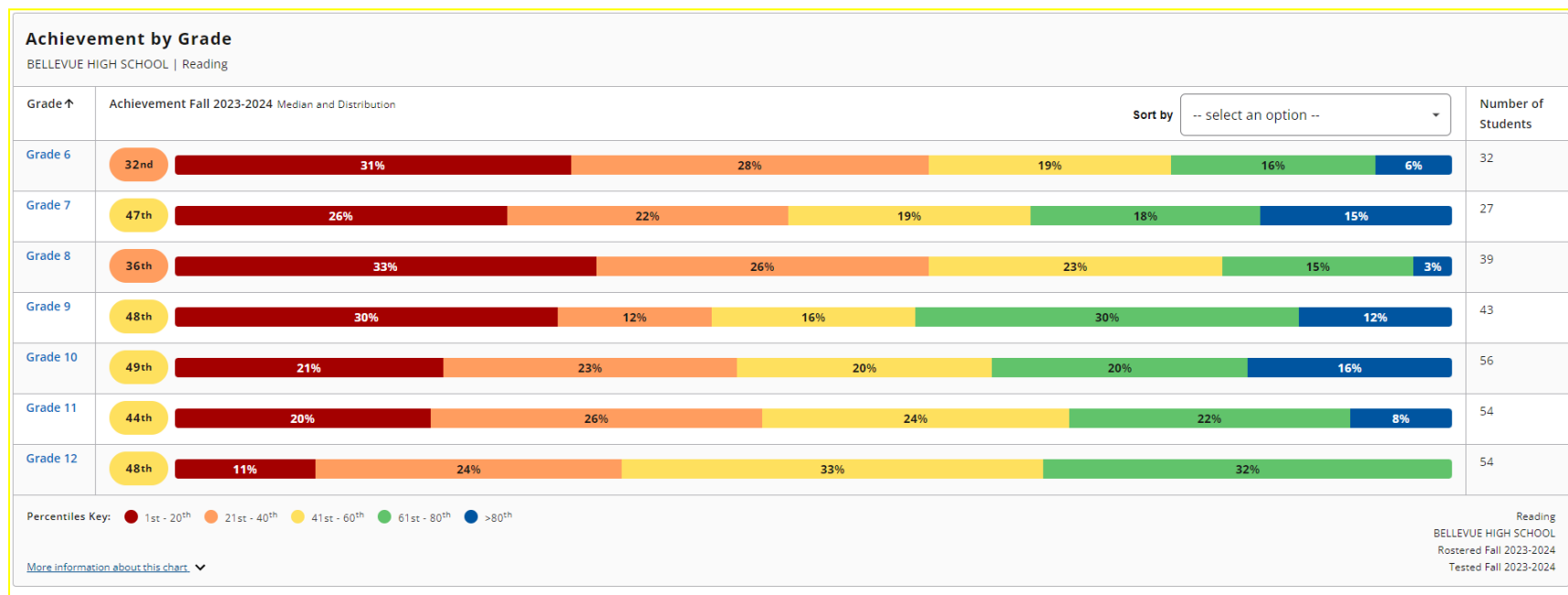
Nationally normed for grade level proficiency

READING:

ALL STUDENTS



GRADE LEVEL BREAKDOWN

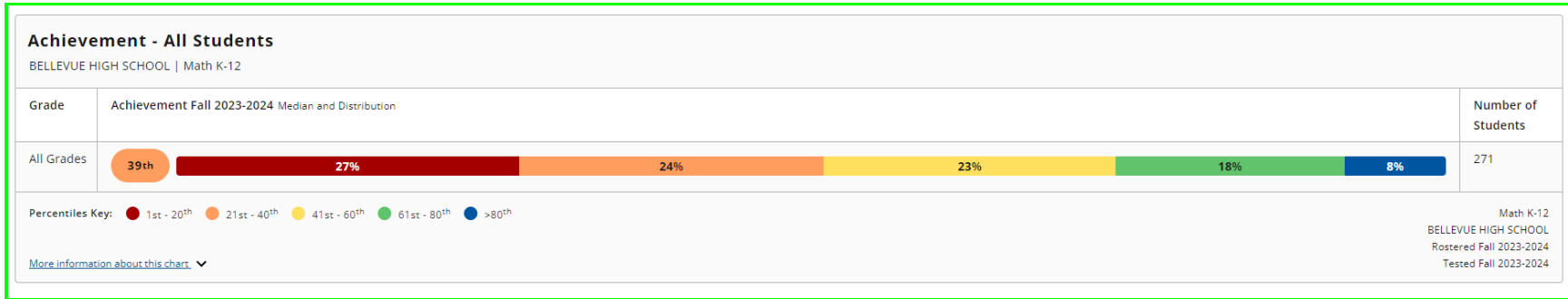


Based on Achievement Percentile Ranking

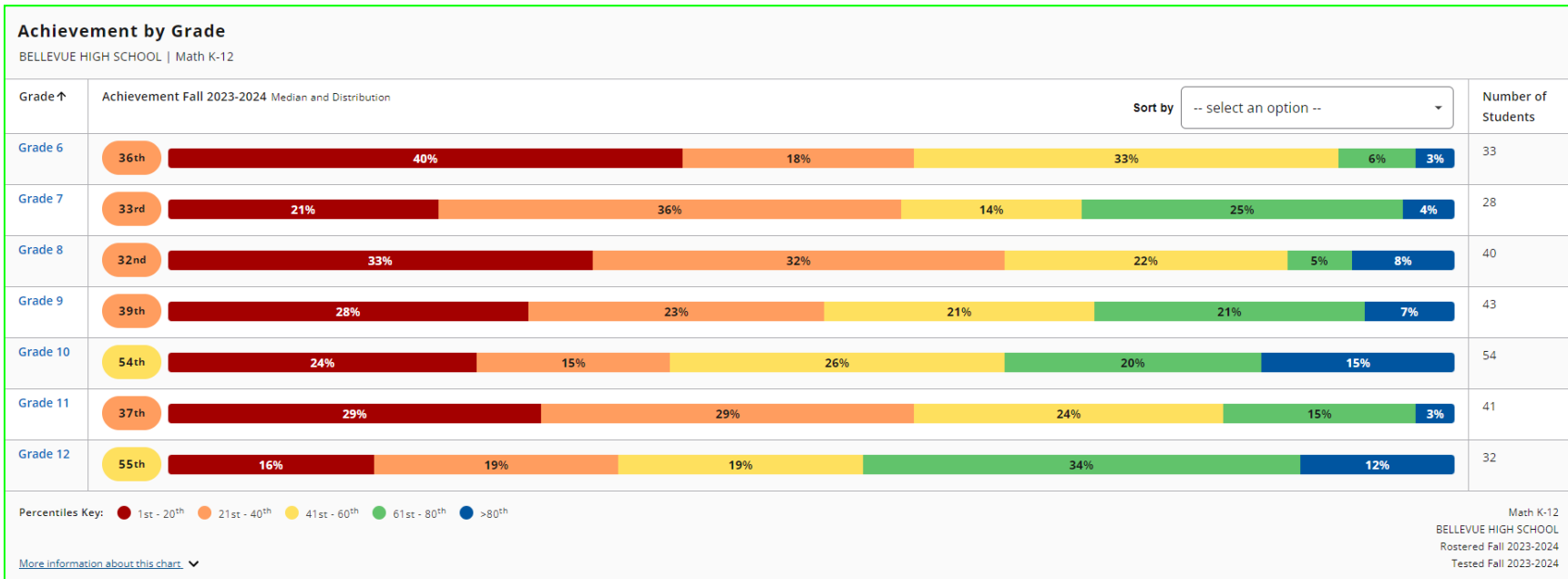
Nationally normed for grade level proficiency

MATH:

ALL STUDENTS



GRADE LEVEL BREAKDOWN

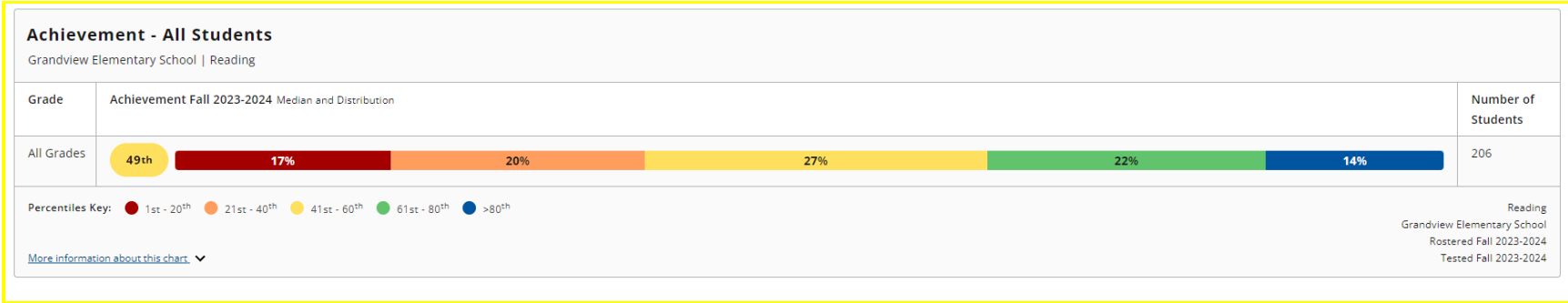


GES:
Based on Achievement Percentile Ranking

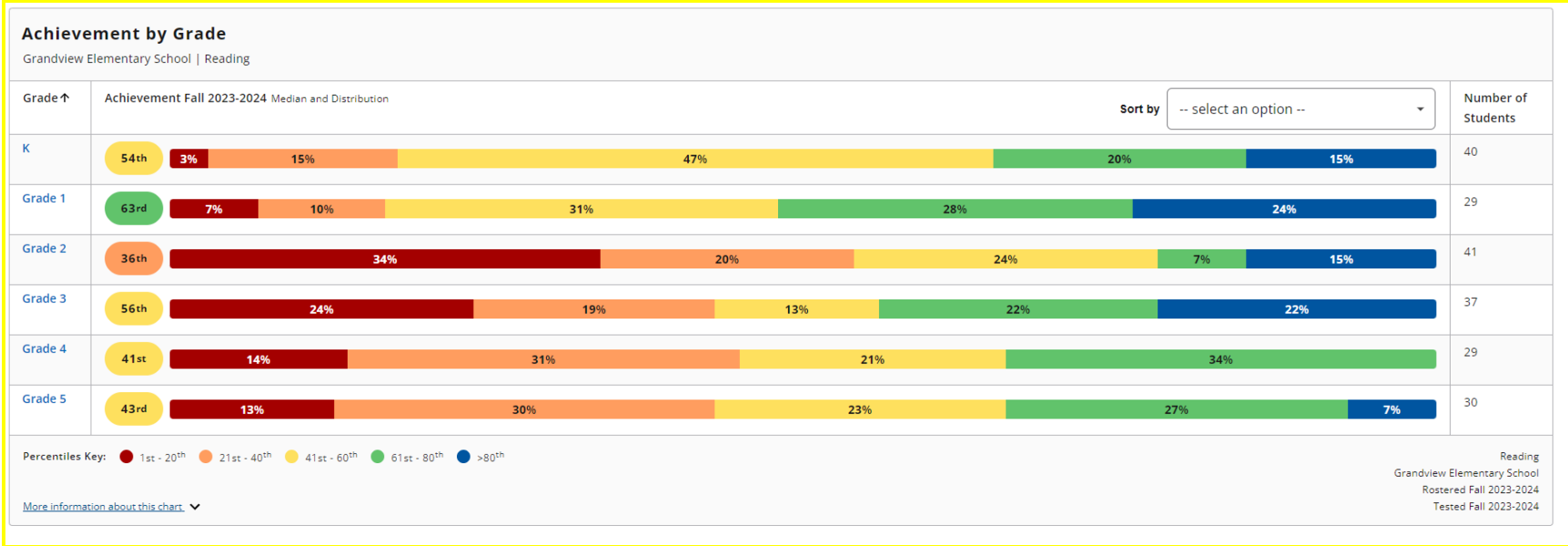
Nationally normed for grade level proficiency

READING:

ALL STUDENTS



GRADE LEVEL BREAKDOWN



Based on Achievement Percentile Ranking

Nationally normed for grade level proficiency

MATH:

ALL STUDENTS

Achievement - All Students

Grandview Elementary School | Math K-12

Grade	Achievement Fall 2023-2024 Median and Distribution	Number of Students
All Grades		206

Percentiles Key: ● 1st - 20th ● 21st - 40th ● 41st - 60th ● 61st - 80th ● >80th

Math K-12
Grandview Elementary School
Rostered Fall 2023-2024
Tested Fall 2023-2024

[More information about this chart](#) ▼

GRADE LEVEL BREAKDOWN

Achievement by Grade

Grandview Elementary School | Math K-12

Grade ↑	Achievement Fall 2023-2024 Median and Distribution	Sort by	Number of Students
K		-- select an option --	40
Grade 1			29
Grade 2			41
Grade 3			36
Grade 4			29
Grade 5			30

Percentiles Key: ● 1st - 20th ● 21st - 40th ● 41st - 60th ● 61st - 80th ● >80th

Math K-12
Grandview Elementary School
Rostered Fall 2023-2024
Tested Fall 2023-2024

[More information about this chart](#) ▼

What is the data telling us?

- *Academic goal #1: Growth goal progress will be shared after Winter MAP assessment window is closed.*
- **Academic goal #2: Reduce the number of students scoring in the 20th percentile to 20% or lower in Math**
 - BMHS: 27% currently scoring below 20th %ile
 - 12th grade currently has less than 20% of students scoring in the 20th %ile or below.
 - GES: 17% currently scoring below 20th %ile
 - K, 1st, and 4th grades currently have less than 20% of students scoring in the 20th %ile or below.
- **Academic goal #3: Reduce the number of students scoring in the 20th percentile to 15% or lower in Reading.**
 - BMHS: 23% currently scoring below 20th %ile
 - 12th grade currently has less than 15% of students scoring in the 20th %ile or below.
 - GES: 20% currently scoring below 20th %ile
 - K, 1st, 4th, and 5th grades currently have less than 15% of students scoring in the 20th %ile or below.

BISD 23.24 MAP Goal:

Where are we going? What do we want to achieve?	How will we get there?	How will we know when we've arrived? What does meeting our goal look/feel like?
ACADEMIC <ul style="list-style-type: none"> ● <u>50% of students</u> will meet or 	<ul style="list-style-type: none"> ● Bellevue Classroom: job-embedded professional learning 	<ul style="list-style-type: none"> ● Spring MAP reports will show 50% or more of students meeting or

<p>exceed their growth goal from Fall to Spring in Reading and Math.</p> <ul style="list-style-type: none"> ● Reduce the number of students scoring in the 20th percentile to 20% or lower in Math ● Reduce the number of students scoring in the 20th percentile to 15% or lower in Reading. 	<ul style="list-style-type: none"> ○ Walkthroughs and implementation checks ○ PGPs: TBC/Danielson Framework <ul style="list-style-type: none"> ● MAP data analysis followed by action 3x per year using the MAP analysis protocol ● Student knowledge of growth goal ● Inform parents of purpose of MAP and provide assistance in reading reports ● Utilize Status of School Report for accountability purposes 	<p>exceeding their growth goal.</p> <ul style="list-style-type: none"> ○ MAP School Profile Growth and Achievement Report <ul style="list-style-type: none"> ● Spring Math MAP reports will show 20% or less of students scoring in the 20th percentile. <ul style="list-style-type: none"> ○ MAP Grade Report ● Spring Reading MAP reports will show 15% or less of students scoring in the 20th percentile. <ul style="list-style-type: none"> ○ MAP Grade Report
---	---	--