

WHOLE

SCHOOL. COMMUNITY. CHILD.

This resource is designed to highlight recent Kentucky School Health Profile data into the Whole School, Whole Community, Whole Child framework to illustrate current successes and growth areas related to school health practices, programs and policies.

WHOLE SCHOOL, WHOLE COMMUNITY, WHOLE CHILD MODEL

The Whole School, Whole Community, Whole Child or WSCC model is the Centers for Disease Control and Prevention's (CDC) framework for addressing health in schools. The WSCC model is student-centered and emphasizes the role of the community in supporting the school, the connections between health and academic achievement and the importance of evidence-based school policies and practices.



THE WSCC MODEL HAS 10 COMPONENTS:

1. HEALTH EDUCATION
2. PHYSICAL EDUCATION AND PHYSICAL ACTIVITY
3. NUTRITION ENVIRONMENT AND SERVICES
4. HEALTH SERVICES
5. COUNSELING, PSYCHOLOGICAL AND SOCIAL SERVICES
6. SOCIAL AND EMOTIONAL CLIMATE
7. PHYSICAL ENVIRONMENT
8. EMPLOYEE WELLNESS
9. FAMILY ENGAGEMENT
10. COMMUNITY INVOLVEMENT



Districts and schools can use the WSCC model to guide coordination and collaboration between component areas, facilitating awareness of issues across administrators, staff and community partners in different areas. As a result, schools are often able to leverage new resources, reduce duplication and provide consistent messaging to create awareness and garner support for the identified priority areas. Further explanation of each component area and School Health Profiles data related to each component is included in this resource.

SCHOOL HEALTH PROFILES

The School Health Profiles (Profiles) is a system of surveys developed by the Centers for Disease Control and Prevention (CDC) to assess school health policies and programs in states and large urban school districts. The Profiles survey is conducted in Kentucky biennially among middle and high school principals and lead health education teachers. To view the 2022 Kentucky Profiles data and multi-year trend report, visit:

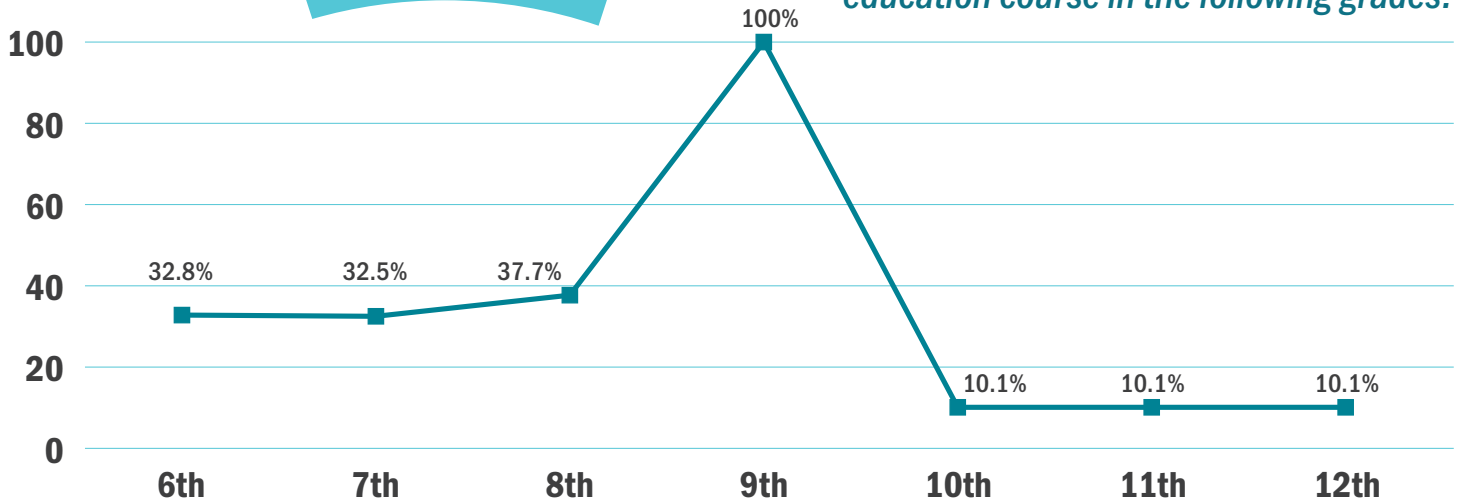
<https://education.ky.gov/curriculum/WSCC/data/Pages/School-Health-Profiles.aspx>

HEALTH EDUCATION

1

Formal, structured health education consists of any combination of planned learning experiences that provide the opportunity to acquire the information and skills students need to make quality health decisions.

Percentage of schools that taught a required health education course in the following grades:

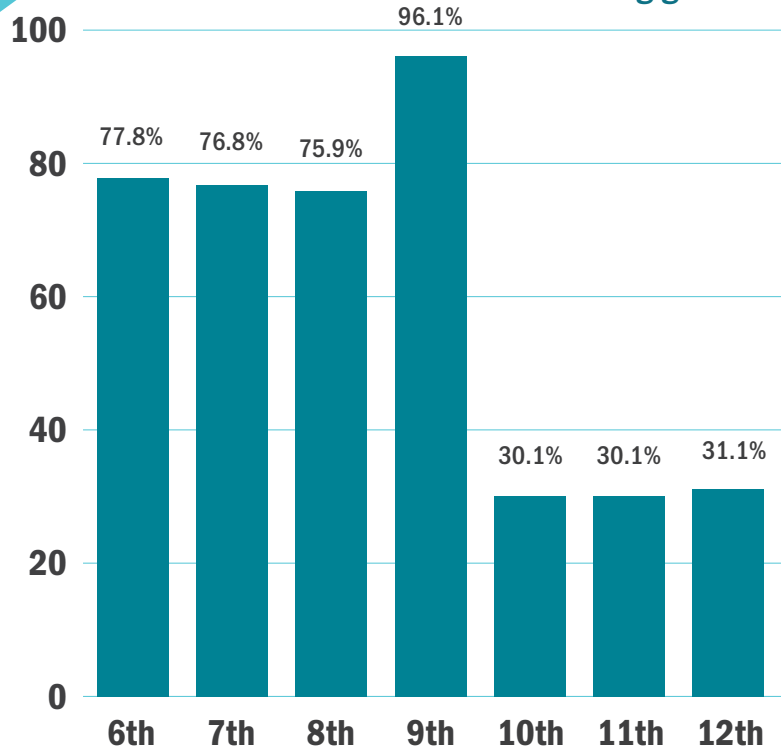


PHYSICAL EDUCATION & PHYSICAL ACTIVITY

2

A comprehensive school physical activity program (CSPAP) is the national framework for physical education and youth physical activity. It reflects strong coordination across five components: physical education, physical activity during school, physical activity before and after school, staff involvement and family and community engagement.

Percentage of schools that taught a required physical education course in the following grades:



53.3%


In 53.3% of schools, students participate in physical activity in classrooms during the school day (outside of physical education).

NUTRITION ENVIRONMENT & SERVICES

3

The school nutrition environment provides students with opportunities to learn about and practice healthy eating through nutrition education, messages about food in the cafeteria and throughout the school campus, and available food and beverages, including in vending machines, “grab and go” kiosks, school stores, concession stands, food carts, classroom rewards and parties, school celebrations and fundraisers.

47.7% of schools served locally or regionally grown foods in the cafeteria or classrooms



27.7% of schools conducted taste tests to determine food preferences for nutritious items

31.7% of schools prohibited school staff from giving students food or food coupons as a reward for good behavior or good academic performance

29.5% of school prohibited less nutritious foods and beverages (e.g., candy, baked goods) from being sold for fundraising purposes



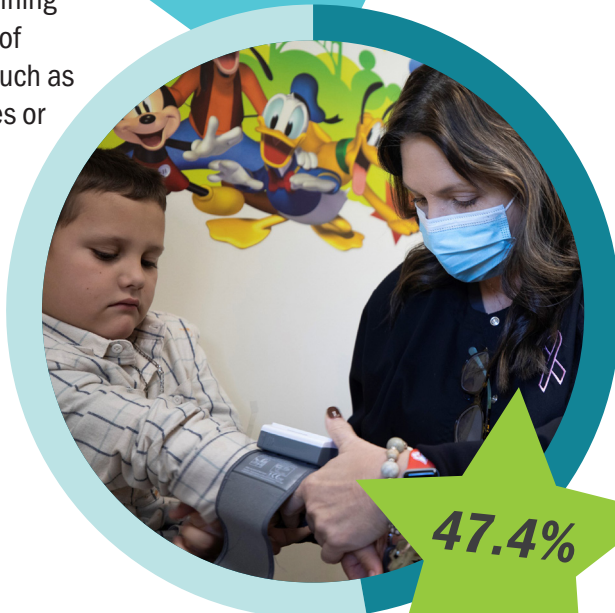
HEALTH SERVICES

4

School health services intervene with actual and potential health problems, including providing first aid, emergency care and assessment and planning for the management of chronic conditions (such as asthma, food allergies or diabetes).

Percentage of schools that have a full-time registered nurse who provides health services to students:

47.4% of schools have a school-based health center that offers health services to students



47.4%



COUNSELING, PSYCHOLOGICAL AND SOCIAL SERVICES

5

These prevention and intervention services support the mental, behavioral and social-emotional health of students, and promote success in the learning process.

95.1%

of schools provide students with school-wide trauma-informed practices (i.e., efforts to ensure that all students, including those affected by trauma, are experiencing social, emotional, and educational success)



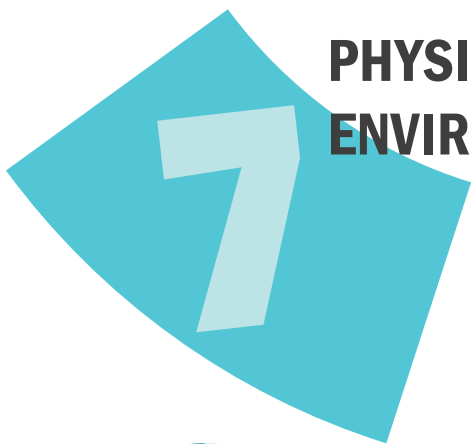
6

SOCIAL AND EMOTIONAL CLIMATE

The social and emotional climate of a school can impact student engagement in school activities; relationships with other students, staff, family and community; and academic performance.

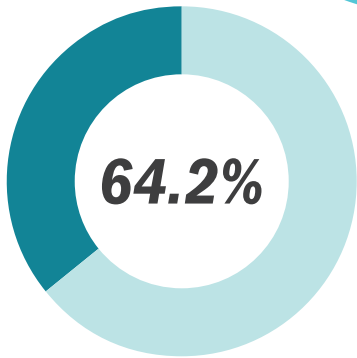
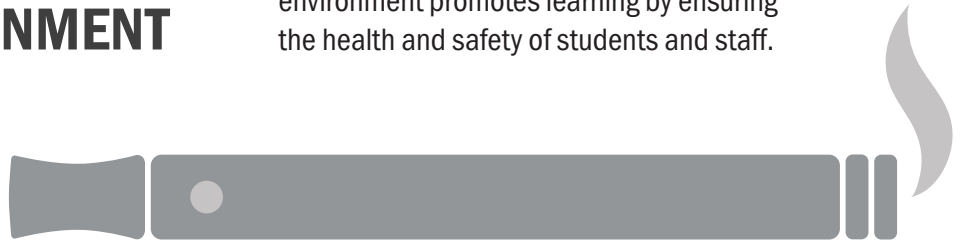
95.6% of schools provide universal mental health promotion programs (e.g., Positive Behavioral Interventions and Supports, Social-Emotional Learning programs or supports)



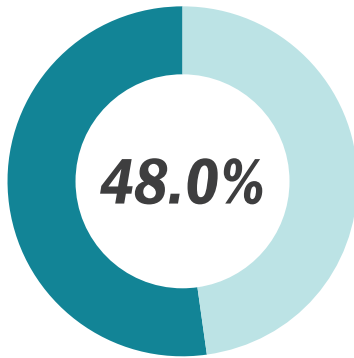


PHYSICAL ENVIRONMENT

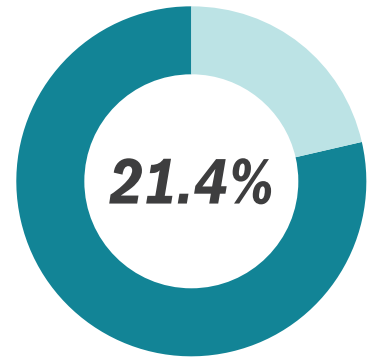
A healthy and safe physical school environment promotes learning by ensuring the health and safety of students and staff.



of schools follow a policy that mandates a “tobacco-free environment” including prohibiting EVPs



of schools always or almost always issue an in-school suspension when students are caught using electronic vapor products



of schools always or almost always issue an out-of-school suspension when students are caught using electronic vapor products



68.1%

EMPLOYEE WELLNESS

Fostering school employees’ physical and mental health protects school staff, and by doing so, helps support students’ health and academic success.



68.1% of schools sought funding or leveraged resources to support health and safety priorities for students and staff

FAMILY ENGAGEMENT

9

Families and school staff work together to support and improve the learning, development, and health of students.

70.9% of schools have linked parents and families to health services and programs in the community

53.1% of schools in which students' families helped develop or implement policies and programs related to school health during the past two years



COMMUNITY INVOLVEMENT

10

Community groups, organizations, local businesses, social service agencies, faith-based organizations, health clinics and colleges and universities create partnerships with schools, share resources, and volunteer to support student learning, development, and health-related activities.

56.8%

56.8% of schools have implemented mentoring programs in which family or community members serve as role models to students or mentor students

51.6%

51.6% of schools have a joint use agreement for shared use for physical activity or sports facilities



REFERENCE:

<https://www.cdc.gov/healthyschools/wsc/index.htm>

CONTACT:

Stephanie Bunge, Project Director
School Health Branch
Division of District Support
Office of Finance and Operations
Stephanie.Bunge@education.ky.gov



Kentucky Department of
EDUCATION