



FLOYD COUNTY BOARD OF EDUCATION
Anna Whitaker Shepherd, Superintendent
442 KY RT 550
Eastern, KY 41622
Telephone (606) 886-2354 Fax (606) 886-4550
www.floyd.kyschools.us

Linda C. Gearheart, Board Chair - District 1
William Newsome, Jr., Vice-Chair - District 3
Dr. Chandra Varia, Member - District 2
Keith Smallwood, Member - District 4
Steve Slone, Member - District 5

Consent Agenda Item (Action Item): Receive Utility Report for Prestonsburg High School.

Applicable State or Regulations: Board Policy 05.23

Fiscal/Budgetary Impact:

2021/2022 SY (July 21-June 22) \$212,049

2022/2023 SY (July 22-June 23) \$201,925

History/Background:

July 24, 2023

Board received utility report for Prestonsburg Elementary.


Recommended Action: To accept report as presented.


Contact Person(s):

Linda Hackworth
606-874-9569

N/A

Principal


Director


Superintendent

Date: August 9, 2023

Utility Report

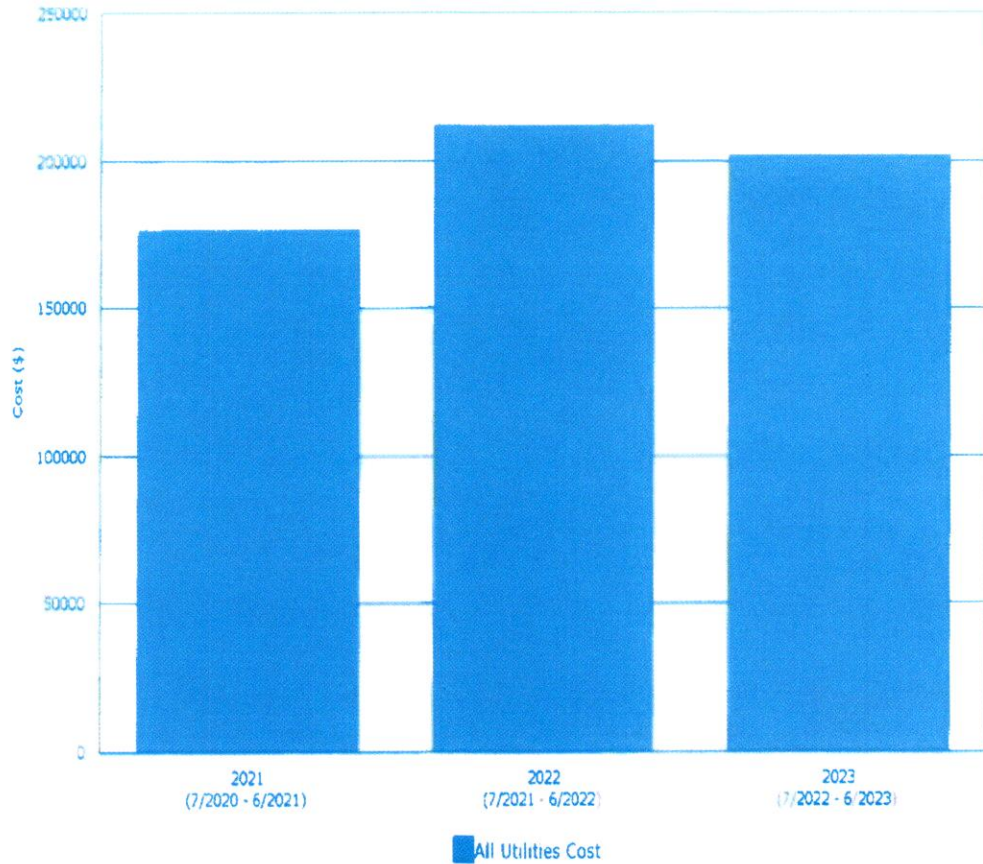
August 28, 2023

Prestonsburg High School **2021/2022 / 2022/2023** **School Years**



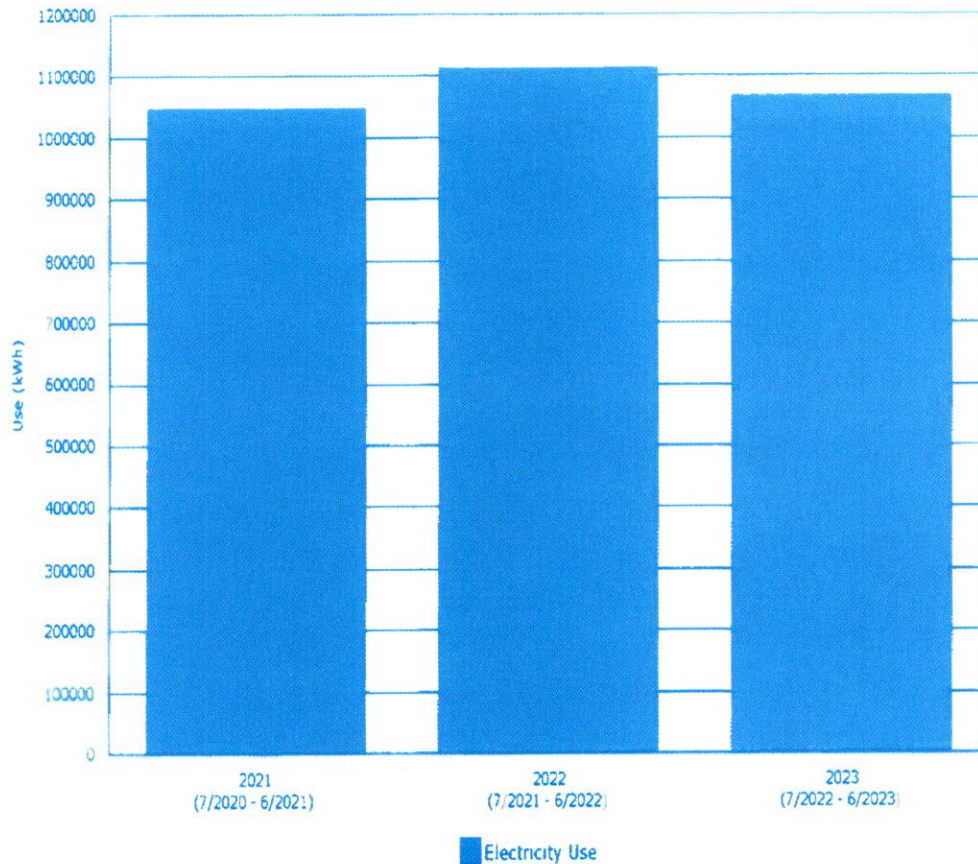
The Floyd County Board of Education does not discriminate on the basis of race, color, national origin, age, religion, marital status, sex, or disability in employment, educational programs, or activities as set forth in Title IX & VI, and in Section 504.

**Year-Over-Year Comparison
 Floyd County Board of Education
 Selected Facilities -- 7/2020 to 6/2023
 Prestonsburg High School**



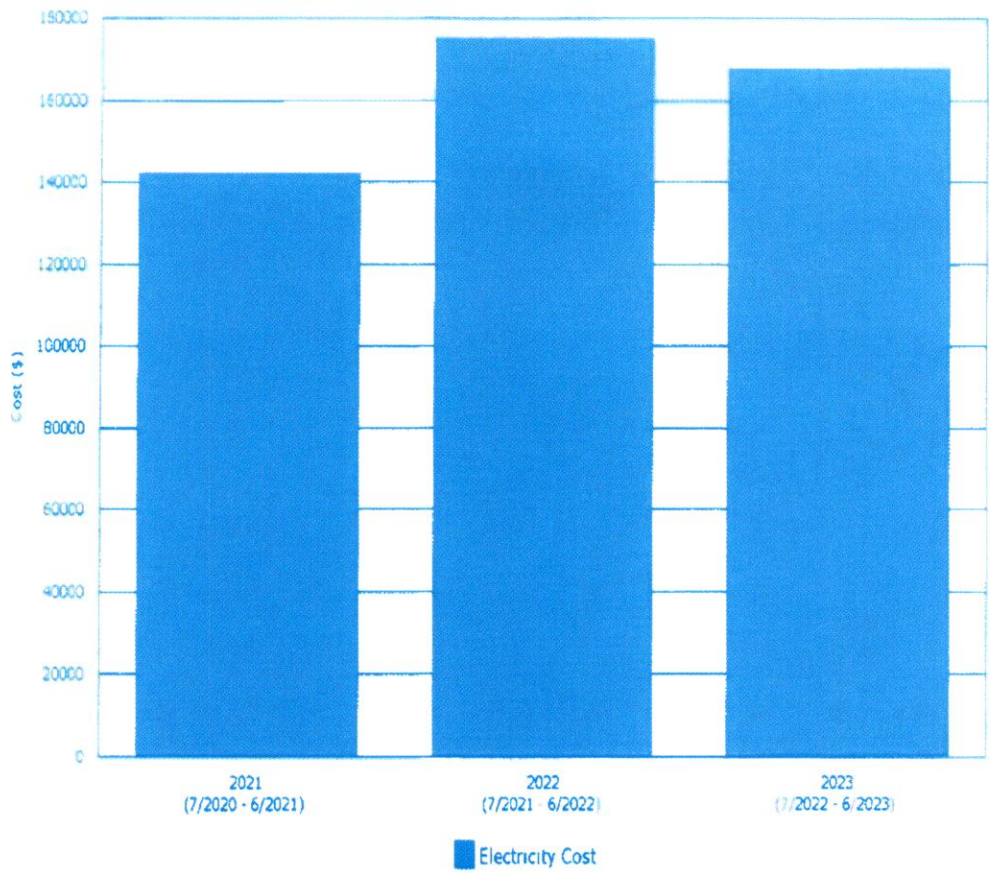
Period	All Utilities Cost
2021	\$176,388
2022	\$212,049
2023	\$201,925

**Year-Over-Year Comparison
 Floyd County Board of Education
 Selected Facilities -- 7/2020 to 6/2023
 Prestonsburg High School**



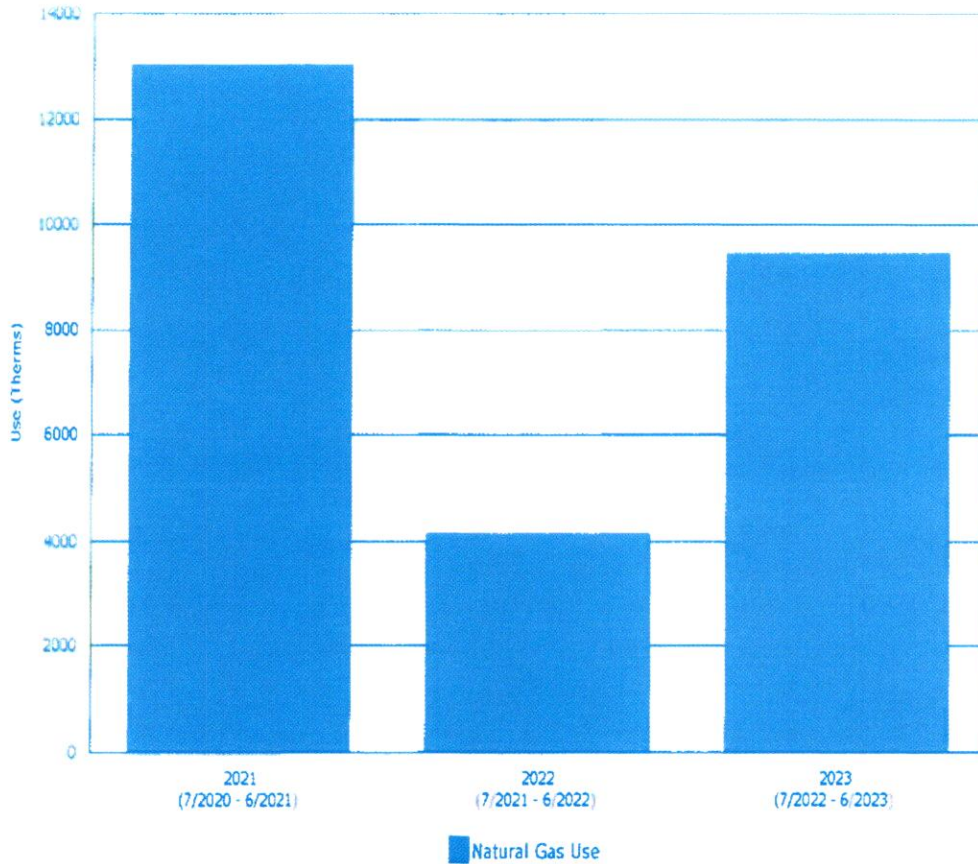
Period	Electricity Use (kWh)
2021	1,047,589
2022	1,112,821
2023	1,069,213

**Year-Over-Year Comparison
 Floyd County Board of Education
 Selected Facilities -- 7/2020 to 6/2023
 Prestonsburg High School**



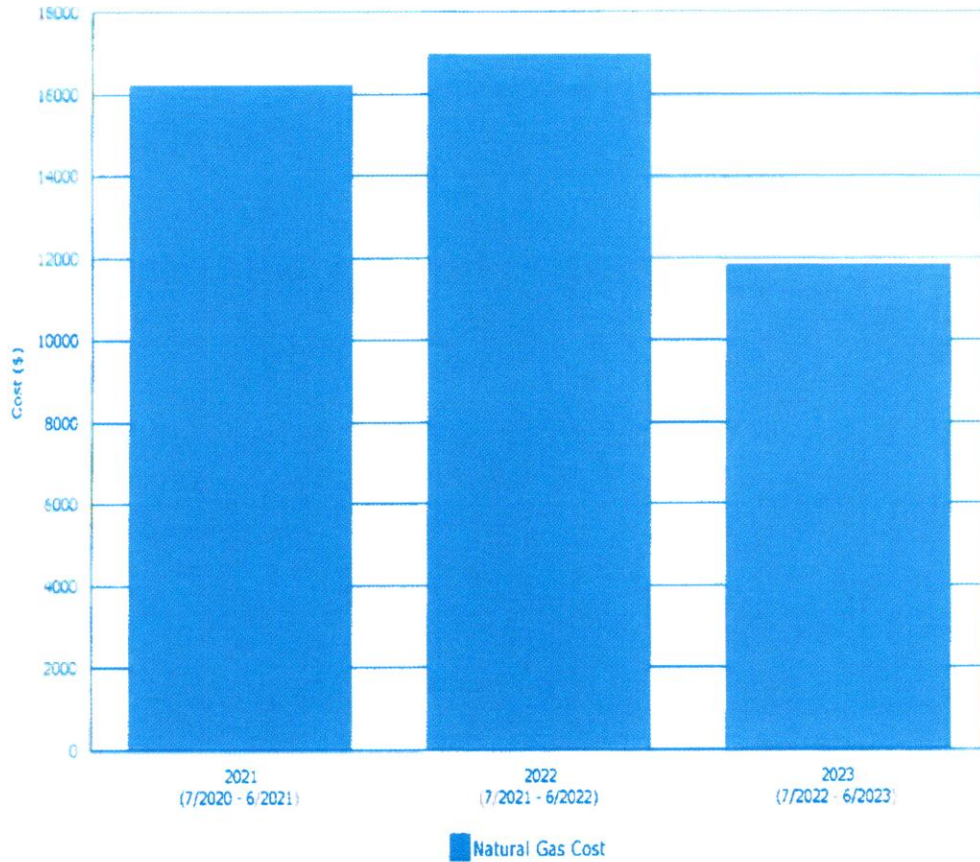
Period	Electricity Cost
2021	\$142,490
2022	\$174,883
2023	\$167,934

**Year-Over-Year Comparison
 Floyd County Board of Education
 Selected Facilities -- 7/2020 to 6/2023
 Prestonsburg High School**



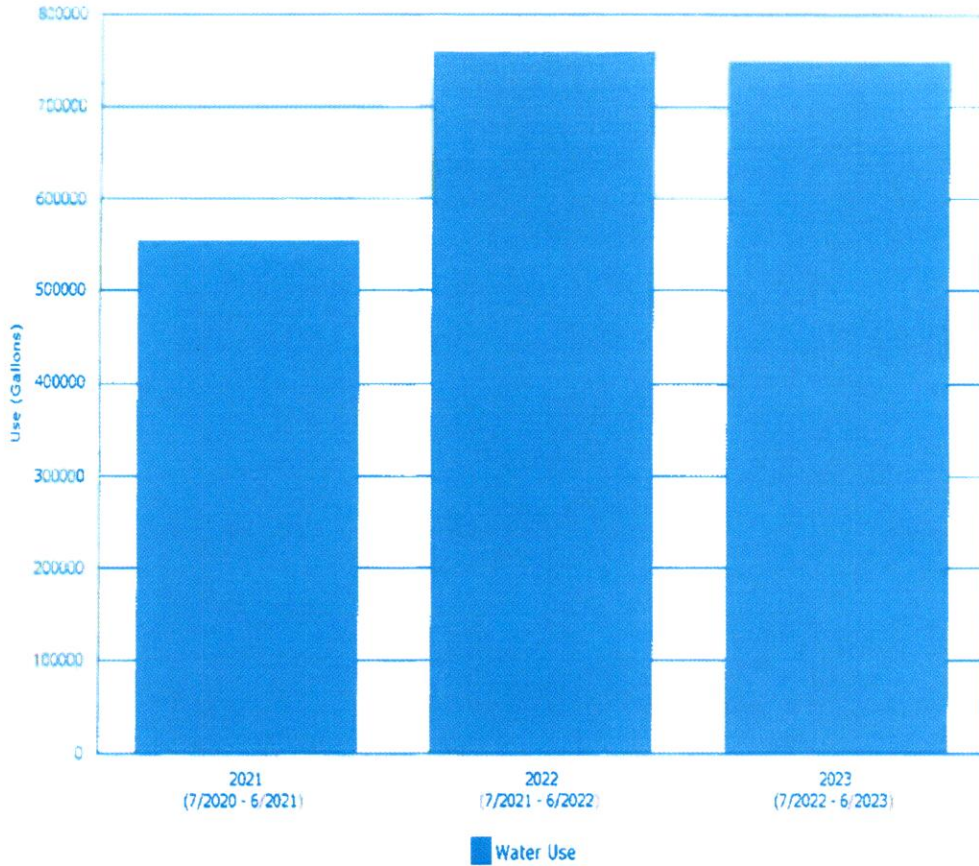
Period	Natural Gas Use (Therms)
2021	13,017
2022	4,149
2023	9,486

**Year-Over-Year Comparison
 Floyd County Board of Education
 Selected Facilities -- 7/2020 to 6/2023
 Prestonsburg High School**



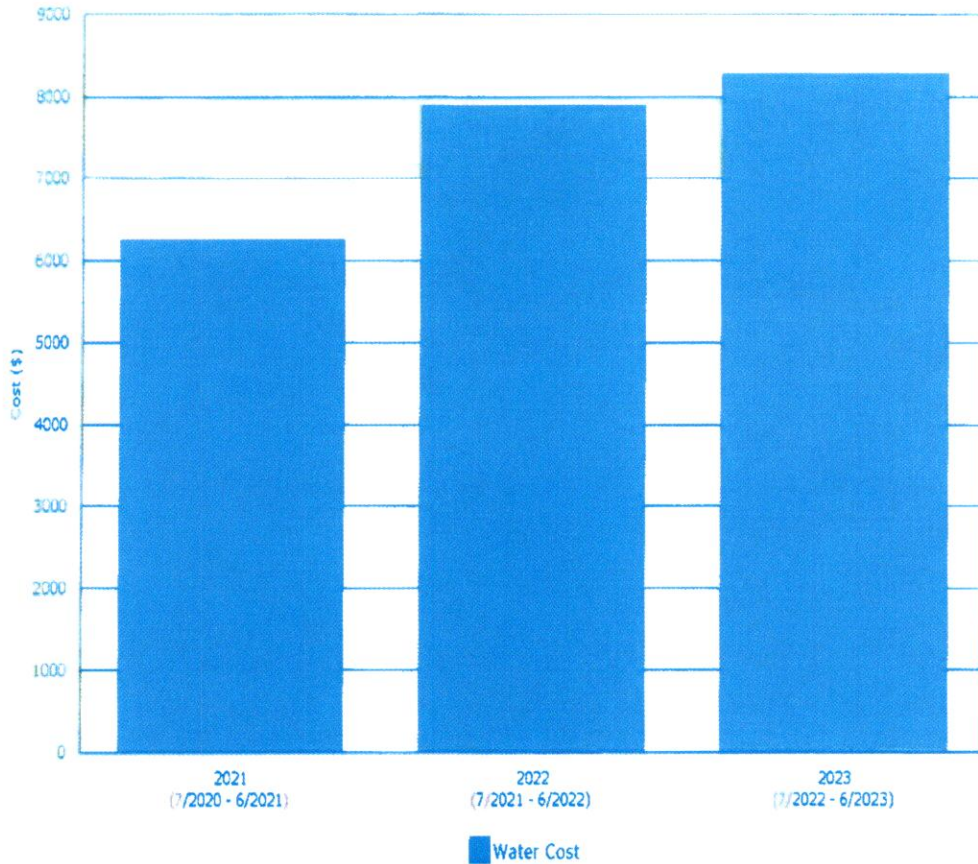
Period	Natural Gas Cost
2021	\$16,228
2022	\$16,957
2023	\$11,828

**Year-Over-Year Comparison
 Floyd County Board of Education
 Selected Facilities -- 7/2020 to 6/2023
 Prestonsburg High School**



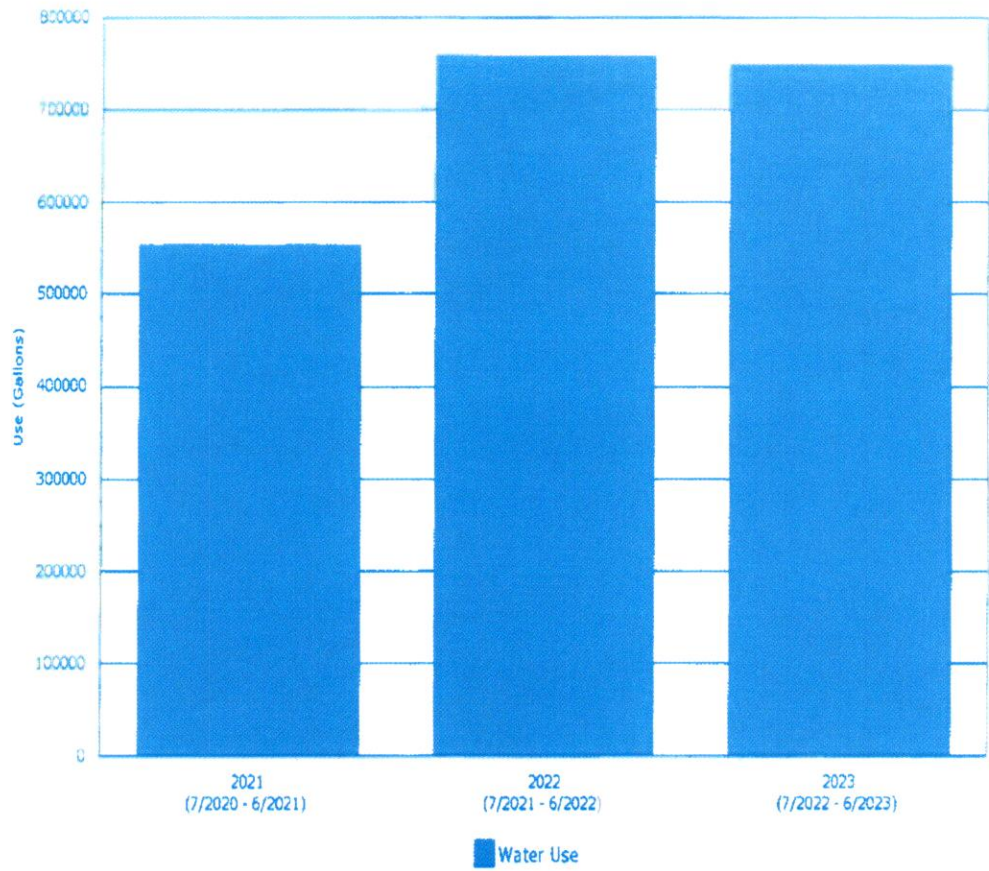
Period	Water Use (Gallons)
2021	554,269
2022	759,219
2023	748,429

**Year-Over-Year Comparison
 Floyd County Board of Education
 Selected Facilities -- 7/2020 to 6/2023
 Prestonsburg High School**



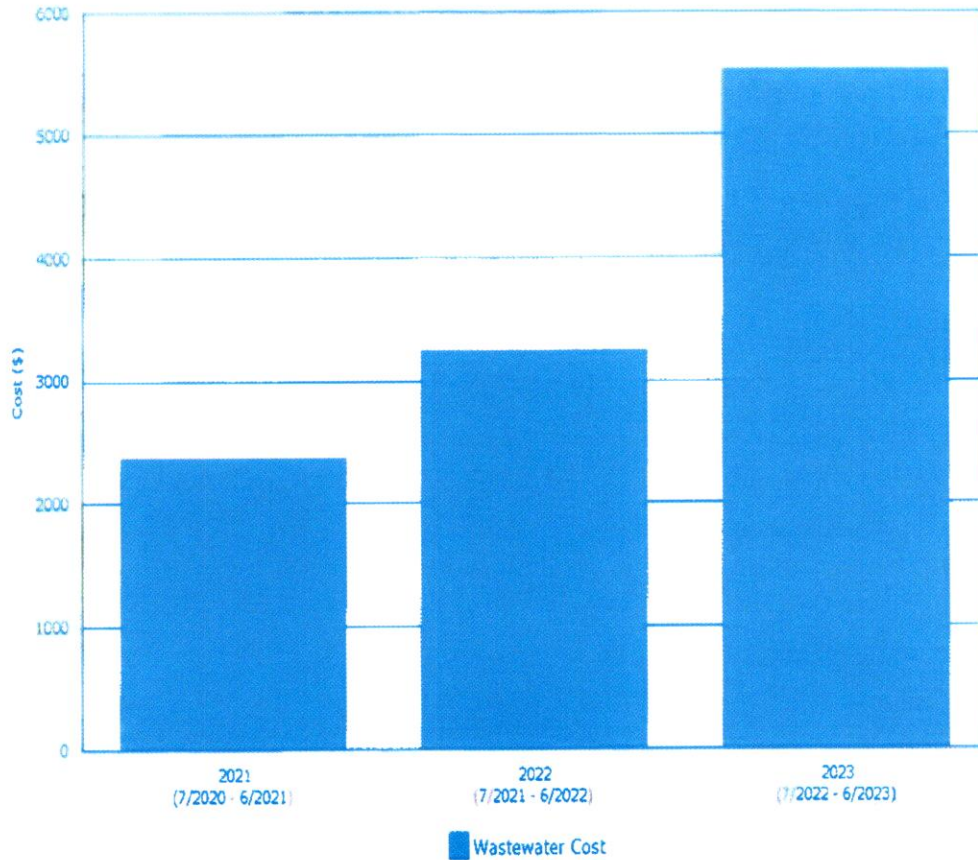
Period	Water Cost
2021	\$6,258
2022	\$7,906
2023	\$8,268

**Year-Over-Year Comparison
 Floyd County Board of Education
 Selected Facilities -- 7/2020 to 6/2023
 Prestonsburg High School**



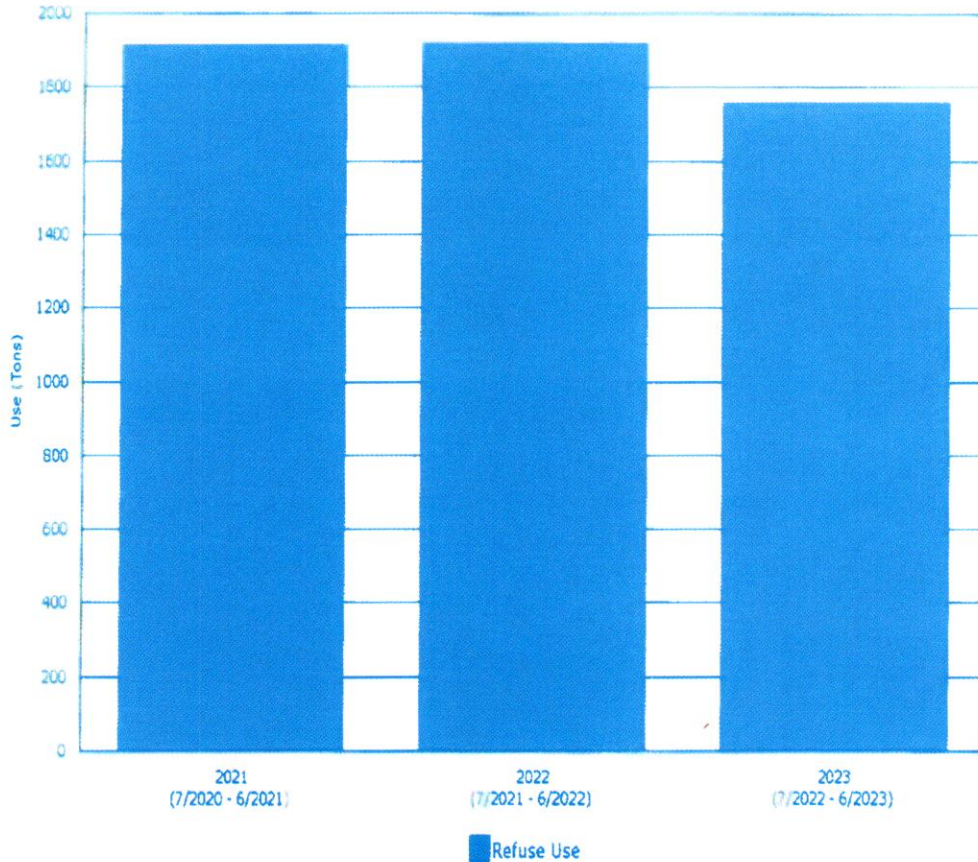
Period	Wastewater Use (Gallons)
2021	554,269
2022	759,219
2023	748,429

**Year-Over-Year Comparison
 Floyd County Board of Education
 Selected Facilities -- 7/2020 to 6/2023
 Prestonsburg High School**



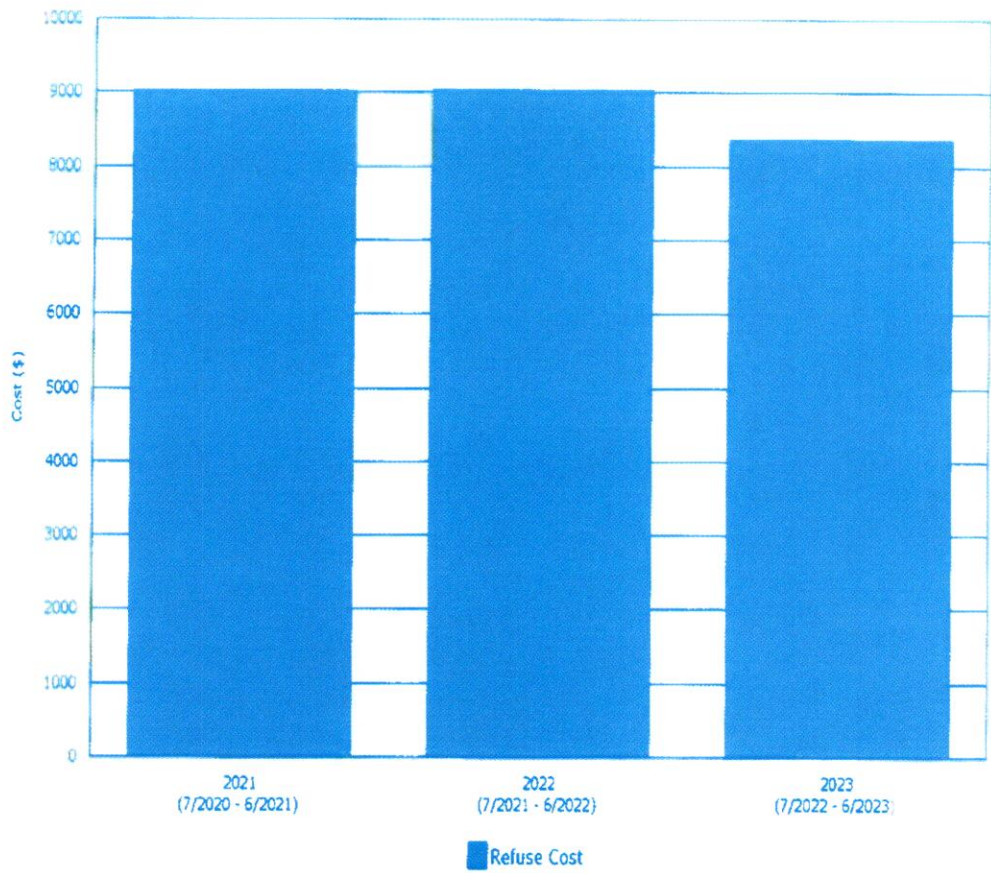
Period	Wastewater Cost
2021	\$2,377
2022	\$3,252
2023	\$5,525

**Year-Over-Year Comparison
 Floyd County Board of Education
 Selected Facilities -- 7/2020 to 6/2023
 Prestonsburg High School**



Period	Refuse Use (Tons)
2021	1,915
2022	1,918
2023	1,758

**Year-Over-Year Comparison
 Floyd County Board of Education
 Selected Facilities -- 7/2020 to 6/2023
 Prestonsburg High School**



Period	Refuse Cost
2021	\$9,036
2022	\$9,052
2023	\$8,370