



FLOYD COUNTY BOARD OF EDUCATION
Anna Whitaker Shepherd, Superintendent
442 KY RT 550
Eastern, KY 41622
Telephone (606) 886-2354 Fax (606) 886-4550
www.floyd.kyschools.us

Linda C. Gearheart, Board Chair - District 1
William Newsome, Jr., Vice-Chair - District 3
Dr. Chandra Varia, Member - District 2
Keith Smallwood, Member - District 4
Steve Stone, Member - District 5

Consent Agenda Item (Action Item): Receive Utility Report for Prestonsburg Elementary.

Applicable State or Regulations: N/A

Fiscal/Budgetary Impact:

2021/2022 SY (July 21-June 22) \$69,153

2022/2023 SY (July 22-June 23) \$75,031

History/Background:

June 2023

Board received utility report for Stumbo Elementary.

Recommended Action: To accept report as presented.

Contact Person(s):

Linda Hackworth
606-874-9569

NA

Principal

Linda Hackworth
Director

Anna W. Shepherd
Superintendent

Date: July 11, 2023



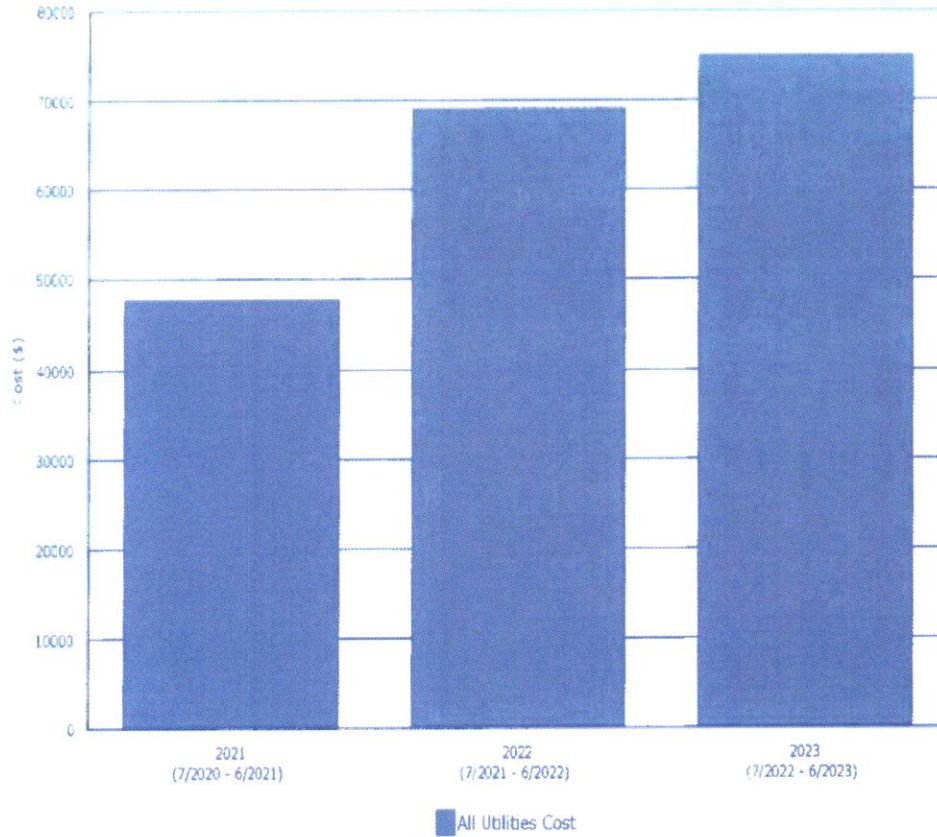
Utility Report July 24, 2023

Prestonsburg Elementary 2021/2022 / 2022/2023 School Years



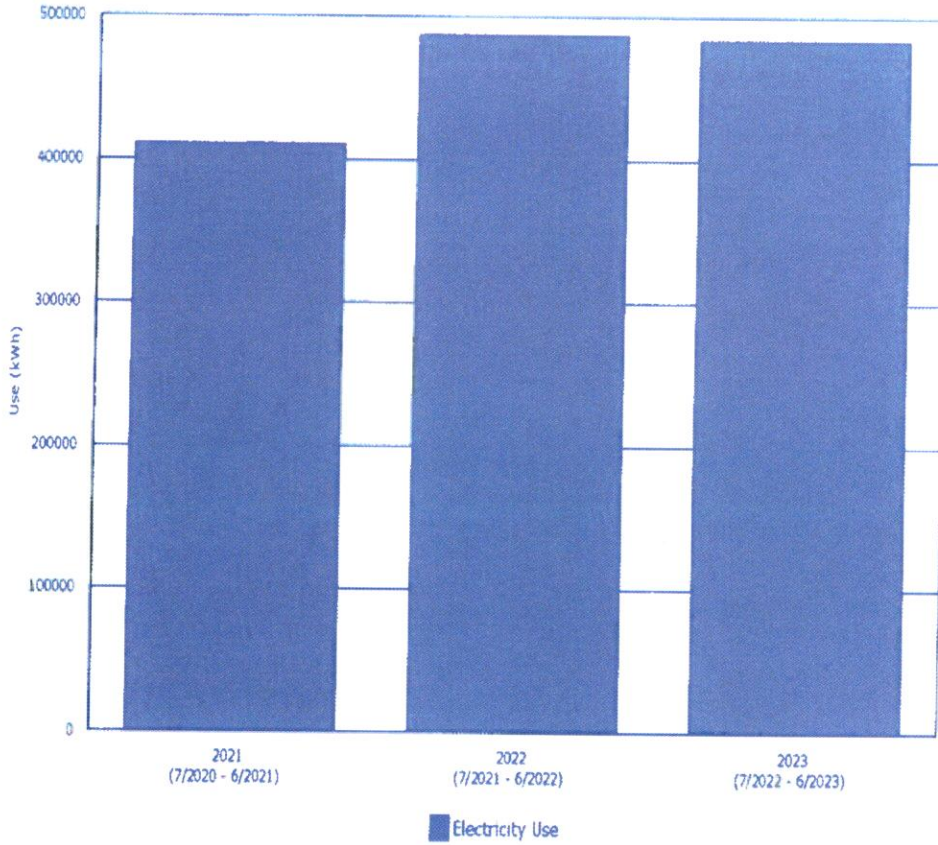
The Floyd County Board of Education does not discriminate on the basis of race, color, national origin, age, religion, marital status, sex, or disability in employment, educational programs, or activities as set forth in Title IX & VI, and in Section 504.

**Year-Over-Year Comparison
 Floyd County Board of Education
 Prestonsburg Elementary -- 7/2020 to 6/2023**



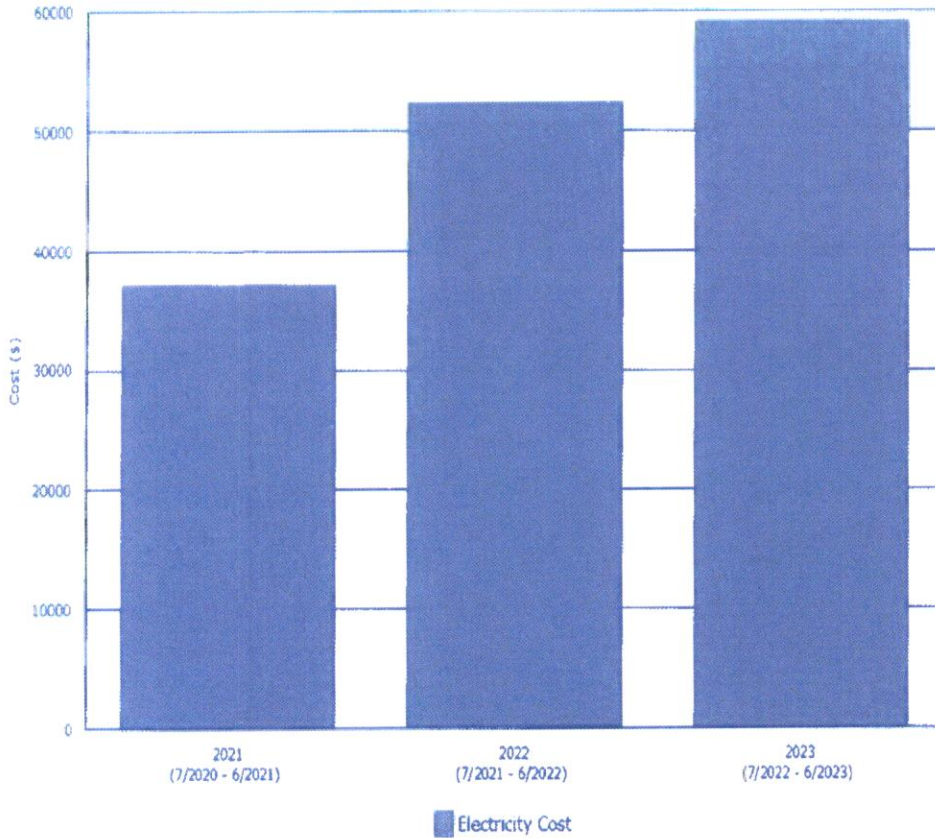
Period	All Utilities Cost
2021	\$47,922
2022	\$69,153
2023	\$75,031

**Year-Over-Year Comparison
 Floyd County Board of Education
 Prestonsburg Elementary -- 7/2020 to 6/2023**



Period	Electricity Use (kWh)
2021	410,720
2022	487,045
2023	484,555

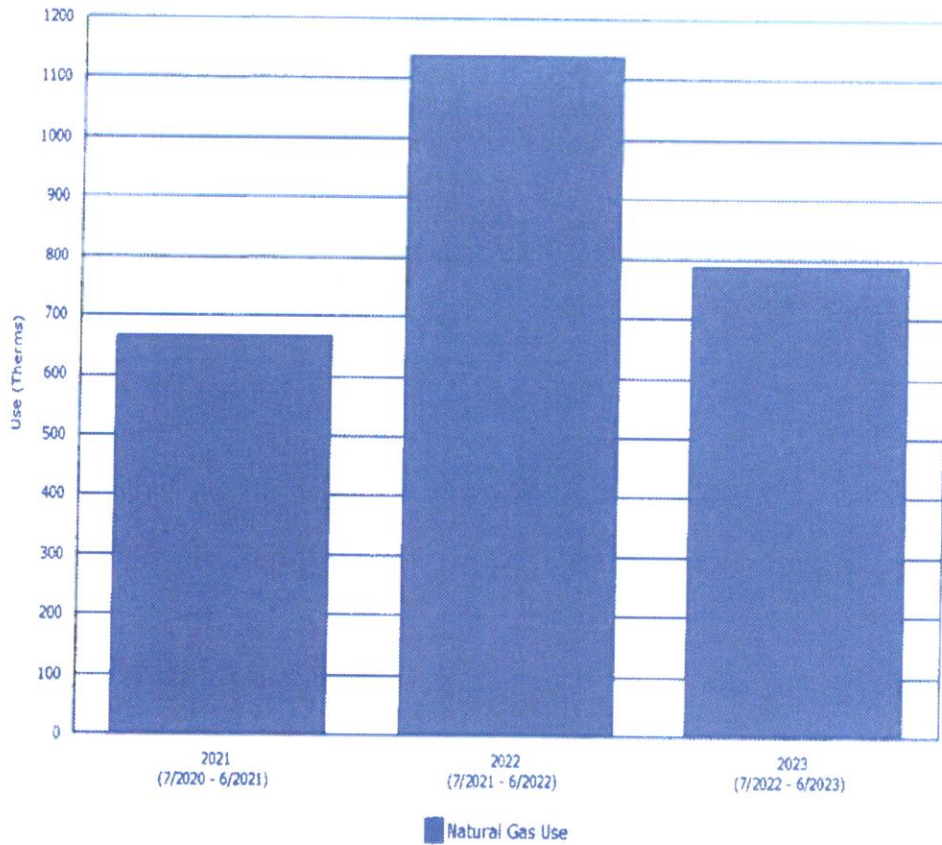
**Year-Over-Year Comparison
 Floyd County Board of Education
 Prestonsburg Elementary -- 7/2020 to 6/2023**



Period	Electricity Cost
2021	\$37,155
2022	\$52,440
2023	\$59,124

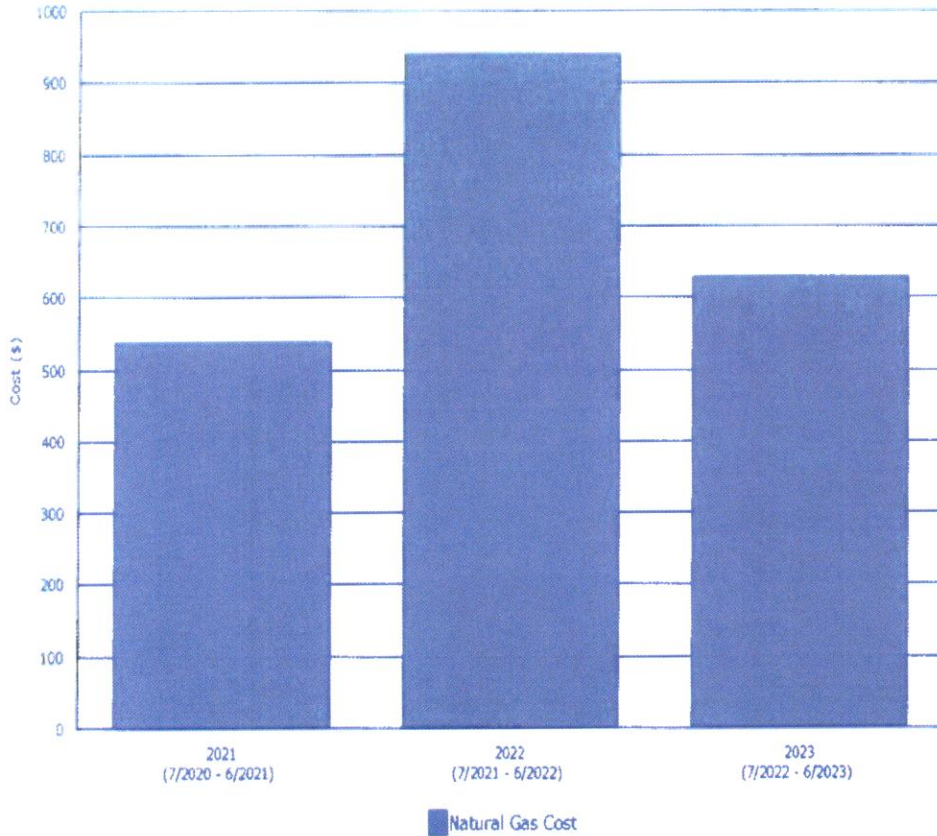
Period	Electricity \$/kWh
2021	\$0.0905
2022	\$0.1077
2023	\$0.1220

**Year-Over-Year Comparison
 Floyd County Board of Education
 Prestonsburg Elementary -- 7/2020 to 6/2023**



Period	Natural Gas Use (Therms)
2021	667
2022	1,138
2023	788

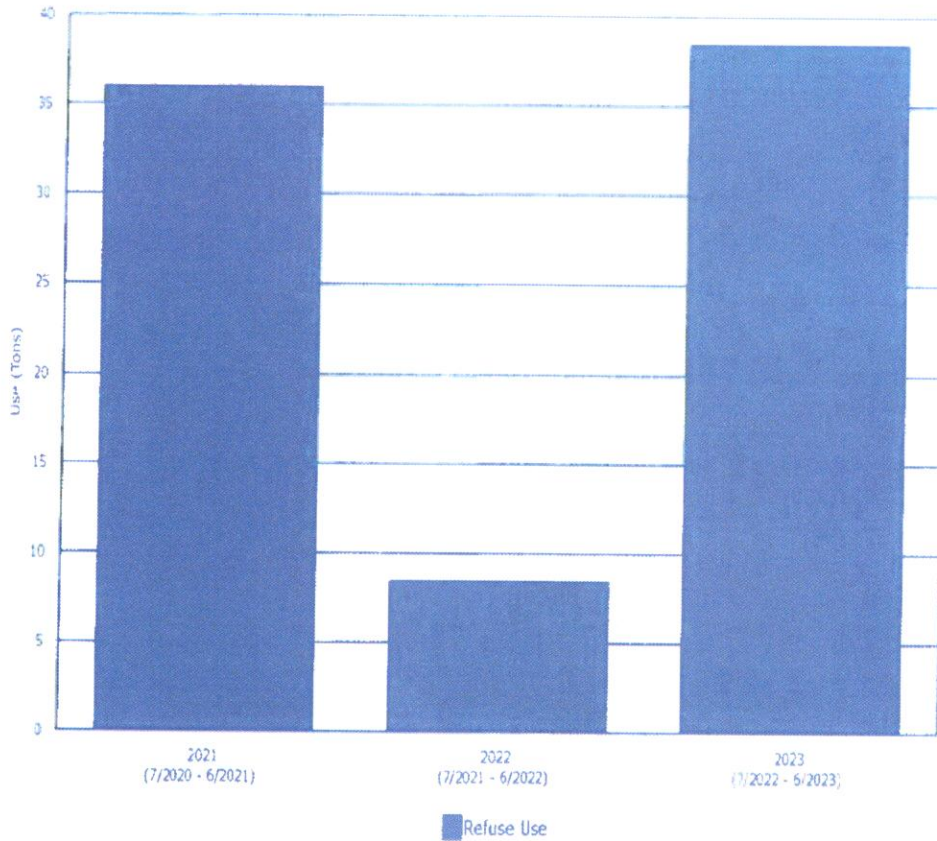
**Year-Over-Year Comparison
 Floyd County Board of Education
 Prestonsburg Elementary -- 7/2020 to 6/2023**



Period	Natural Gas Cost
2021	\$539
2022	\$940
2023	\$629

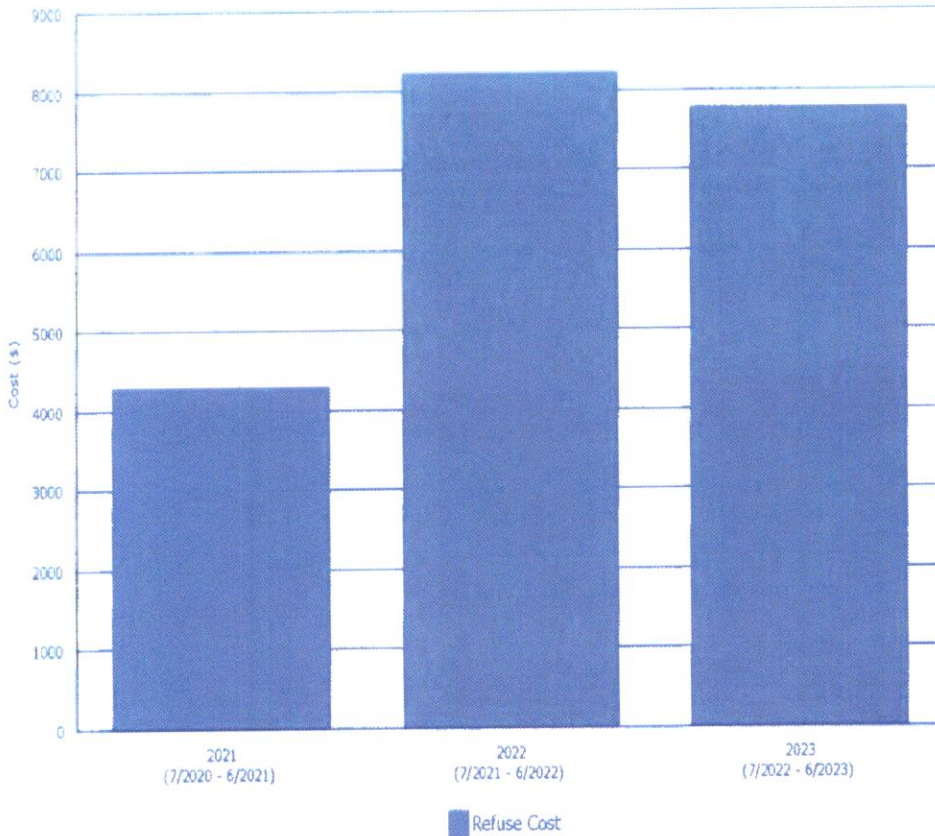
Period	Natural Gas \$/Therm
2021	\$0.8093
2022	\$0.8259
2023	\$0.7986

**Year-Over-Year Comparison
 Floyd County Board of Education
 Prestonsburg Elementary -- 7/2020 to 6/2023**



Period	Refuse Use (Tons)
2021	36
2022	8
2023	39

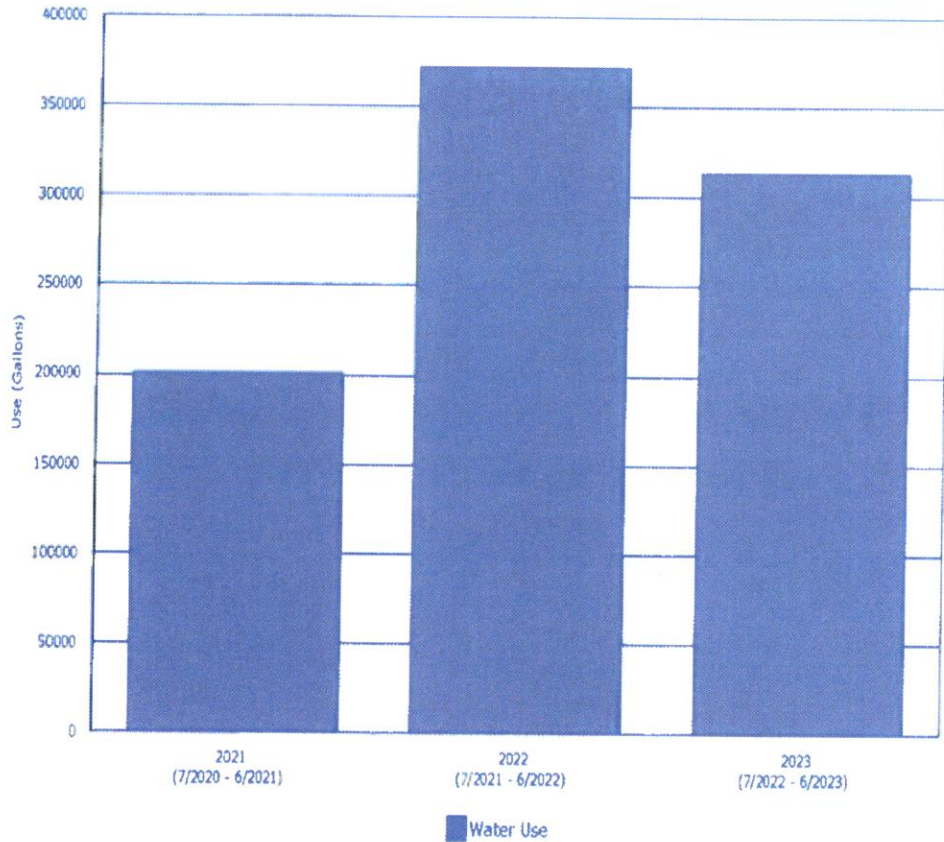
**Year-Over-Year Comparison
 Floyd County Board of Education
 Prestonsburg Elementary -- 7/2020 to 6/2023**



Period	Refuse Cost
2021	\$4,291
2022	\$8,219
2023	\$7,781

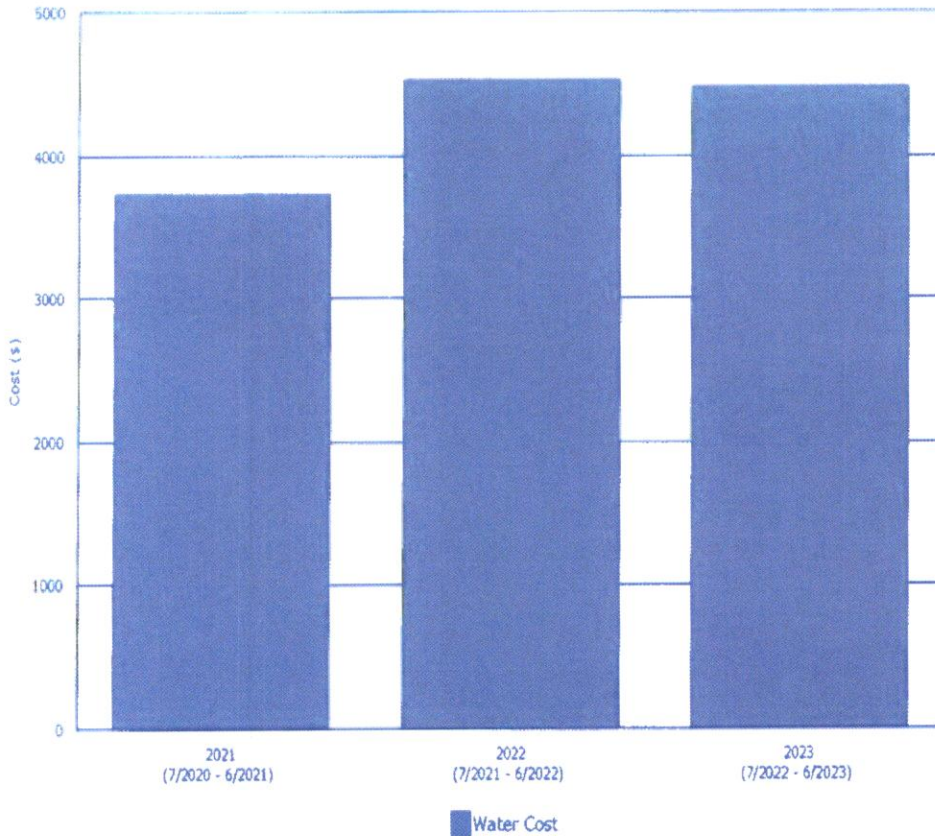
Period	Refuse \$/Ton
2021	\$119.1872
2022	\$967.8184
2023	\$202.0513

**Year-Over-Year Comparison
 Floyd County Board of Education
 Prestonsburg Elementary -- 7/2020 to 6/2023**



Period	Water Use (Gallons)
2021	201,038
2022	372,400
2023	314,000

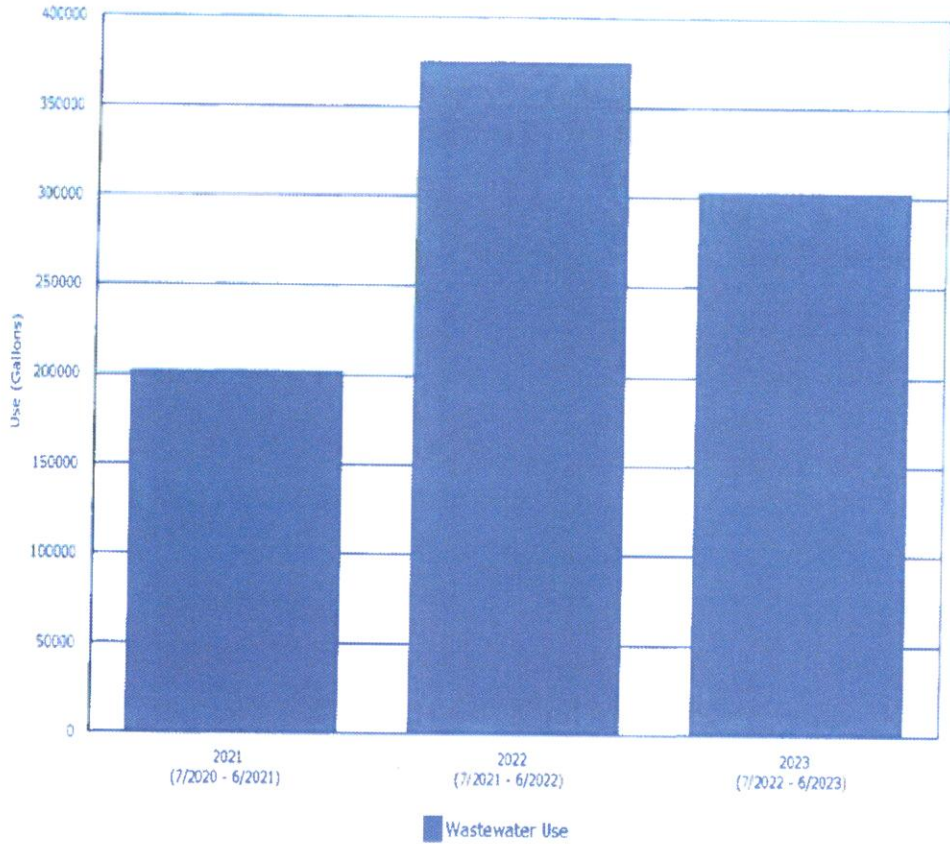
**Year-Over-Year Comparison
 Floyd County Board of Education
 Prestonsburg Elementary -- 7/2020 to 6/2023**



Period	Water Cost
2021	\$3,737
2022	\$4,535
2023	\$4,479

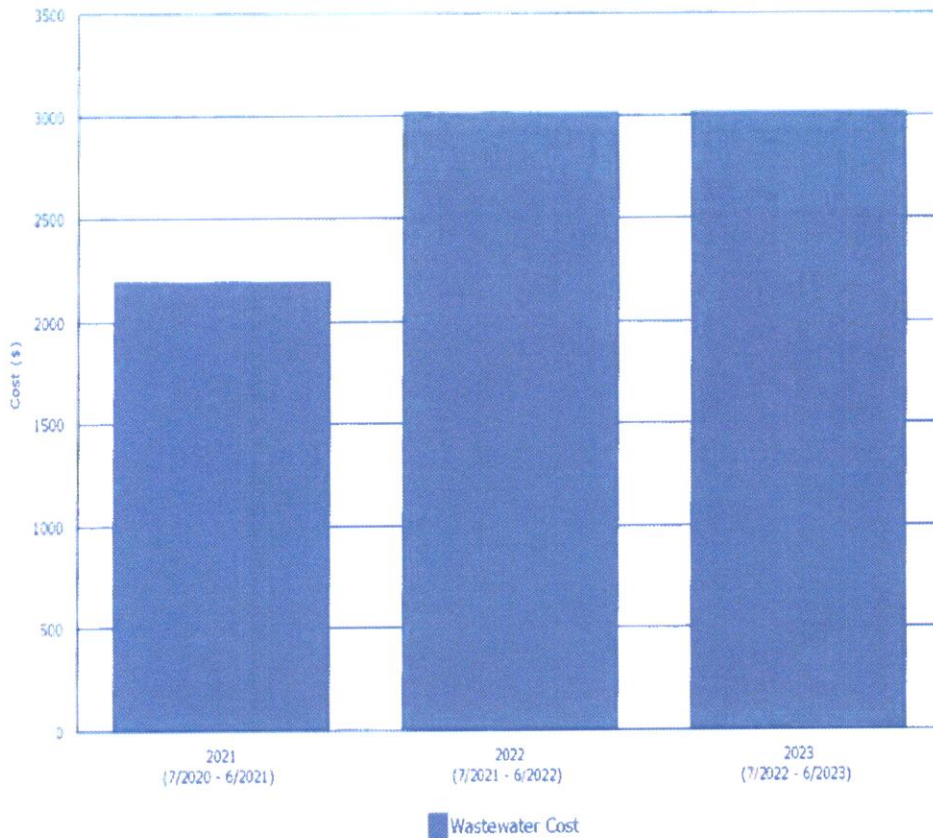
Period	Water \$/Gallon
2021	\$0.0186
2022	\$0.0122
2023	\$0.0143

**Year-Over-Year Comparison
 Floyd County Board of Education
 Prestonsburg Elementary -- 7/2020 to 6/2023**



Period	Wastewater Use (Gallons)
2021	201,765
2022	375,572
2023	302,800

**Year-Over-Year Comparison
 Floyd County Board of Education
 Prestonsburg Elementary -- 7/2020 to 6/2023**



Period	Wastewater Cost
2021	\$2,201
2022	\$3,019
2023	\$2,976

Period	Wastewater \$/Gallon
2021	\$0.0109
2022	\$0.0080
2023	\$0.0100