

# RUSSELLVILLE INDEPENDENT SCHOOL DISTRICT

## COMBINED BALANCE SHEET

May 31, 2023

	General Fund	Special Revenue Fund	District Activity Fund	Capital Outlay Fund	Building Fund	Construction Fund	Debt Service Fund	Food Service Fund	Community Education Fund	Trust Fund	Total
<b>ASSETS</b>											
Cash	5,718,978.53	(26,532.81)	10,716.01	49,484.00	(272,086.00)	272,485.83		560,813.32	2,225.10	19,553.33	6,335,637.31
Petty Cash								-			0.00
Investments								-		457,845.02	457,845.02
Receivables	50,000.00							70,003.64			120,003.64
Inventories								11,408.45			11,408.45
Deferred Outflows								206,315.00			206,315.00
<b>Total assets</b>	<b>5,768,978.53</b>	<b>(26,532.81)</b>	<b>10,716.01</b>	<b>49,484.00</b>	<b>(272,086.00)</b>	<b>272,485.83</b>	<b>0.00</b>	<b>848,540.41</b>	<b>2,225.10</b>	<b>477,398.35</b>	<b>7,131,209.42</b>
<b>LIABILITIES &amp; FUND BALANCE</b>											
Accounts payable	108,308.62	69,685.44							9.56		178,003.62
Unfunded OPEB & Pension Liability								722,009.00			722,009.00
Deferred Inflow								95,582.00			95,582.00
Accrued Annual Req Contribution								129,575.00			129,575.00
Benefits payable	1,402.68										1,402.68
Sick leave & other payables	109,691.51										109,691.51
<b>Total current liabilities</b>	<b>219,402.81</b>	<b>69,685.44</b>	<b>0.00</b>	<b>0.00</b>	<b>0.00</b>	<b>0.00</b>	<b>0.00</b>	<b>947,166.00</b>	<b>9.56</b>	<b>0.00</b>	<b>1,236,263.81</b>
Revenues - year to date	8,476,862.42	3,963,366.93	3,956.00	94,845.00	649,648.00	322,748.98	665,429.81	973,449.16	5,405.00	734.54	15,156,445.84
Expenditures - year to date	(7,421,445.21)	(4,102,201.05)	(2,112.17)	(66,444.79)	(921,734.00)	(157,492.21)	(665,429.81)	(768,147.71)	(5,045.40)	(18,000.00)	(14,128,052.35)
Pension and OPEB Liability								(740,851.00)			(740,851.00)
Reserve for Scholarship Corpus										15,000.00	15,000.00
Committed Fund Balance	1,660,000.00										1,660,000.00
Reserved for BG1											0.00
Reserve for encumbrances											0.00
Reserved for SFCC escrow											0.00
Unreserved fund balance-beginning	2,834,158.51	42,615.87	8,872.18	21,083.79	0.00	107,229.06	0.00	436,923.96	1,855.94	479,663.81	3,932,403.12
<b>Total unreserved fund balance</b>	<b>5,549,575.72</b>	<b>(96,218.25)</b>	<b>10,716.01</b>	<b>49,484.00</b>	<b>(272,086.00)</b>	<b>272,485.83</b>	<b>0.00</b>	<b>(98,625.59)</b>	<b>2,215.54</b>	<b>477,398.35</b>	<b>5,894,945.61</b>
<b>Total liabilities &amp; fund balance</b>	<b>5,768,978.53</b>	<b>(26,532.81)</b>	<b>10,716.01</b>	<b>49,484.00</b>	<b>(272,086.00)</b>	<b>272,485.83</b>	<b>0.00</b>	<b>848,540.41</b>	<b>2,225.10</b>	<b>477,398.35</b>	<b>7,131,209.42</b>

# RUSSELLVILLE INDEPENDENT SCHOOL DISTRICT

## COMBINED STATEMENT OF REVENUES AND EXPENDITURES AND CHANGES IN FUND BALANCE

5/31/2023

% OF YEAR COMPLETE      91.67%  
May 31, 2023

	GENERAL FUND					SPECIAL REVENUE FUNDS		
	Budget	Year to Date	Prior Year	Change	%	Budget	Year to Date	%
					Of Budget			Of Budget
<b>REVENUES</b>								
Unreserved Fund Balance	5,718,979							
	2,834,158.51	2,834,158.51	2,349,808.35	484,350.16	100.00%	42,615.87	42,615.87	100.00%
Local revenues	3,123,000.00	3,427,009.84	3,022,425.88	404,583.96	109.73%	27,700.00	53,840.71	194.37%
State revenues	4,991,143.00	4,673,584.31	4,480,993.92	192,590.39	93.64%	589,215.00	566,011.74	96.06%
Federal revenues	35,000.00	51,615.65	28,227.83	23,387.82	147.47%	1,170,976.00	3,324,462.52	283.91%
Interfund transfers	84,721.00	324,652.62	215,614.78	109,037.84	383.20%	36,720.00	19,051.96	51.88%
Total revenues	8,233,864.00	8,476,862.42	7,747,262.41	729,600.01	102.95%	1,824,611.00	3,963,366.93	217.22%
<b>EXPENDITURES</b>								
Instruction	4,483,163.91	3,598,583.28	3,423,531.00	175,052.28	80.27%	1,019,201.81	2,084,207.45	204.49%
Student supp. services	275,820.00	247,457.73	357,740.46	(110,282.73)	89.72%	166,067.06	372,054.32	224.04%
Instructional staff supp.	219,731.28	184,621.83	178,952.58	5,669.25	84.02%	433,497.00	844,621.72	194.84%
District admin. support	382,117.22	390,223.33	346,818.05	43,405.28	102.12%	0.00		0.00%
School admin. support	715,391.00	609,393.30	672,148.78	(62,755.48)	85.18%			0.00%
Business supp. service	304,260.00	288,890.53	312,385.02	(23,494.49)	94.95%			0.00%
Plant operation	1,458,930.72	1,569,221.76	1,186,920.76	382,301.00	107.56%	16,000.00	34,436.00	215.23%
Student transportation	494,010.00	465,125.49	385,949.44	79,176.05	94.15%	14,000.00	224,647.09	1604.62%
Food service operation				-	0.00%			0.00%
Community services				-	0.00%	197,740.00	318,332.46	160.99%
Acquisition / renovation				-	0.00%			0.00%
Debt service				-	0.00%			0.00%
Fund transfers	97,596.00	67,927.96	19,052.00	48,875.96	69.60%	20,721.00	223,902.01	1080.56%
Total expenditures	8,431,020.13	7,421,445.21	6,883,498.09	537,947.12	88.03%	1,867,226.87	4,102,201.05	219.69%
Increase(decrease) in fund balance	(197,156.13)	1,055,417.21	863,764.32	191,652.89		(42,615.87)	(138,834.12)	
Unreserved Fund Balance	2,637,002.38	3,889,575.72	3,213,572.67	676,003.05		0.00	(96,218.25)	
Committed Fund Balance	1,660,000.00	1,660,000.00	1,660,000.00	-				
Restricted for Construction	0.00	0.00	0.00	-				
Total Fund Balance	4,297,002.38	5,549,575.72	4,873,572.67	676,003.05				

# RUSSELLVILLE INDEPENDENT SCHOOL DISTRICT

## COMBINED STATEMENT OF REVENUES AND EXPENDITURES AND CHANGES IN FUND BALANCE

% OF YEAR COMPLETE      91.67%  
May 31, 2023

### DISTRICT ACTIVITY FUNDS

	Budget	Year to Date	% Of Budget
<b>REVENUES</b>			
Beginning fund bal.	8,872.18	8,872.18	
Local revenues			0.00%
State revenues			0.00%
Federal revenues			0.00%
Interfund transfers		3,956.00	0.00%
Total revenues	0.00	3,956.00	0.00%
<b>EXPENDITURES</b>			
Instruction		2,112.17	0.00%
Student supp. services			0.00%
Instructional staff supp.			0.00%
District admin. support			0.00%
School admin. support			0.00%
Business supp. service			0.00%
Plant operation			0.00%
Student transportation			0.00%
Central office support			0.00%
Food service operation			0.00%
Community services			0.00%
Building renovations			0.00%
Debt service			0.00%
Fund transfers			0.00%
Total expenditures	0.00	2,112.17	0.00%
Increase(decrease) in fund balance	0.00	1,843.83	
Ending fund balance	8,872.18	10,716.01	

# RUSSELLVILLE INDEPENDENT SCHOOL DISTRICT

## COMBINED STATEMENT OF REVENUES AND EXPENDITURES AND CHANGES IN FUND BALANCE

% OF YEAR COMPLETE      91.67%

May 31, 2023

	CAPITAL OUTLAY FUND			BUILDING FUND		
	Budget	Year to Date	% Of Budget	Budget	Year to Date	% Of Budget
<b>REVENUES</b>						
Beginning fund bal.	21,083.79	21,083.79		0.00	0.00	
Local revenues			0.00%	356,279.00	356,280.00	100.00%
State revenues	90,722.00	94,845.00	104.54%	565,455.00	293,368.00	51.88%
Federal revenues			0.00%			0.00%
Interfund transfers			0.00%			0.00%
Total revenues	90,722.00	94,845.00	104.54%	921,734.00	649,648.00	70.48%
<b>EXPENDITURES</b>						
Instruction			0.00%			0.00%
Student supp. services			0.00%			0.00%
Instructional staff supp.			0.00%			0.00%
District admin. support			0.00%			0.00%
School admin. support			0.00%			0.00%
Business supp. service			0.00%			0.00%
Plant operation			0.00%			0.00%
Student transportation			0.00%			0.00%
Central office support			0.00%			0.00%
Food service operation			0.00%			0.00%
Community services			0.00%			0.00%
Building renovations			0.00%			0.00%
Debt service			0.00%			0.00%
Fund transfers		66,444.79	0.00%	665,429.82	921,734.00	138.52%
Total expenditures	0.00	66,444.79	0.00%	665,429.82	921,734.00	138.52%
Increase(decrease) in fund balance	90,722.00	28,400.21		256,304.18	(272,086.00)	
SFCC escrow		0.00			0.00	
Ending fund balance	111,805.79	49,484.00		256,304.18	(272,086.00)	

# RUSSELLVILLE INDEPENDENT SCHOOL DISTRICT

COMBINED STATEMENT OF REVENUES AND EXPENDITURES AND CHANGES IN FUND BALANCE  
 % OF YEAR COMPLETE 91.67%  
 May 31, 2023

	CONSTRUCTION FUND			DEBT SERVICE FUND		
	Budget	Year to Date	% Of Budget	Budget	Year to Date	% Of Budget
<b>REVENUES</b>						
Beginning fund bal.	107,229.06	107,229.06		0.00	0.00	
Local revenues			0.00%			0.00%
State revenues			0.00%	209,472.68	0.00	0.00%
Federal revenues			0.00%			0.00%
Bond proceeds			0.00%			0.00%
Interfund transfers	75,600.00	322,748.98	426.92%	665,429.82	665,429.81	100.00%
Total receipts	75,600.00	322,748.98	426.92%	874,902.50	665,429.81	76.06%
<b>EXPENDITURES</b>						
Instruction			0.00%			0.00%
Student supp. services			0.00%			0.00%
Instructional staff supp.			0.00%			0.00%
District admin. support			0.00%			0.00%
School admin. support			0.00%			0.00%
Business supp. service			0.00%			0.00%
Plant operation			0.00%			0.00%
Student transportation			0.00%			0.00%
Central office support			0.00%			0.00%
Food service operation			0.00%			0.00%
Community services			0.00%			0.00%
Building/Site improvements	75,600.00	157,492.21	208.32%			0.00%
Debt service			0.00%	874,902.50	665,429.81	76.06%
Fund transfers			0.00%			0.00%
Total expenditures	75,600.00	157,492.21	208.32%	874,902.50	665,429.81	76.06%
Increase(decrease) in fund balance	0.00	165,256.77		0.00	0.00	
Ending fund balance	107,229.06	272,485.83		0.00	0.00	

# RUSSELLVILLE INDEPENDENT SCHOOL DISTRICT

## COMBINED STATEMENT OF REVENUES AND EXPENDITURES AND CHANGES IN FUND BALANCE

% OF YEAR COMPLETE      91.67%

May 31, 2023

### FOOD SERVICE

	Budget	Year to Date	%
<b>REVENUES</b>			Of Budget
Beginning fund bal.	436,923.96	436,923.96	
Local revenues	15,500.00	30,784.23	198.61%
State revenues	6,600.00	6,868.50	104.07%
Federal revenues	843,000.00	935,796.43	111.01%
Interfund transfers			0.00%
Total receipts	<u>865,100.00</u>	<u>973,449.16</u>	<u>112.52%</u>
<b>EXPENDITURES</b>			
Instruction			0.00%
Student supp. services			0.00%
Instructional staff supp.			0.00%
District admin. support			0.00%
School admin. support			0.00%
Business supp. service			0.00%
Plant operation			0.00%
Student transportation			0.00%
Central office support			0.00%
Food service operation	812,625.00	716,273.10	88.14%
Day care operation			0.00%
Community services			0.00%
Building improvements			0.00%
Debt service			0.00%
Fund transfers	64,000.00	51,874.61	81.05%
Total expenditures	<u>876,625.00</u>	<u>768,147.71</u>	<u>87.63%</u>
Increase(decrease) in fund balance	(11,525.00)	205,301.45	
Pension & OPEB liability	<u>0.00</u>	<u>(740,851.00)</u>	
Ending fund balance	<u><u>425,398.96</u></u>	<u><u>(98,625.59)</u></u>	

# RUSSELLVILLE INDEPENDENT SCHOOL DISTRICT

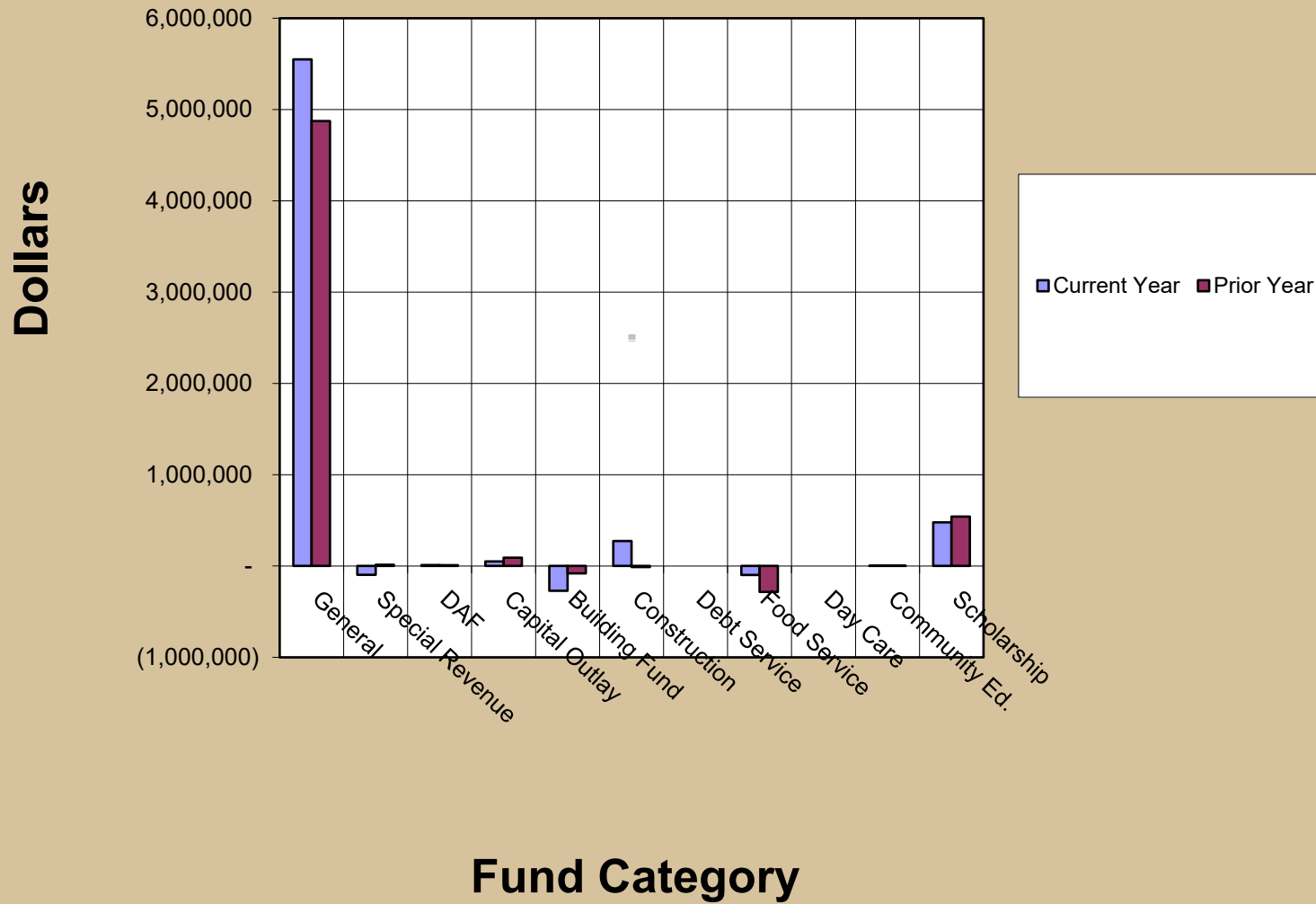
## COMBINED STATEMENT OF REVENUES AND EXPENDITURES AND CHANGES IN FUND BALANCE

% OF YEAR COMPLETE 91.67%

May 31, 2023

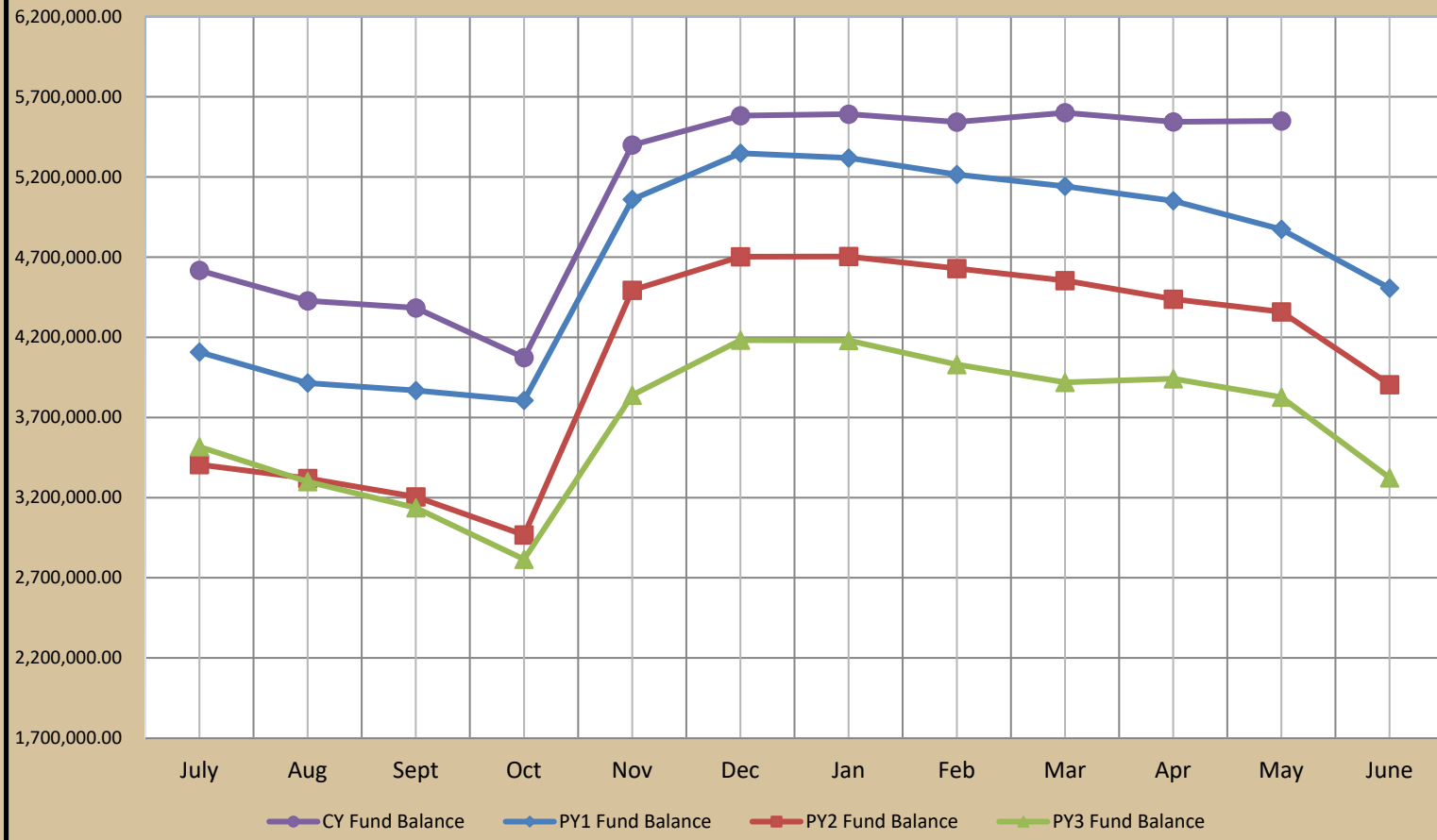
	COMMUNITY EDUCATION - ENTERPRISE FUND			TRUST FUNDS		
	Budget	Year to Date	% Of Budget	Budget	Year to Date	% Of Budget
<b>REVENUES</b>						
Beginning fund bal.	1,855.94	1,855.94		479,663.81	479,663.81	
Local revenues	1,700.00	5,405.00	317.94%	25,200.00	734.54	2.91%
State revenues			0.00%			0.00%
Federal revenues			0.00%			0.00%
Interfund transfers			0.00%			0.00%
Total revenues	1,700.00	5,405.00	317.94%	25,200.00	734.54	2.91%
<b>EXPENDITURES</b>						
Instruction			0.00%			0.00%
Student supp. services			0.00%			0.00%
Instructional staff supp.			0.00%			0.00%
District admin. support			0.00%			0.00%
School admin. support			0.00%			0.00%
Business supp. service			0.00%			0.00%
Plant operation			0.00%			0.00%
Student transportation			0.00%			0.00%
Central office support			0.00%			0.00%
Food service operation			0.00%			0.00%
Community services	1,500.00	5,045.40	336.36%	38,640.00	18,000.00	46.58%
Building renovations			0.00%			0.00%
Debt service			0.00%			0.00%
Fund transfers			0.00%			0.00%
Total expenditures	1,500.00	5,045.40	336.36%	38,640.00	18,000.00	46.58%
Increase(decrease) in fund balance	200.00	359.60		(13,440.00)	(17,265.46)	
Ending fund balance	2,055.94	2,215.54		466,223.81	462,398.35	

# Fund Balances

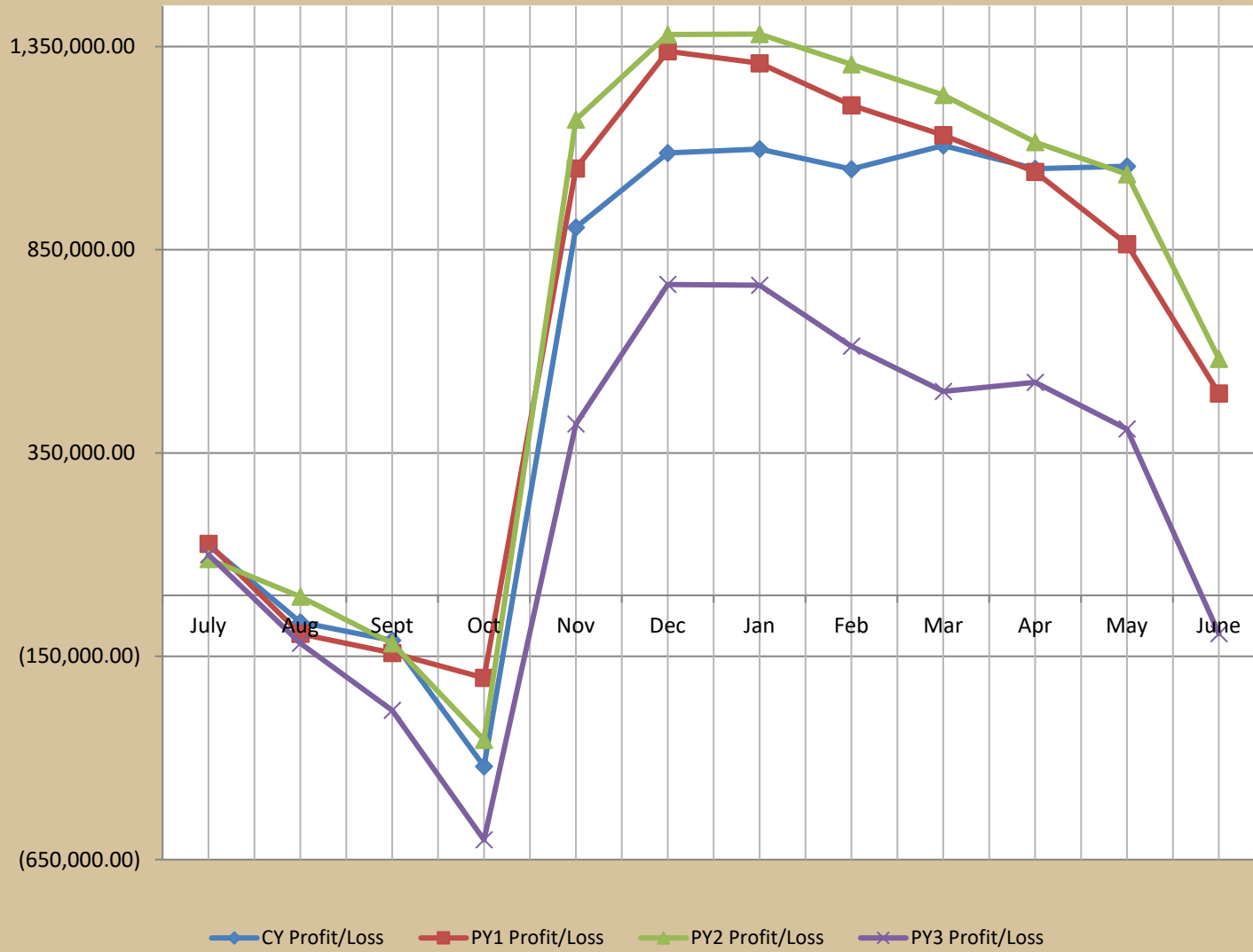




# History of General Fund (Fund Balance)



# Chart of Net Income/Loss





**RUSSELLVILLE INDEPENDENT SCHOOLS**  
**RUSSELLVILLE HIGH SCHOOL**  
**PROFIT (LOSS) REPORT**

Revenue	Jul-23	% of Use	Aug-23	% of Use	SEPT 22/23	% of Use	Oct-23	% of Use	Nov-23	% of Use	Dec-23	% of Use	Jan-23	% of Use	Feb-23	% of Use	Mar-23	% of Use	Apr-23	% of Use	May-23	% of Use	Jun-23	% of Use	Total
Student Lunch	-	0%	-	0%	-	0%	-	0%	-	0%	-	0%	-	0%	-	0%	-	0%	-	0%	-	0%	-	0%	-
Student Breakfast	-	0%	-	0%	-	0%	-	0%	-	0%	-	0%	-	0%	-	0%	-	0%	-	0%	-	0%	-	0%	-
Ala Carte / Adult Meals	-	0%	154.20	0%	333.50	1%	404.75	1%	268.80	1%	517.20	1%	712.05	2%	904.90	2%	562.30	1%	546.80	1%	1,948.90	5%	-	0%	6,353.40
Commodities	-	0%	-	0%	1,004.58	2%	741.16	2%	260.65	1%	946.09	3%	1,438.52	3%	513.90	1%	1,776.25	3%	1,856.99	5%	2,100.05	5%	-	0%	10,638.19
Federal Reimbursement	-	0%	37,994.78	99%	55,395.73	97%	39,512.71	96%	44,857.68	98%	34,392.62	94%	42,392.54	94%	43,569.20	95%	51,770.12	94%	35,497.17	91%	31,590.55	78%	-	0%	416,973.10
Other	223.35	100%	348.16	1%	307.15	1%	469.33	1%	453.47	1%	612.45	2%	777.20	2%	723.90	2%	920.81	2%	920.11	2%	4,626.22	11%	-	0%	10,382.15
<b>Total Revenue</b>	<b>223.35</b>		<b>38,497.14</b>		<b>57,040.96</b>		<b>41,127.95</b>		<b>45,840.60</b>		<b>36,468.36</b>		<b>45,320.31</b>		<b>45,711.90</b>		<b>55,029.48</b>		<b>38,821.07</b>		<b>40,265.72</b>		<b>-</b>		<b>444,346.84</b>
<b>Expenditures</b>																									
Consumed Food	-	0%	12,579.55	46%	24,326.91	61%	11,834.33	34%	19,409.51	58%	15,172.43	51%	15,160.97	48%	18,182.16	53%	20,363.27	54%	15,383.64	51%	14,514.87	48%	-	0%	166,927.64
Supplies etc	-	0%	1,907.87	7%	3,058.15	8%	10,114.66	29%	863.32	3%	1,086.45	4%	2,346.49	7%	950.80	3%	2,633.95	7%	1,557.84	5%	322.73	1%	-	0%	24,842.26
Wages	-	0%	9,284.62	34%	9,187.13	23%	9,274.37	27%	9,366.87	28%	9,931.37	33%	10,448.62	33%	9,412.87	27%	9,489.62	25%	9,151.50	30%	9,467.76	31%	-	0%	95,014.73
Benefits	-	0%	3,293.98	12%	3,169.66	8%	3,137.16	9%	3,249.51	10%	3,330.99	11%	3,722.74	12%	5,073.05	15%	3,329.87	9%	3,183.12	11%	3,301.71	11%	-	0%	34,791.79
Equipment	-	0%	-	0%	-	0%	-	0%	-	0%	-	0%	-	0%	-	0%	-	0%	-	0%	-	0%	-	0%	-
Maint./Travel/Utilities	135.50	100%	314.75	1%	407.50	1%	-	0%	806.85	2%	278.51	1%	170.52	1%	897.10	3%	1,637.50	4%	800.00	3%	2,767.59	9%	-	0%	8,215.82
<b>Total Expenditures</b>	<b>135.50</b>		<b>27,380.77</b>		<b>40,149.35</b>		<b>34,360.52</b>		<b>33,696.06</b>		<b>29,799.75</b>		<b>31,849.34</b>		<b>34,515.98</b>		<b>37,454.21</b>		<b>30,076.10</b>		<b>30,374.66</b>		<b>-</b>		<b>\$ 329,792.24</b>
School Profit (loss)	87.85		11,116.37		16,891.61		6,767.43		12,144.54		6,668.61		13,470.97		11,195.92		17,575.27		8,744.97		9,891.06		-		114,554.60
Cental Office Overhead	2,292.14		4,536.55		4,619.24		4,590.12		4,444.02		4,494.16		4,567.26		4,446.52		4,429.86		4,454.74		4,455.82		-		\$ 47,330.43
Food Service Profit (loss)	(2,204.29)		6,579.82		12,272.37		2,177.31		7,700.52		2,174.45		8,903.71		6,749.40		13,145.41		4,290.23		5,435.24		-		67,224.17
Meals Per Labor Hour:	0		-		-		-		0.0		0		0		0		0		0		0				
Participation-Lunch	0		0		0		-		0		0		0		0		0		0		0				
Avg Daily Attendance	0		0	85%	0	85%	0	86%	-	84%	-	85%	0	80%	0	80%	0	43%		78%		80%			
Avg Daily Participation	0		0	44%	0	51%	-	51%	-	52%	-	50%	0	48%	0	49%	0	27%		42%		40%			
Avg. Daily Participation-Bfast	0		0		0		-		-		-		0		0		0		0		0				
Inventory	\$ -		\$ -		\$ -		\$ -		\$ -		\$ -		\$ -		\$ -		\$ 0.00						\$ -		

PAID WARRANT REPORT

DATE: 06/15/2023    WARRANT: 062023    AMOUNT: \$ 309,385.72

To Mark Coursey, Treasurer: At the regular monthly meeting of the Russellville Independent Board of Education the following claims and bills were approved and ordered to be paid by the Treasurer. The Chairperson and Secretary must sign this order on the indicated lines.

Chairperson and Secretary

Board Chairperson \_\_\_\_\_

Board Secretary \_\_\_\_\_

# RUSSELLVILLE INDEPENDENT SCHOOL SYSTEM



## PREPAID INVOICE LIST

WARRANT: 062023 06/15/2023

VENDOR	VENDOR NAME	R	DOCUMENT	PO	TYPE	DUE DATE	AMOUNT	VOUCHER	CHECK	COMMENT
CASH ACCOUNT: 10			6101			CASH IN BANK				
5474	GORDON FOOD SER	00000	51771		DD	05/18/2023	188.38			13209 SES FOOD PICKUP 5/10/2023
141	ELECTRIC PLANT	00000	51773		DD	05/19/2023	1,511.12			13210 ELECTRICITY STMT
5435	ATMOS	00000	51793		DD	05/24/2023	347.96			13211 NAT GAS STMT
141	ELECTRIC PLANT	00000	51823		DD	05/26/2023	31.48			13212 ELECTRICITY STMT
141	ELECTRIC PLANT	00000	51824		DD	05/26/2023	4,795.74			13213 ELECTRICITY STMT
5435	ATMOS	00000	51825		DD	05/30/2023	144.24			13214 NAT GAS STMT
141	ELECTRIC PLANT	00000	51869		DD	06/01/2023	1,100.00			13215 FIBER LEASE
6357	KY STATE TREASU	00000	51884		DD	05/31/2023	21,736.25			13216 HEALTH INS REIMB
141	ELECTRIC PLANT	00000	51897		DD	06/05/2023	10,794.72			13217 ELECTRICITY STMT
5435	ATMOS	00000	51980		DD	06/12/2023	666.42			13219 NAT GAS STMT
5374	HOBART CORPORAT	00000	51772	31415	INV	05/18/2023	2,670.61			51112 RHS DISHWASHER REPAIR
7812	ALPHA MECHANICA	00000	51774		INV	05/23/2023	3,497.50			51113 PREVENTATIVE MAINT. AGREE
8000	ARNOLD, MAX & S	00000	51785		INV	05/23/2023	3,263.56			51114 MONTHLY DIESEL MAINT. & BU
5898	AUBURN LUMBER,	00000	51775	31040	INV	05/23/2023	23.94			51115 RULE TAPE, DRYWALL SCREWS
8479	CHRISTINA DOWLE	00000	51794		INV	05/24/2023	73.96			51116 GRREC MEETING TRAVEL
8178	FOWLER BELL PLL	00000	51776	31406	INV	05/23/2023	1,400.00			51117 2023-2024 IDEA, 504 & FERP
167	GRREC	00000	51790	31258	INV	05/23/2023	100.00			51118 28TH ANNUAL SCHOOL LAW INS
8303	HARTMAN	00000	51782		INV	05/23/2023	192.12			51119 REIMB IN DISTRICT MILEAGE
8089	IHN CONTRACTING	00000	51780	31290	INV	05/23/2023	12,290.00			51120 REMODEL OF INDOOR FACILITY
8013	KEY, MINDY	00000	51783		INV	05/23/2023	112.23			51121 REIMB MILEAGE IN DISTRICT
614	KSBA	00000	51777		INV	05/23/2023	3,000.00			51122 SUPERINTENDENT SEARCH CONS
128	LOGAN COUNTY BO	00000	51778		INV	05/23/2023	1,954.60			51123 VISUALLY IMPAIRED SERVICES
8385	MATTHEW DAVENPO	00000	51779		INV	05/23/2023	221.19			51124 REIMB KASBO MEALS & MILEAG
8497	MILLER SEPTIC	00000	51786	31330	INV	05/23/2023	225.00			51125 RHS-CLEANOUT DRAIN
6502	MUTUAL OF OMAHA	00000	51787		INV	05/23/2023	455.75			51126 LIFE, AD&D INS.
812	NASCO	00000	51788	309955	INV	05/23/2023	96.13			51127 COOKWARE FOR FAMILY AND CO
812	NASCO	00000	51789	309955	INV	05/23/2023	79.02			51127 COOKWARE FOR FAMILY AND CO
7577	NUGENT, PENNI	00000	51781		INV	05/23/2023	44.63			51128 REIMB MILEAGE FROM MAR - M
5910	PRAIRIE FARMS	00000	51792		INV	05/24/2023	3,596.10			51129 SES/RHS MILK DELIVERY 2023
730	WHITE, MICHELE	00000	51784		INV	05/23/2023	36.99			51130 SAFETY MEETING BREAKFAST
8073	AMAZON CAPITAL	00000	51796	256494	INV	05/31/2023	186.16			51131 10 ASSORTED COLOR CONSTERP
8073	AMAZON CAPITAL	00000	51797	31226	INV	05/31/2023	396.08			51131 SUPPIES FOR PT
8073	AMAZON CAPITAL	00000	51798	30963	INV	05/31/2023	356.97			51131 DOCUMENT CAMERA, WIFI ADAP
8073	AMAZON CAPITAL	00000	51799	256523	INV	05/31/2023	227.60			51131 KIDS EAR MUFFS NOISE PROTE
8073	AMAZON CAPITAL	00000	51802	31248	INV	05/31/2023	279.98			51131 STORAGE CABINET
8073	AMAZON CAPITAL	00000	51804	256531	INV	05/31/2023	104.94			51131 LEAF DIE CUT LEAF DYE CUT
8073	AMAZON CAPITAL	00000	51805	31271	INV	05/31/2023	154.10			51131 JOB FAIR SUPPLIES
8073	AMAZON CAPITAL	00000	51806	31267	INV	05/31/2023	1,627.19			51131 BLOCK PARTY BOOK GIVEAWAY-
8073	AMAZON CAPITAL	00000	51807	31245	INV	05/31/2023	863.27			51131 AWARDS NIGHT DECORATIONS
8073	AMAZON CAPITAL	00000	51809	31222	INV	05/31/2023	130.64			51131 CLASSROOM BOOKS FOR PRESCH
8073	AMAZON CAPITAL	00000	51810	31268	INV	05/31/2023	391.62			51131 BOOK HUB & BOOK CLUB SUPPL
8073	AMAZON CAPITAL	00000	51811	256515	INV	05/31/2023	564.78			51131 SEL MSTERIALS 40PC SQUEEZE
8073	AMAZON CAPITAL	00000	51812	256504	INV	05/31/2023	803.99			51131 CRAYOLA BELK MARKERS PLAYD
8073	AMAZON CAPITAL	00000	51814	256499	INV	05/31/2023	1,910.06			51131 WOOD PENCILS BIC LOW DRY E
8073	AMAZON CAPITAL	00000	51815	256502	INV	05/31/2023	3,577.57			51131 JOURNALS, NOTEBOOKS, INDEX
8073	AMAZON CAPITAL	00000	51816	256505	INV	05/31/2023	794.82			51131 FOAMBOWLS SELF ADHEBIS DOT
8073	AMAZON CAPITAL	00000	51818	256495	INV	05/31/2023	124.48			51131 ITEMS FOR BABYSHOWERS DIAP

## PREPAID INVOICE LIST

WARRANT: 062023 06/15/2023

VENDOR	VENDOR NAME	R	DOCUMENT	PO	TYPE	DUE DATE	AMOUNT	VOUCHER	CHECK	COMMENT
8073	AMAZON CAPITAL	00000	51819	31209	INV	05/31/2023	209.47			51131 SUPPLIES FOR TESTING FOR S
8073	AMAZON CAPITAL	00000	51821	256498	INV	05/31/2023	278.61			51131 CONSTRUCTION PAPER COLORIM
8073	AMAZON CAPITAL	00000	51822	256491	INV	05/31/2023	218.27			51131 BOOKS FOR STUDENTS WERE PU
8073	AMAZON CAPITAL	00000	51795	256481	INV	05/31/2023	80.08			51132 300 SHEETS OF CARD STOCL 6
8073	AMAZON CAPITAL	00000	51800	256532	INV	05/31/2023	66.95			51132 10X8 CIRCUS BACKDROP 170 F
8073	AMAZON CAPITAL	00000	51801	31240	INV	05/31/2023	59.14			51132 X-ACTO PENCIL SHARPENERS
8073	AMAZON CAPITAL	00000	51803	256528	INV	05/31/2023	84.53			51132 4TIMERS FOR STUDENTS 2 MAR
8073	AMAZON CAPITAL	00000	51808	256522	INV	05/31/2023	59.98			51132 PUZZLE FOAM PLAY MAT
8073	AMAZON CAPITAL	00000	51813	256524	INV	05/31/2023	42.78			51132 THE ENERGY BUS FOR A BOOK
8073	AMAZON CAPITAL	00000	51817	31213	INV	05/31/2023	52.20			51132 ENVELOPES FOR ACADEMIC REC
133	AT&T	00000	51826		INV	05/31/2023	288.72			51133 FAX LINES
7437	AT&T	00000	51828		INV	05/31/2023	.90			51134 CO TELEPHONE USAGE
7880	AT&T MOBILITY-C	00000	51827		INV	05/31/2023	41.73			51135 MONTHLY SERVICE
5859	BARREN CO BUSIN	00000	51829	31394	INV	05/31/2023	9.07			51136 EASEL PAPER, ASSIGN BOOK,
5859	BARREN CO BUSIN	00000	51830	31394	INV	05/31/2023	160.52			51136 EASEL PAPER, ASSIGN BOOK,
7849	CAP INC	00000	51833	31416	INV	05/31/2023	176.00			51137 2023-2024
7849	CAP INC	00000	51834	31416	INV	05/31/2023	176.00			51137 2023-2024
7849	CAP INC	00000	51835	31416	INV	05/31/2023	176.00			51137 2023-2024
1250	CLARK BEVERAGE	00000	51836		INV	05/31/2023	147.75			51138 CO DRINKS
5501	COURSEY, MARK	00000	51837		INV	05/31/2023	126.42			51139 REIMB MILEAGE TO KASBO LOU
8067	DOWLEN, COREY	00000	51868		INV	05/31/2023	46.87			51140 IN DISTRICT MILEAGE 03/27-
6030	GERALD PRINTING	00000	51838	309991	INV	05/31/2023	761.91			51141 GRADUATION PROGRAMS-1000 C
8561	GOLDSMITH JEWEL	00000	51839		INV	05/31/2023	318.00			51142 REPAIR OF RING DAMAMGED BY
5571	GUFFY, DAVID	00000	51840		INV	05/31/2023	91.98			51143 GRREC & IN DISTRICT MILEAG
1245	GUTHRIE, REGINA	00000	51841		INV	05/31/2023	73.53			51144 IN DISTRICT TRAVEL MARCH -
6775	H & R AGRI-POWE	00000	51842	31393	INV	05/31/2023	813.14			51145 SERVICE TO KOBOTA TRACTOR
6775	H & R AGRI-POWE	00000	51843	31393	INV	05/31/2023	49.74			51145 SERVICE TO KOBOTA TRACTOR
5219	HUTSON INC	00000	51844	31417	INV	05/31/2023	260.97			51146 CHAIN & WOOD CUTTER BAR, O
8262	INFOHANDLER.COM	00000	51845	31429	INV	05/31/2023	73.38			51147 MEDICAID ADMIN FEE
144	JOHNSTONE SUPPL	00001	51846	31336	INV	05/31/2023	148.05			51148 MOTOR
1336	JOSTENS INC	00000	51847	309993	INV	05/31/2023	681.95			51149 DIPLOMAS FOR GRADUATES
8341	KYCASE	00001	51820	31402	INV	05/31/2023	425.00			51150 KYCASE 2023 SUMMER INST.,
8558	MARCHING EXHANG	00000	51849	310021	INV	05/31/2023	15,000.00			51151 DRUMLINE EQUIPMENT, MARIMB
8403	MULCH OUTFITTER	00000	51867	31418	INV	05/31/2023	280.00			51152 MULCH FOR SES & RHS
7275	ORIENTAL TRADIN	00001	51851	310007	INV	05/31/2023	128.22			51153 WATER BOTTLES FOR 5TH GRAD
7275	ORIENTAL TRADIN	00001	51852	310007	INV	05/31/2023	284.98			51153 WATER BOTTLES FOR 5TH GRAD
5978	ORKIN, INC.	00000	51850		INV	05/31/2023	50.34			51154 PEST SERV
5978	ORKIN, INC.	00000	51853		INV	05/31/2023	95.00			51154 PEST SERV
6819	PAUL'S ELECTRIC	00000	51854	31295	INV	05/31/2023	1,320.00			51155 LED LIGHTING
8069	PAUL, KELLEY	00000	51848		INV	05/31/2023	36.98			51156 REIMB MILEAGE TO GRREC 03/
8315	POSEY	00000	51855		INV	05/31/2023	77.14			51157 IN DISTRICT MILEAGE MAR -
1388	PRATT'S AUTO BO	00000	51856	31420	INV	05/31/2023	339.96			51158 STARTER & OIL
8117	PRIORITY PRIMAR	00000	51857	31414	INV	05/31/2023	90.00			51159 NEW EMPLOYEE & CDL PHYSICA
8117	PRIORITY PRIMAR	00000	51858	31414	INV	05/31/2023	80.00			51159 NEW EMPLOYEE & CDL PHYSICA
8175	QUADIANT FINANC	00000	51861	256560	INV	05/31/2023	105.81			51160 POSTAGE MACHINE RENTAL EPU
8179	QUADIANT INC	00001	51860		INV	05/31/2023	214.68			51161 LEASE PAYMENT
226	SERVICE AUTO PA	00000	51862	31197	INV	05/31/2023	114.95			51162 D CYC 800/1000
7246	SHELTON, LINDA	00000	51863		INV	05/31/2023	187.48			51163 REIMB IN DISTRICT MILEAGE
1787	SOUTHERN STATES	00001	51864	31419	INV	05/31/2023	364.98			51164 HUSQVARNA TRIMMER & FUEL S

## PREPAID INVOICE LIST

WARRANT: 062023 06/15/2023

VENDOR	VENDOR NAME	R	DOCUMENT	PO	TYPE	DUE DATE	AMOUNT	VOUCHER	CHECK	COMMENT
1574	TROPHIES TO GO	00000	51865	309990	INV	05/31/2023	396.50			51165 TROPHIES AND MEDALS FOR GR
7304	VEI COMMUNICATI	00000	51866		INV	05/31/2023	231.00			51166 MONTHLY COM SYSTEM RENTAL
155	PNC BANK	00000	51898		INV	06/05/2023	38.37			51167 BREAKFAST FOR STAFF MEETIN
155	PNC BANK	00000	51899		INV	06/05/2023	4.99			51167 MEAL DEEPER LEARNING INST
155	PNC BANK	00000	51900	31389	INV	06/05/2023	20.00			51167 CAN
155	PNC BANK	00000	51901		INV	06/05/2023	42.82			51167 KASBO 5/9-12 LOUISVILLE ME
155	PNC BANK	00000	51902		INV	06/05/2023	38.51			51167 KASBO 5/9-12 LOUISVILLE ME
155	PNC BANK	00000	51903	31355	INV	06/05/2023	211.98			51167 GO DADDY- 5YR FILE SERVERS
155	PNC BANK	00000	51904		INV	06/05/2023	305.28			51167 SES SAM'S CLUB CHRGR FROM A
155	PNC BANK	00000	51905		INV	06/05/2023	163.18			51167 SES LOWE'S CHRGR ACTIVITY A
155	PNC BANK	00000	51906	31373	INV	06/05/2023	70.70			51167 SHERWIN WILLIAMS PAINT SUP
155	PNC BANK	00000	51907	31322	INV	06/05/2023	271.66			51167 SAM'S CLUB CUPCAKES FOR AW
155	PNC BANK	00000	51908	31382	INV	06/05/2023	75.75			51167 CO ADMIN MEETING LUNCH & D
155	PNC BANK	00000	51909	31382	INV	06/05/2023	21.18			51167 CO ADMIN MEETING LUNCH & D
155	PNC BANK	00000	51910		INV	06/05/2023	15.00			51167 2023 ANNUAL REPORT
155	PNC BANK	00000	51911		INV	06/05/2023	152.64			51167 ASPIRING PRINCIPAL DINNER
155	PNC BANK	00000	51912	256558	INV	06/05/2023	272.50			51167 MEMBER MARK SALA FRITO COR
155	PNC BANK	00000	51913	256559	INV	06/05/2023	52.56			51167 MINI BLUEBERRY BAGEL STRWB
155	PNC BANK	00000	51914		INV	06/05/2023	215.28			51167 CONDOLENCE GIFT FOR DR. BE
155	PNC BANK	00000	51915	31398	INV	06/05/2023	829.80			51167 NOTHING BUNDT CAKES FOR TE
155	PNC BANK	00000	51916	31383	INV	06/05/2023	239.00			51167 ASCD MEMBERSHIP
155	PNC BANK	00000	51917		INV	06/05/2023	30.10			51167 SPECIAL ED BULK MAIL
8285	ADT	00000	51975	30718	INV	05/31/2023	908.16			51168 REPAIR INTERCOM DEAD ZONES
8285	ADT	00000	51977	31277	INV	05/31/2023	16,299.34			51168 NEW SERVER & OUTDOOR CAMER
1432	ARAMARK	00000	51966		INV	05/31/2023	175.18			51169 UNIFORMS WK 05/02/23
1432	ARAMARK	00000	51967		INV	05/31/2023	32.62			51169 UNIFORMS WK 05/09/23
1432	ARAMARK	00000	51968		INV	05/31/2023	32.62			51169 UNIFORMS WK 05/16/23
1432	ARAMARK	00000	51969		INV	05/31/2023	32.62			51169 UNIFORMS WK 05/23/23
1432	ARAMARK	00000	51970		INV	05/31/2023	32.62			51169 UNIFORMS WK 05/30/23
133	AT&T	00000	51871		INV	05/31/2023	610.39			51170 TELEPHONE SERVICE
8251	AT&T	00000	51870		INV	05/31/2023	515.73			51171 MONTHLY TELEPHONE SERV
5859	BARREN CO BUSIN	00000	51872	31458	INV	05/31/2023	188.24			51172 LAMINATOR REFILL
8474	BLUEGRASS COMME	00000	51873	30708	INV	05/31/2023	2,144.10			51173 DOORS/HARDWARE NEW RESTROO
8474	BLUEGRASS COMME	00000	51874	30708	INV	05/31/2023	1,045.00			51173 DOORS/HARDWARE NEW RESTROO
1464	BROWDER, DEBBIE	00000	51972	310014	INV	05/31/2023	497.94			51174 REIMBURSEMENT FOR MILEAGE
139	CLAYS AUTO BODY	00000	51965	31296	INV	05/31/2023	120.00			51175 SERVICE VEHICLE TOWED
8414	COMMONWEALTH FI	00000	51875		INV	05/31/2023	5,800.00			51176 OT SERV FOR MARCH
8550	COOL SCHOOL STU	00000	51959	501436	INV	05/31/2023	239.53			51177 12 PACKS OF 25: GRADES K-1
7539	DAVENPORT, TONY	00000	51963		INV	05/31/2023	168.47			51178 IN DISTRICT MILEAGE FOR JU
7124	ENGLISH LUCAS P	00000	51953		INV	05/31/2023	235.00			51179 LEGAL SERV RENDERED FOR MA
7483	GREEN RIVER REN	00000	51973		INV	05/31/2023	596.20			51180 FORKLIFT AND PROPANE TANK
7813	HPS	00000	51919	31378	INV	06/07/2023	3,618.42			51181 ICE MAKER AT SES
5219	HUTSON INC	00000	51962	31421	INV	05/31/2023	125.00			51182 PRO TRIMMER LINE
8089	IHN CONTRACTING	00000	51950	31290	INV	05/31/2023	12,440.00			51183 REMODEL OF INDOOR FACILITY
1336	JOSTENS INC	00000	51877	309989	INV	05/31/2023	1,155.95			51184 DIPLOMA COVERS FOR SENIORS
5185	JUNIOR LIBRARY	00000	51885	31321	INV	05/31/2023	1,507.16			51185 JR. LIBRARY GUILD FOR SES
5185	JUNIOR LIBRARY	00000	51974	31321	INV	05/31/2023	5,351.14			51185 JR. LIBRARY GUILD FOR SES
11	KASA	00000	51880	309964	INV	05/31/2023	379.00			51186 KASA ANNUAL LEADERSHIP INS
11	KASA	00000	51881	309964	INV	05/31/2023	379.00			51186 KASA ANNUAL LEADERSHIP INS



# RUSSELLVILLE INDEPENDENT SCHOOL SYSTEM



## PREPAID INVOICE LIST

WARRANT: 062023 06/15/2023

VENDOR	VENDOR NAME	R	DOCUMENT	PO	TYPE	DUE DATE	AMOUNT	VOUCHER	CHECK	COMMENT
11	KASA	00000	51882	309964	INV	05/31/2023	379.00			51186 KASA ANNUAL LEADERSHIP INS
8413	KERR WORKPLACE	00000	51976	31456	INV	05/31/2023	765.39			51187 POSTER PRINTER & INK PRESC
8425	KY TRANSPORTATI	00000	51964	31471	INV	05/31/2023	6.00			51188 MVR'S
845	LAKESHORE	00000	51886	256545	INV	05/31/2023	2,394.00			51189 TRANSITION TO SCHOOL BACKPA
8363	LIFESKILLS	00000	51887		INV	05/31/2023	1,083.34			51190 BEHAVIORAL HELATH SERV AGR
128	LOGAN COUNTY BO	00000	51888		INV	05/31/2023	15,865.76			51191 BUS SERVICE
6695	MCGRAW HILL	00000	51921	31212	INV	05/31/2023	11,038.46			51192 HISTORY CURRICULUM
6695	MCGRAW HILL	00000	51922	31212	INV	05/31/2023	26,856.60			51192 HISTORY CURRICULUM
8498	MISTY FARWICK	00000	51958		INV	05/31/2023	147.49			51193 IN DISTRICT MILEAGE JAN -
8403	MULCH OUTFITTER	00000	51949	31418	INV	05/31/2023	112.00			51194 MULCH FOR SES & RHS
7621	NEWS DEMOCRAT &	00000	51978	31462	INV	05/31/2023	700.00			51195 FULL PAGE AND HALF PAGE GR
332	OAK 'N IVY, INC	00000	51955	256588	INV	05/31/2023	67.50			51196 FLOWERS SENT TO AMANDA AND
332	OAK 'N IVY, INC	00000	51956	256588	INV	05/31/2023	63.00			51196 FLOWERS SENT TO AMANDA AND
332	OAK 'N IVY, INC	00000	51957	256588	INV	05/31/2023	35.00			51196 FLOWERS SENT TO AMANDA AND
1479	QUILL CORPORATI	00000	51960	501435	INV	05/31/2023	188.10			51197 LETTER SIZE- BLACK METAL W
119	RUSSELLVILLE HI	00000	51971		INV	05/31/2023	243.98			51198 REIMB STUDENT ACT FOR FOOD
1564	SCHOOL NUTR. AS	00000	51920		INV	06/07/2023	122.00			51199 NEW MBRSHIP RACHEL MEACHAM
7817	SCHOOL SERVICE,	00000	51890	310002	INV	05/31/2023	675.99			51200 PURCHASE ORDERS AND TARDY
7051	SCOTT WASTE SER	00000	51892		INV	05/31/2023	169.02			51201 DUMPSTER SERV
7051	SCOTT WASTE SER	00000	51893		INV	05/31/2023	39.74			51201 DUMPSTER SERV
7051	SCOTT WASTE SER	00000	51894		INV	05/31/2023	624.44			51201 DUMPSTER SERV
7051	SCOTT WASTE SER	00000	51895		INV	05/31/2023	624.44			51201 DUMPSTER SERV
1539	WALMART COMMUNI	00000	51926	256561	INV	05/31/2023	165.88			51202 BANNA MUFFINS ICE LEAMON B
1539	WALMART COMMUNI	00000	51927	256553	INV	05/31/2023	139.25			51202 640Z BUBBLES BOTTLES WATER
1539	WALMART COMMUNI	00000	51928	256554	INV	05/31/2023	48.16			51202 CHEESEBALLS HALF GALLON OF
1539	WALMART COMMUNI	00000	51929	256555	INV	05/31/2023	67.84			51202 5 POTS OF FLOWERS 2 ROUND
1539	WALMART COMMUNI	00000	51930	256552	INV	05/31/2023	57.61			51202 15PK 100OZ WATER HARD BOIL
1539	WALMART COMMUNI	00000	51931	256299	INV	05/31/2023	51.20			51202 CLASSROOM OFFICE SUPPLIES
1539	WALMART COMMUNI	00000	51932	30612	INV	05/31/2023	123.91			51202 LITTLE PANTHERN ACAD SUPPL
1539	WALMART COMMUNI	00000	51933	30612	INV	05/31/2023	28.44			51202 LITTLE PANTHERN ACAD SUPPL
1539	WALMART COMMUNI	00000	51934	31379	INV	05/31/2023	124.36			51202 OFFICE SUPPLIES & COMM. ED
1539	WALMART COMMUNI	00000	51936	309981	INV	05/31/2023	237.12			51202 SCHOOL SUPPLIES AND SKETCH
1539	WALMART COMMUNI	00000	51937	309982	INV	05/31/2023	28.00			51202 AWARDS AND PRIZES FOR END
1539	WALMART COMMUNI	00000	51938	309982	INV	05/31/2023	307.99			51202 AWARDS AND PRIZES FOR END
1539	WALMART COMMUNI	00000	51939	309982	INV	05/31/2023	256.20			51202 AWARDS AND PRIZES FOR END
1539	WALMART COMMUNI	00000	51941	310006	INV	05/31/2023	187.30			51202 PEPPERMINT FOR STUDENTS CL
1539	WALMART COMMUNI	00000	51942	310006	INV	05/31/2023	140.84			51202 PEPPERMINT FOR STUDENTS CL
1539	WALMART COMMUNI	00000	51944	310006	INV	05/31/2023	28.86			51202 PEPPERMINT FOR STUDENTS CL
1539	WALMART COMMUNI	00000	51945	310009	INV	05/31/2023	53.48			51202 PRIZES AND CLOTHES FOR STU
1539	WALMART COMMUNI	00000	51946	310009	INV	05/31/2023	29.44			51202 PRIZES AND CLOTHES FOR STU
1539	WALMART COMMUNI	00000	51947	310009	INV	05/31/2023	35.00			51202 PRIZES AND CLOTHES FOR STU
1539	WALMART COMMUNI	00000	51948	310013	INV	05/31/2023	101.42			51202 SHIRTS FOR SUMMER CAMP
1539	WALMART COMMUNI	00000	51923	501440	INV	05/31/2023	15.56			51203 FRONT OFFICE SUPPLIES FOR
1539	WALMART COMMUNI	00000	51924	501439	INV	05/31/2023	20.20			51203 ORANGE JUICE, APPLE JUICE,
1539	WALMART COMMUNI	00000	51925	501438	INV	05/31/2023	13.68			51203 BOXES OF TISSUES PURCHASED
1539	WALMART COMMUNI	00000	51935	309980	INV	05/31/2023	24.72			51203 CLOTHES FOR STUDENTS
1539	WALMART COMMUNI	00000	51940	309982	INV	05/31/2023	17.45			51203 AWARDS AND PRIZES FOR END
1539	WALMART COMMUNI	00000	51943	310006	INV	05/31/2023	13.88			51203 PEPPERMINT FOR STUDENTS CL
7246	SHELTON, LINDA	00000	51952		INV	05/31/2023	786.05			80000 REIMB FOR PRESCHOOL SUPPLI

## PREPAID INVOICE LIST

WARRANT: 062023 06/15/2023

VENDOR	VENDOR NAME	R	DOCUMENT	PO	TYPE	DUE DATE	AMOUNT	VOUCHER	CHECK	COMMENT
508	SHERIFF OF LOGA	00000	51961		INV	05/31/2023	466.36			80001 COMMISSION FOR PROP TAX CO
8234	T-MOBILE	00000	51896		INV	05/31/2023	1,000.00			80002 MONTHLY WIFI BILL
7625	VARSITY SCOREBO	00000	51979	309941	INV	05/31/2023	515.00			80003 PANELS FOR SCOREBOARD FOR
8565	2 COOL PERCUSSI	00000	52015	310040	INV	06/14/2023	6,363.00			80004 BAND- ELECTRONIC CARTS, SP
7812	ALPHA MECHANICA	00000	51981		INV	06/14/2023	855.00			80005 CO CONTRACT BILLING
8073	AMAZON CAPITAL	00000	51982	256534	INV	06/14/2023	183.31			80006 60PACK SUNGLASS 10 COLOR 3
8073	AMAZON CAPITAL	00000	51983	256533	INV	06/14/2023	226.89			80006 200PC BIRTHDAY PENCILS FOR
8073	AMAZON CAPITAL	00000	51984	256535	INV	06/14/2023	17.98			80006 30PC MINI SILLY HANDMADE T
8073	AMAZON CAPITAL	00000	51985	31376	INV	06/14/2023	1,335.92			80006 TEACHER APPRECIATION TOTES
8073	AMAZON CAPITAL	00000	51986	31267	INV	06/14/2023	260.71			80006 BLOCK PARTY BOOK GIVEAWAY-
8073	AMAZON CAPITAL	00000	51987	256540	INV	06/14/2023	1,746.02			80006 BIC 175 LOW ORDER MARKERS
8354	AMBER ESPINOLA	00000	51988		INV	06/14/2023	6,600.00			80007 110HRS BILLED FOR MAY
8414	COMMONWEALTH FI	00000	51989		INV	06/14/2023	3,900.00			80008 OT SERVICES APRIL
221	FARMERS HARDWAR	00000	51991	31326	INV	06/14/2023	89.94			80009 SOLDER WIRE, ANGLE VALVE,
221	FARMERS HARDWAR	00000	51992	31327	INV	06/14/2023	53.92			80009 BALL VALVE, BRASS CAP
221	FARMERS HARDWAR	00000	51993	30991	INV	06/14/2023	552.40			80009 SUPPLIES
221	FARMERS HARDWAR	00000	51994	31328	INV	06/14/2023	135.06			80009 SUPPLIES
221	FARMERS HARDWAR	00000	51995	31329	INV	06/14/2023	11.57			80009 PLUMBERS PUTTY, BASKET WAS
221	FARMERS HARDWAR	00000	51996	31337	INV	06/14/2023	58.46			80009 WASHERS, BOLTS, RATCHET, N
221	FARMERS HARDWAR	00000	51997	31337	INV	06/14/2023	8.81			80009 WASHERS, BOLTS, RATCHET, N
7116	GCA SERVICES GR	00000	51998		INV	06/14/2023	20,726.14			80010 CUSTODIAL SERV
7834	GLOBAL DATEBOOK	00000	51990	256519	INV	06/14/2023	1,089.00			80011 PRIMARY & ELEMENTARY PLANN
11	KASA	00000	52000	31134	INV	06/14/2023	379.00			80012 ANNUAL LEADERSHIP INSTIT.
11	KASA	00000	52001	31134	INV	06/14/2023	379.00			80012 ANNUAL LEADERSHIP INSTIT.
11	KASA	00000	52002	31134	INV	06/14/2023	379.00			80012 ANNUAL LEADERSHIP INSTIT.
11	KASA	00000	52003	31134	INV	06/14/2023	379.00			80012 ANNUAL LEADERSHIP INSTIT.
11	KASA	00000	52004	31134	INV	06/14/2023	379.00			80012 ANNUAL LEADERSHIP INSTIT.
11	KASA	00000	52005	31134	INV	06/14/2023	379.00			80012 ANNUAL LEADERSHIP INSTIT.
11	KASA	00000	52006	31134	INV	06/14/2023	379.00			80012 ANNUAL LEADERSHIP INSTIT.
11	KASA	00000	52007	31134	INV	06/14/2023	379.00			80012 ANNUAL LEADERSHIP INSTIT.
11	KASA	00000	52008	31134	INV	06/14/2023	379.00			80012 ANNUAL LEADERSHIP INSTIT.
440	KASC	00000	52009		INV	06/14/2023	724.17			80013 KASC DISTRICT MEMBERSHIP
7361	KY EMPLOYERS' M	00000	52010		INV	06/14/2023	20,255.51			80014 WORKERS COMP INS
6656	SCHOLASTIC TEST	00000	52014	30974	INV	06/14/2023	533.20			80015 STANDARD SCORING & REPORTI
788	THOMASONS' DECO	00000	52013	31293	INV	06/14/2023	967.86			80016 TILE & MATERIALS FOR RHS L
5540	TYLER TECHNOLOG	00000	52012		INV	06/14/2023	1,551.12			80017 APP HOSTING FEE JULY - SEP
							<b>309,385.72</b>	CASH ACCOUNT	10	6101 TOTAL