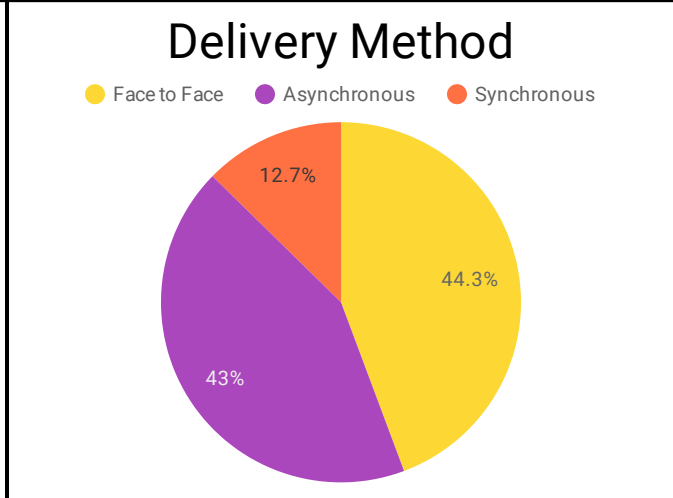
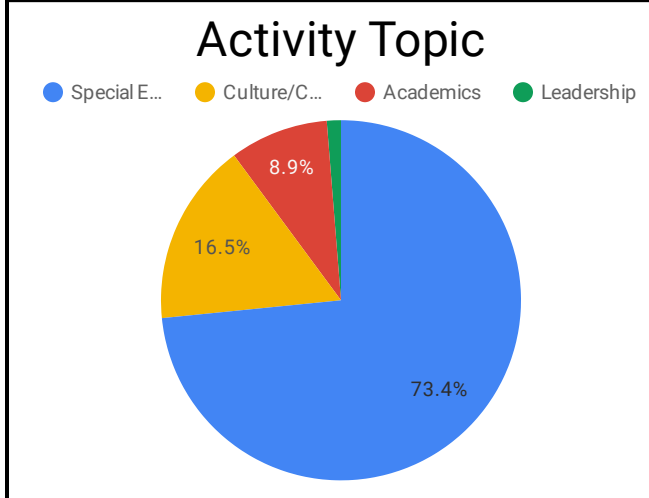




Connect, Grow and Serve Log

May 1, 2023 - May 31, 2023		Select Activity Type	Select NKCES Staff
		Select Activity Topic	Select NKCES Staff Role

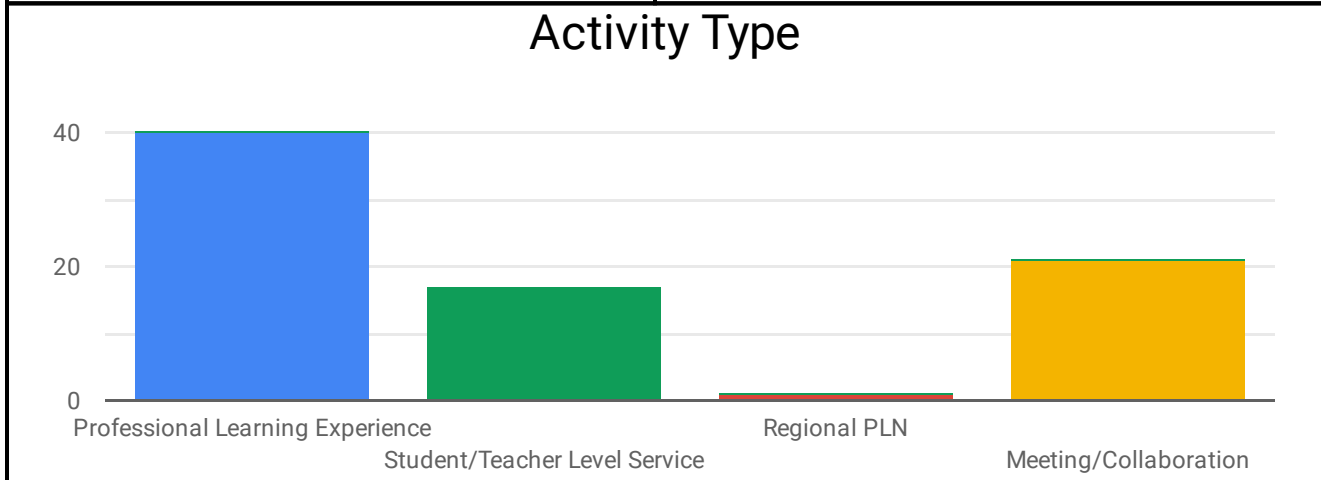
Total Activities 79	NKCES Led Activities 65	NKCES Partnered Activities 10	NKCES Attended Activities 4	Total Educators Served 610	Total Students Served 98
-------------------------------	-----------------------------------	---	---------------------------------------	--------------------------------------	------------------------------------



PLNs Met

PLN	# of Times Met
Assistive Technology	1

1 - 1 / 1 < >



Activities Attended by School District

Beechwood	Boone	Campbell	Covington	Erlanger	Ft. Thomas	Greenup	Lewis	Newport	Pendleton	Walton-Verona	RSP
4	35	9	22	13	15	12	3	7	8	5	3
Bellevue	Bracken	Carroll	Dayton	Fleming	Grant	Kenton	Ludlow	Owen	Southgate	Williamstown	
9	5	2	6	0	4	15	6	2	3	7	