

## FIELD OBSERVATION REPORT

### 2023-05 (Scott Phase V)

■ TO:	Kenton County Board of Education 1055 Eaton Drive Ft. Wright, KY 41017	■ DATE:	2023.05.25
ATTENTION:	Mr. Rob Haney / Mr. Matt Rigg		
■ FROM:	Mark Perry mperry@pca-arch.com 906 Monmouth Street Newport, KY 41071 V: 859.431.8612 • D: 859.578.6013	■ PROJECT:	Kenton County School District Scott Phase V
COPIES TO:	Mr. Kevin Pfefferman; Ms. Carrie Hooten	PROJECT NO.:	20-032

■ WE TRANSMIT THE ATTACHED ITEMS VIA: **eComm**

PURPOSE	<input checked="" type="checkbox"/> For your use	DISPOSITION	<input type="checkbox"/> No exceptions noted
	<input type="checkbox"/> As requested		<input type="checkbox"/> Exceptions noted, Revise as indicated.
	<input type="checkbox"/> For review and comment		<input type="checkbox"/> REJECTED: REVISE AND RESUBMIT
	<input type="checkbox"/> For information		
	<input checked="" type="checkbox"/> For record		
	<input type="checkbox"/> For approval		
	<input type="checkbox"/>		

COPIES	DATE	DESCRIPTION	PAGES
1	2023-05	Field Observation Report	12

#### Division 01: General Requirements

01.01: 2023.05.17 – PCA and Advantage Group Engineers assessed existing CMU at the Auditorium and 2<sup>nd</sup> floor classrooms. It had already been determined all 6" CMU at the 2<sup>nd</sup> floor exterior classroom walls must come down as it is reinforced and showed signs of previous and active movement. It was determined the North wall of the stage was also 6" CMU and must be removed. The East wall, while 10" CMU, is also not reinforced. Two concepts were later given to the general contractor for budget pricing. The first concept was to leave the CMU in place, adding reinforcing and parging the wall such that it can receive an air/vapor barrier (or stay in place, and installing fiber reinforced gypsum board to applied studs which would then receive the air/vapor barrier). The second concept is removal of the CMU and replacing with cold form metal framed walls. Budget pricing will determine the direction.

#### Division 02: Existing Conditions

02.01: 2023.04.19 – The temporary partition at the main gym spectator seating area had been removed, as had existing lights and wiring. The louver opening in the West masonry wall appeared complete. First floor demolition appeared to be largely complete outside of the Auditorium. Crews were actively removing materials in the Auditorium. Brick veneer had been removed at the East exterior wall of the Auditorium. The condition of the CMU was noted as very poor all along the East elevation. Corrections will have to be made or the wall replaced.

02.02: 2023.05.03 – Demolition crews were actively removing concrete at the stage area. 2<sup>nd</sup> floor seating riser demolition was complete as was ceiling demolition over the seating area. Concrete removal at the thrust stage was largely complete with deck removal 50% complete.

02.03: 2023.05.17 – The former sound control booth cantilever had been removed. Stage slab remove was complete. 2<sup>nd</sup> floor classroom demolition was on-going. First floor slab removal for plumbing trenches was complete. Removal of exterior 6" CMU walls had begun.



**Division 03: Concrete**

03.01: 2023.05.03 – Floor fill/patching had occurred at the first floor restroom recess.

**Division 04: Masonry**

04.01: 2023.04.19 – Masons were infilling a former door opening in the East wall of the main gym.

04.02: 2023.05.03 – Masons had erected apx. 65% of the West wall of the first floor corridor since the last visit and were active at the display case area.

**Division 05: Metals**

05.01: 2023.05.03 – Steel guard rail had been installed at the 2<sup>nd</sup> floor spectator seating area in the main gym.

**Division 07: Thermal and Moisture Protection**

07.01: 2023.04.19 – A roofing crew was actively working on re-roof over the Auditorium. The manufactured canopy had been installed over the exterior exit doors in the East pool wall.

07.02: 2023.05.03 – Re-roof at the high roof over the Auditorium was largely complete.

**Division 08: Doors and Windows**

08.01: 2023.04.19 – A crew was actively installing curtain wall at the East wall of the pool.

08.02: 2023.05.03 – Curtain wall framing was approximately 90% complete at the East wall of the pool and the crew was actively working at the North wall. Another crew was actively installing glass at 2<sup>nd</sup> floor corridor windows.

08.03: 2023.05.17 – Hollow metal doors had been hung in numerous locations.

**Division 09: Finishes**

09.01: 2023.04.19 – Mosaic floor tile installation had occurred in multiple first floor locker room spaces. Block fill had been applied to much of the West wall of the pool spectator seating area.

09.02: 2023.05.03 – Priming had occurred in the main gym, including steel and ductwork. Mosaic floor tile installation was on-going. Ceiling grid had been installed in the pool lobby. A crew was actively hanging gypsum board ceilings in pool locker rooms. Ceiling grid had also been installed at the weight and cardio rooms.

09.03: 2023.05.17 – Finish paint had been applied at the main gym. Painters were active in the pool space. Ceramic tile floors in several locations had been protected, suggesting grouting was complete. Framers were working at the 2<sup>nd</sup> floor window at the monumental stair. Ceiling grid had been installed at the main 2<sup>nd</sup> floor corridors and the 2<sup>nd</sup> floor restrooms had been boarded.

**Division 10: Specialties**

10.01: 2023.05.03 – Metal lockers had been installed at multiple first floor locker rooms.

**Division 11: Equipment**

11.01: 2023.04.19 – Basketball goal and divider curtain installation was complete in the Practice Gym.

**Division 13: Special Construction**

13.01: 2023.04.19 – Deep end wall forms were being installed in advance of an upcoming pour. Wall reinforcing was largely complete.

13.02: 2023.05.03 – Wall forms were being stripped at the deep end of the pool. House keeping pads had been poured in the chemical rooms.

13.03: 2023.05.17 – Stainless steel gutter parts had started arriving on site. Temporary scaffold for installation of the gutter was being installed.

**Division 20-28: MEP**

20-28.01: 2023.04.19 – Several rows of new light fixtures had been installed in the main gym. New ductwork was apx. 65% complete in the main gym as well. Roof leader piping appeared complete in the main gym.



*Plumbing carriers were staged at the first floor corridor in Area A. A series of light fixtures had been installed in the pool space. Fixture color was noted as being a concern. Light fixtures had been energized in Corridor #1800C. Geothermal wells were actively being bored with two drill rigs being utilized.*

*20-28.02: 2023.05.03 – Roof drain work was actively occurring at the stage area. Light fixtures had been installed in the main gym. The louver had been installed at the West wall of the main gym. Practice Gym lights had been energized. Well field drilling was complete and grouting had begun. Piping to the pit had been pressure tested.*

*20-28.03: 2023.05.17 – Under slab plumbing was on-going at the first floor. Corridor lights had been energized at Corridor 1900C*

## CONSTRUCTION PHOTOS



2023.04.19 – Main gym



2023.04.19 – Main gym




2023.04.19 – Main gym



2023.04.19 – Carrier assemblies staged for installation



2023.04.19 – Auditorium demolition



2023.04.19 – Pool light fixtures




2023.04.19 – Corridor 1800C



2023.04.19 – Restroom 1842



2023.04.19 – Shower 1823



2023.04.19 Restroom 1892 and Shower 1893






2023.04.19 Restroom 1882



2023.04.19 Pool deep end



2023.04.19 – Curtain wall installation



2023.04.19 – Pool seating



2023.04.19 – Roof over existing auditorium



2023.04.19 – Geothermal well field boring



2023.04.19 – East wall of auditorium



2023.04.19 – East wall of auditorium




2023.05.03 – Stage demolition



2023.05.03 – Auditorium



2023.05.03 – Corridor 1000C



2023.05.03 – Display cases outside Main Gym





2023.05.03 – Main Gym



2023.05.03 – Main Gym



2023.05.03 – Locker Room 1821



2023.05.03 – Locker Room 1841




2023.05.03 – Lights on in Practice Gym



2023.05.03 – Locker Room 1881



2023.05.03 – Locker Room 1891



2023.05.03 – Restroom 1892 & Shower 1893



2023.05.03 – Ceiling grid in Pool Lobby



2023.05.03 – Pool deep end



2023.05.03 – Swim Locker 1951



2023.05.03 – Windows in Corridor 2900





2023.05.03 – Ceiling grid in Weight 2860



2023.05.03 – Curtain wall installation



2023.05.03 – Housekeeping pad in Chem 1991



2023.05.17 – Stage demolition



2023.05.17 – Daylight coming through North wall of Stage



2023.05.17 - Auditorium



2023.05.17 – Debris from 2<sup>nd</sup> floor demolition



2023.05.17 – Under slab plumbing




2023.05.17 – Corridor 1000C



2023.05.17 – Concession 1050 plumbing




2023.05.17 – Main Gym



2023.05.17 – Corridor 1900C





2023.05.17 – Mat Storage 1870B



2023.05.17 – Pool Lobby



2023.05.17 – Stainless steel pool gutter components



2023.05.17 – Spider crane in deep end of the pool



2023.05.17 – Looking towards pool lobby




2023.05.17 – Geothermal well field





2023.05.17 – Stair 2800A



2023.05.17 – IDF 2815



2023.05.17 – Painting pool structure



2027.05.17 – Corridor 2900

- ☐ Please acknowledge receipt of transmitted items.
- ☐ Return transmitted items to PCA ARCHITECTURE <sup>PSC</sup>.

**END**