



FLOYD COUNTY BOARD OF EDUCATION
Anna Whitaker Shepherd, Superintendent
442 KY RT 550
Eastern, KY 41622
Telephone (606) 886-2354 Fax (606) 886-4550
www.floyd.kyschools.us

Linda C. Gearheart, Board Chair - District 1
William Newsome, Jr., Vice-Chair - District 3
Dr. Chandra Varia, Member - District 2
Keith Smallwood, Member - District 4
Steve Slone, Member - District 5

Consent Agenda Item (Action Item):
Receive Attendance/Enrollment Report

Applicable State or Regulations:
704 KAR 7:125, KRS 159.030

Fiscal/Budgetary Impact:

The End of Year (EOY) average daily attendance (ADA) will determine the district budget for 2022-2023. House Bill 1 passed by the Kentucky Legislature in August (2022 special session) has a provision for flood-impacted school districts that states if ADA for SY 2022-2023 decreases by 3% or more than ADA from SY 2018-2019, the ADA for calculation of SEEK paid during SY 2023-2024 shall be increased by 2/3 of the decrease.


History/Background:


The 8th attendance month ended on April 25. The last day for students will be Thursday, May 18 or Friday, May 19 at most schools with BLES having their last student day on Monday, May 22. The 2022-2023 school year has been a challenging one for school attendance. The return to normal that we expected to see in school attendance did not happen this year. However, the district has many initiatives in place as well as student and family supports that will help to rebuild attendance habits which will be a key in our push for academic recovery.

Recommended Action:

Contact Person(s):

Kristina Springer (606) 886-2354


Director


Superintendent

Date:


May 22, 2023

Floyd County Schools - Attendance

2022-2023

2004-2005	94.7	92.1	91.2	91.3	91.8	89.5	88.8	91.9	90.2	83.4	91.10
2003-2004	95	93.1	92.3	91	88.9	89.7	91	91	88.7		91.34

**Floyd County Schools
Certified Attendance
Month 8- 2022-2023**

	Dates																			
	3/27	3/28	3/29	3/30	3/31	4/4	4/5	4/6	4/7	4/10	4/11	4/17	4/18	4/19	4/20	4/21	4/24	4/25	AVG.	
SCHOOL																				
Adams Middle	95.5	90.9	90.9	86.4	86.4	81.8	86.4	86.4	88.6	86.4	90.9	90.9	77.3	81.8	81.8	77.3	90.9	90.9	86.75	
Allen Elem.	91.7	94.4	91.7	97.2	94.4	93.1	93.1	97.2	88.9	86.1	91.7	97.2	94.4	91.7	97.2	94.4	97.2	97.2	93.82222	
Betsy Layne Elem.	88.9	97.8	95.6	91.1	92.2	97.8	97.8	97.8	93.3	85.6	83.3	92.2	97.8	91.1	88.9	84.4	94.4	95.6	92.53333	
Betsy Layne H.S.	90.3	93.5	85.5	85.5	90.3	96.8	90.3	91.9	90.3	80.6	83.9	100	100	96.8	96.8	83.9	85.5	96.8	91.03889	
Duff/Allen Central	86.8	94.7	92.1	97.4	94.7	89.5	94.7	86.8	86.8	94.7	89.5	92.1	92.1	94.7	91.9	91.9	89.2	89.2	91.6	
Floyd Central H.S.	90.7	93	95.3	100	97.7	100	95.3	94.2	95.3	86	86	88.4	96.5	93	93	87.2	97.7	97.7	93.72222	
May Valley Elem.	89.7	82.8	89.7	82.8	89.7	89.7	89.7	89.7	86.2	89.7	89.7	89.7	93.1	86.2	93.1	75.9	89.7	89.7	88.15556	
Prestonsburg Elem.	86.4	85.2	88.6	88.6	90.9	88.6	89.8	90.9	88.6	86.4	86.4	93.2	95.5	93.2	90.9	90.9	94.3	90.9	89.96111	
Prestonsburg High	90.8	89.2	83.1	84.6	87.7	87.7	96.9	93.8	86.2	92.3	93.8	92.3	95.4	90.8	98.5	93.8	96.9	96.9	91.70556	
RLC/FCSI/VA	83.3	88.9	100	100	100	100	97.2	100	100	94.4	94.4	91.7	94.4	100	100	94.4	94.4	100	96.28333	
South Floyd Elem.	88.9	91.1	91.1	91.1	95.6	95.6	95.6	95.6	93.3	88.9	84.4	95.6	91.1	91.1	86.7	85.6	91.1	91.1	91.30556	
Stumbo Elem.	90.9	100	100	100	90.9	93.2	90.9	95.5	95.5	95.5	95.5	95.5	95.5	100	90.9	95.5	95.5	95.5	95.35	