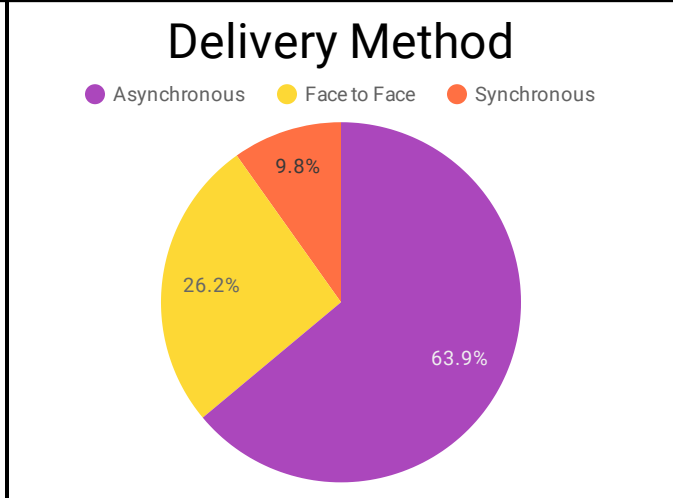
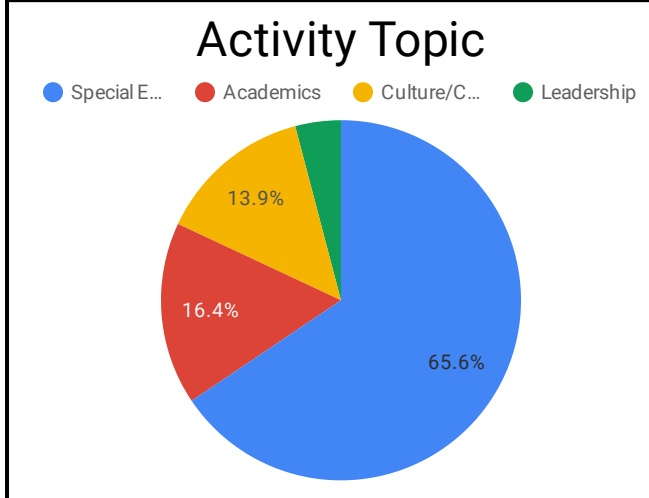




Connect, Grow and Serve Log

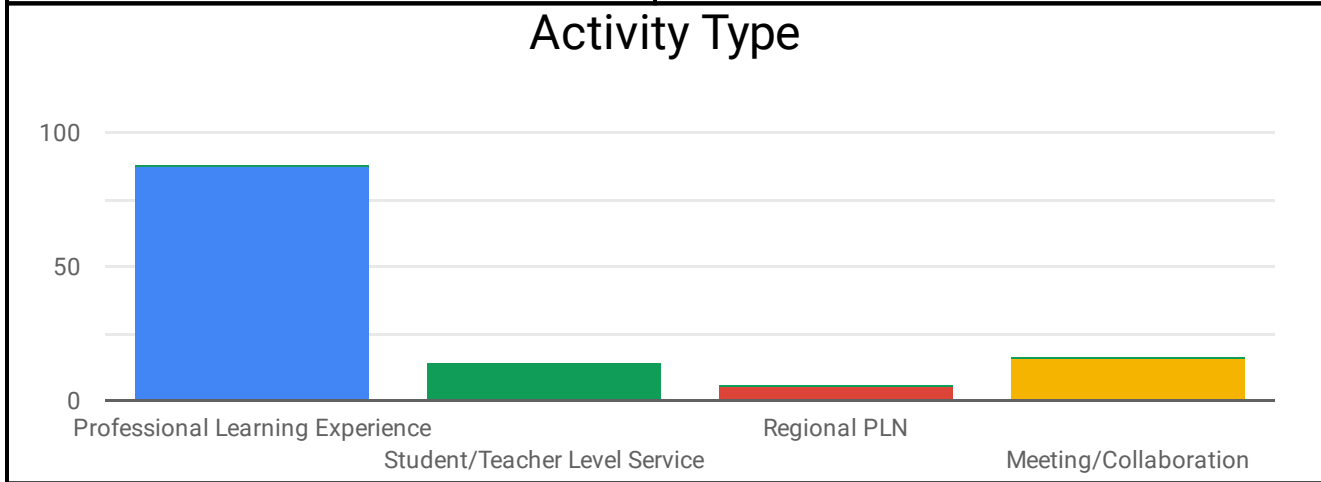
Apr 1, 2023 - Apr 30, 2023		Select Activity Type	Select NKCES Staff
		Select Activity Topic	Select NKCES Staff Role

Total Activities 122	NKCES Led Activities 106	NKCES Partnered Activities 14	NKCES Attended Activities 2	Total Educators Served 1,058	Total Students Served 168
--------------------------------	------------------------------------	---	---------------------------------------	--	-------------------------------------



PLNs Met

PLN	# of Times Met
Assistive Technology	4
Culturally Responsive Teaching	1



Activities Attended by School District

Beechwood	Boone	Campbell	Covington	Erlanger	Ft. Thomas	Greenup	Lewis	Newport	Pendleton	Walton-Verona	RSP
9	50	10	26	8	9	9	1	14	10	8	1
Bellevue	Bracken	Carroll	Dayton	Fleming	Grant	Kenton	Ludlow	Owen	Southgate	Williamstown	
8	3	1	9	26	4	49	3	3	1	6	



Connect, Grow and Serve Log

Select date range	Select Activity Type	Select NKCES Staff
	Select Activity Topic	Select NKCES Staff Role

Activity Duration

