

FLOYD COUNTY BOARD OF EDUCATION
Anna Whitaker Shepherd, Superintendent
442 KY RT 550
Eastern, KY 41622
Telephone (606) 886-2354 Fax (606) 886-4550
www.floyd.kyschools.us

Linda C. Gearheart, Board Chair - District 1
William Newsome, Jr., Vice-Chair - District 3
Dr. Chandra Varia, Member - District 2
Keith Smallwood, Member - District 4
Steve Sloane, Member - District 5

Consent Agenda Item (Action Item): Receive Utility Report for South Floyd Elementary.

Applicable State or Regulations: Board Policy 05.23

Fiscal/Budgetary Impact:

2020/2021 SY (July 20-June 21) \$121,281

2021/2022 SY (July 21-June 22) \$150,745

History/Background:

April 2023

Board received utility report for Adams Middle School.

Recommended Action: To accept report as presented.


Contact Person(s):


Linda Hackworth

606-874-9569

N/A

Principal


Director



Superintendent

Date: May 4, 2023



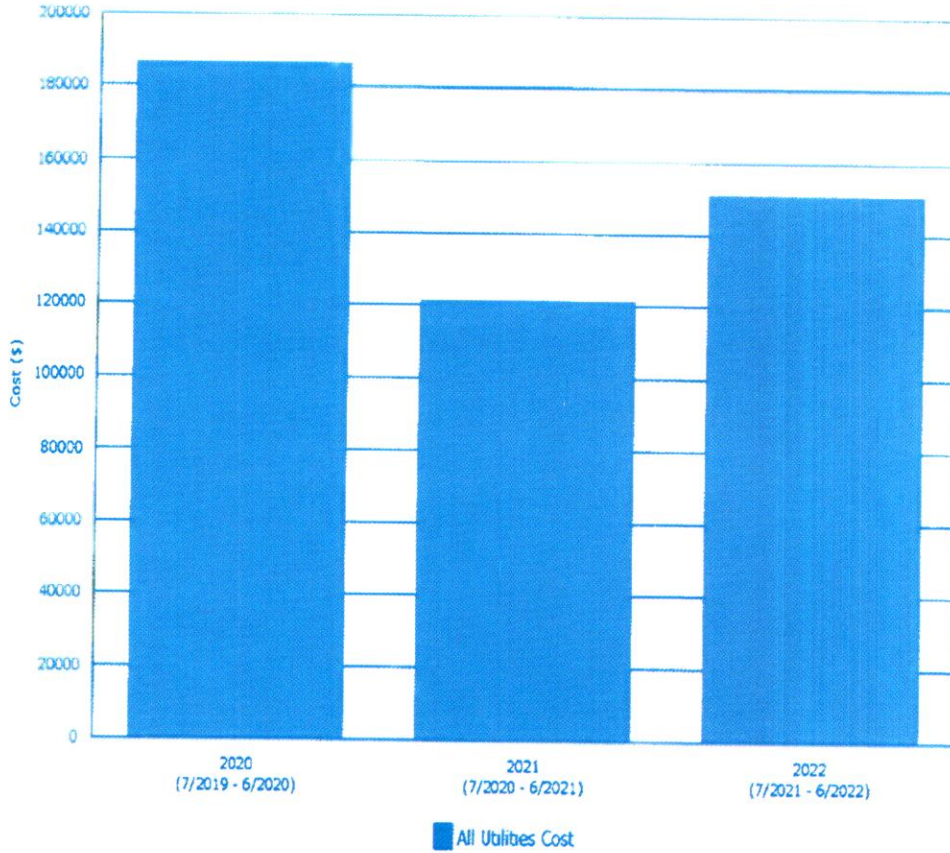
Utility Report May 22, 2023

South Floyd Elementary 2020/2021 / 2021/2022 School Years



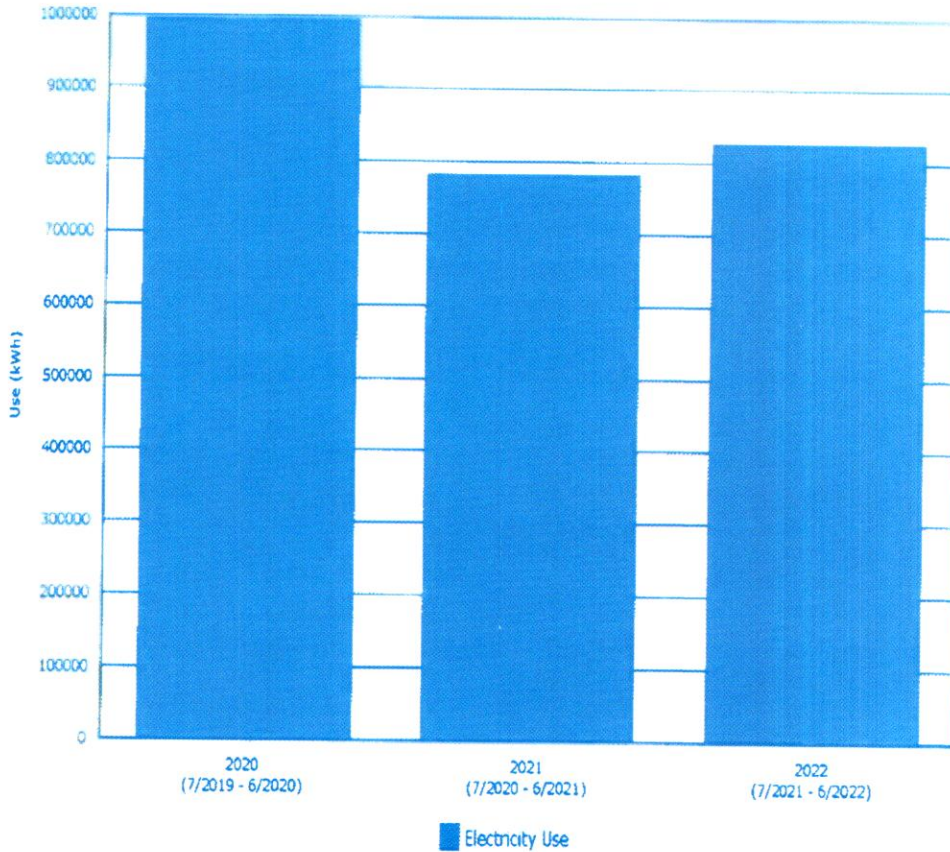
The Floyd County Board of Education does not discriminate on the basis of race, color, national origin, age, religion, marital status, sex, or disability in employment, educational programs, or activities as set forth in Title IX & VI, and in Section 504.

**Year-Over-Year Comparison
 Floyd County Board of Education
 South Floyd Elementary -- 7/2019 to 6/2022**



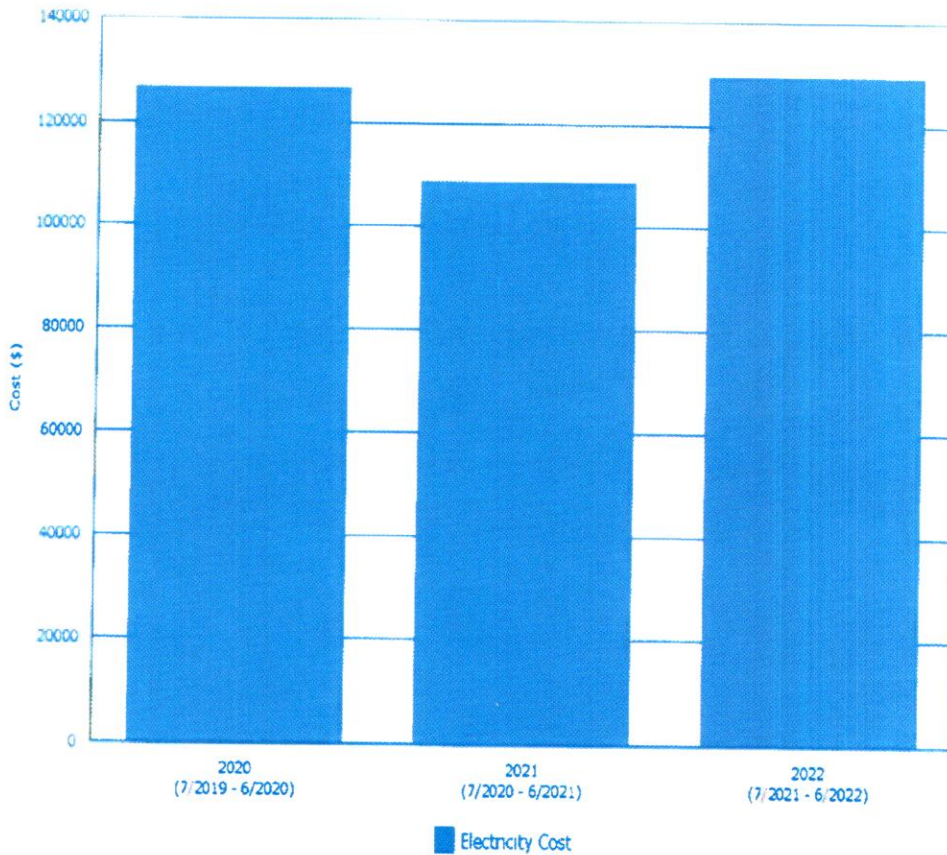
Period	All Utilities Cost
2020	\$186,409
2021	\$121,281
2022	\$150,745

**Year-Over-Year Comparison
 Floyd County Board of Education
 South Floyd Elementary -- 7/2019 to 6/2022**



Period	Electricity Use (kWh)
2020	994,724
2021	781,893
2022	825,611

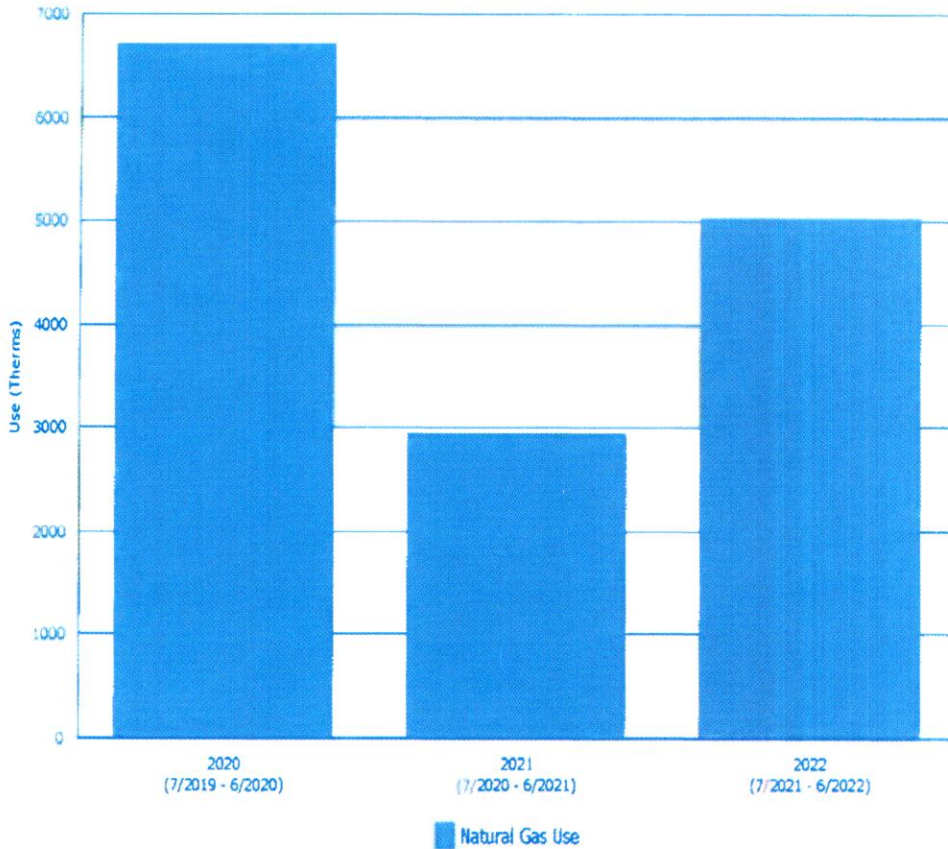
**Year-Over-Year Comparison
 Floyd County Board of Education
 South Floyd Elementary -- 7/2019 to 6/2022**



Period	Electricity Cost
2020	\$126,766
2021	\$108,745
2022	\$129,477

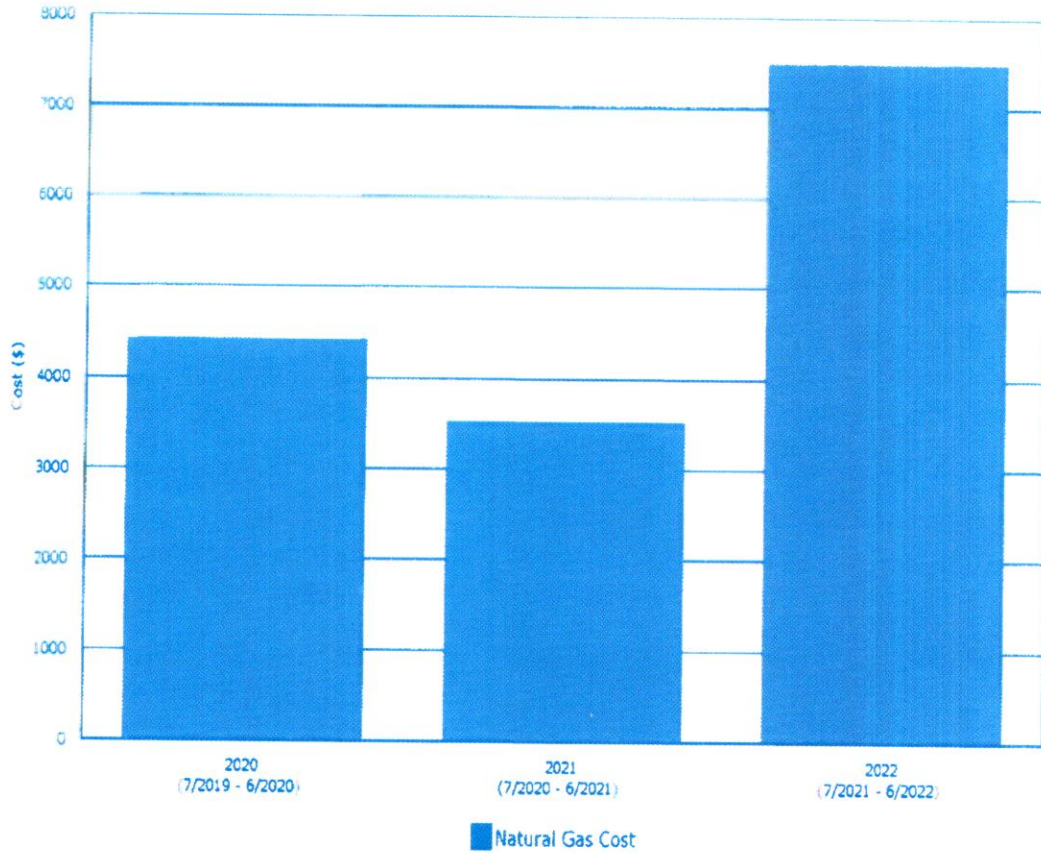
Period	Electricity \$/kWh
2020	\$0.1274
2021	\$0.1391
2022	\$0.1568

**Year-Over-Year Comparison
 Floyd County Board of Education
 South Floyd Elementary -- 7/2019 to 6/2022**



Period	Natural Gas Use (Therms)
2020	6,697
2021	2,948
2022	5,028

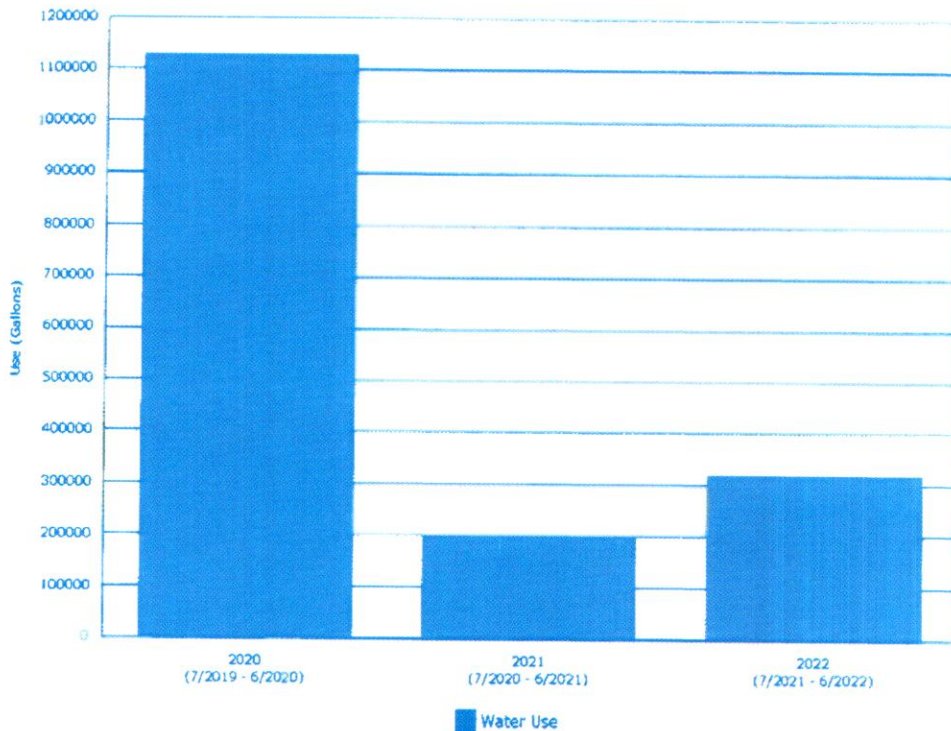
**Year-Over-Year Comparison
 Floyd County Board of Education
 South Floyd Elementary -- 7/2019 to 6/2022**



Period	Natural Gas Cost
2020	\$4,407
2021	\$3,525
2022	\$7,485

Period	Natural Gas \$/Therm
2020	\$0.6580
2021	\$1.1956
2022	\$1.4888

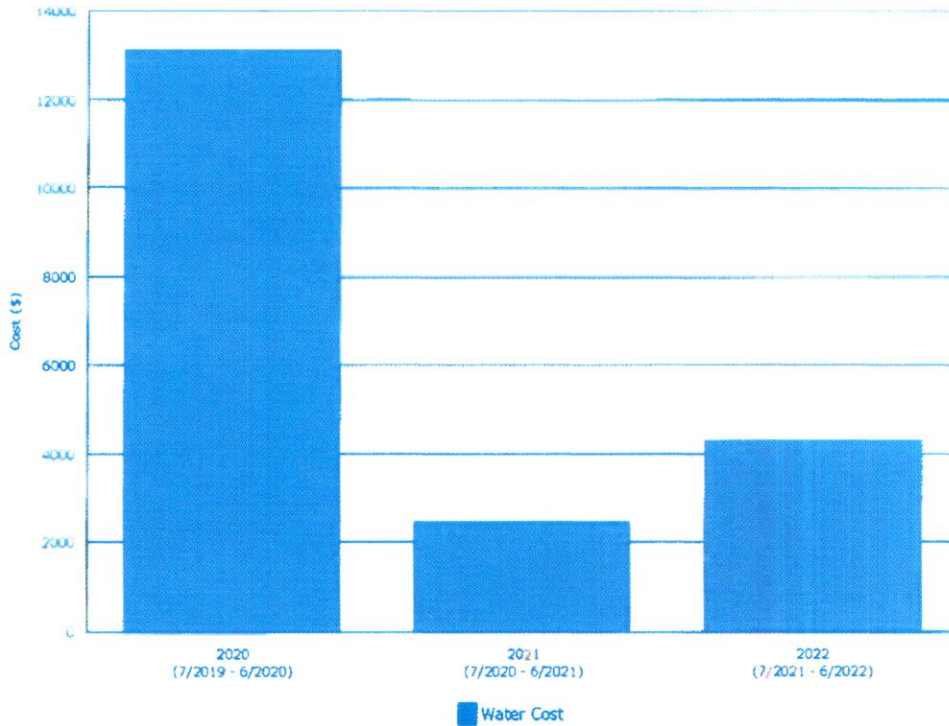
**Year-Over-Year Comparison
 Floyd County Board of Education
 South Floyd Elementary -- 7/2019 to 6/2022**



Period	Water Use (Gallons)
2020	1,127,988
2021	203,986
2022	318,281

Water leak discovered and repaired in November of 2019

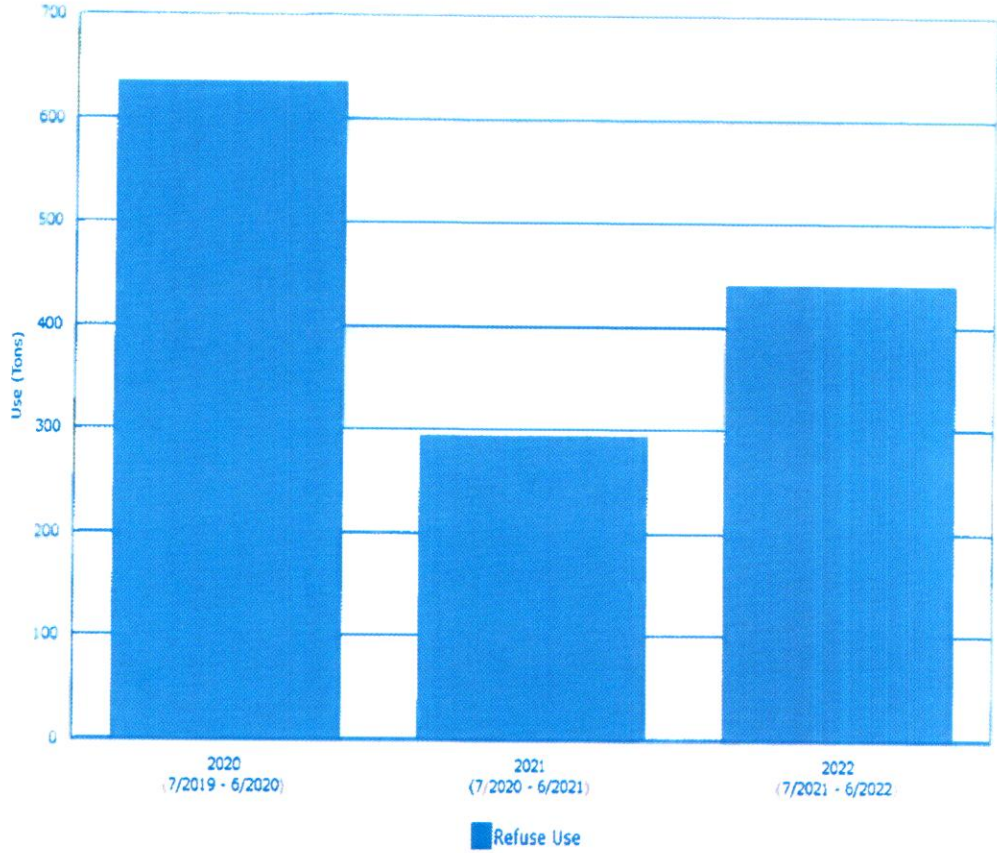
**Year-Over-Year Comparison
 Floyd County Board of Education
 South Floyd Elementary -- 7/2019 to 6/2022**



Period	Water Cost
2020	\$13,121
2021	\$2,494
2022	\$4,317

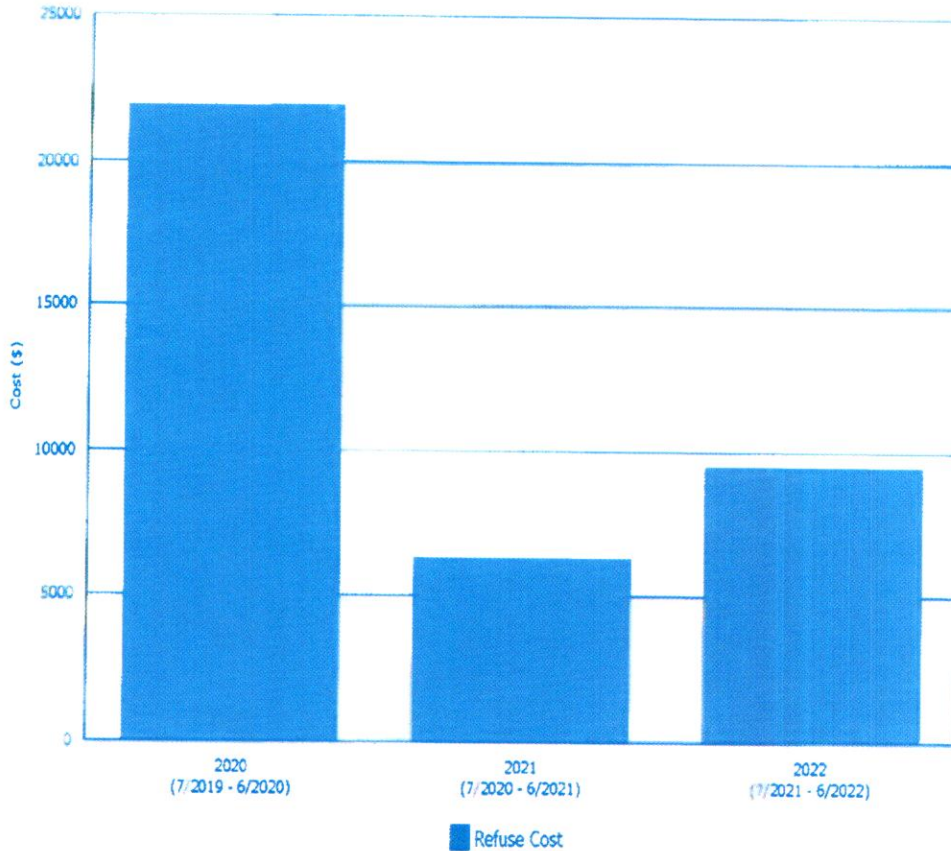
Period	Water \$/Gallon
2020	\$0.0116
2021	\$0.0122
2022	\$0.0136

**Year-Over-Year Comparison
 Floyd County Board of Education
 South Floyd Elementary -- 7/2019 to 6/2022**



Period	Refuse Use (Tons)
2020	635
2021	295
2022	441

**Year-Over-Year Comparison
 Floyd County Board of Education
 South Floyd Elementary -- 7/2019 to 6/2022**



Period	Refuse Cost
2020	\$21,924
2021	\$6,280
2022	\$9,466

Period	Refuse \$/Ton
2020	\$34.5255
2021	\$21.2878
2022	\$21.4539