

RUSSELLVILLE INDEPENDENT SCHOOL DISTRICT

COMBINED BALANCE SHEET

March 31, 2023

	General Fund	Special Revenue Fund	District Activity Fund	Capital Outlay Fund	Building Fund	Construction Fund	Debt Service Fund	Food Service Fund	Community Education Fund	Trust Fund	Total
ASSETS											
Cash	5,713,737.93	114,620.80	10,716.01		(272,086.00)	272,485.83		476,695.43	2,388.23	19,401.80	6,337,960.03
Petty Cash								200.00			200.00
Investments										457,845.02	457,845.02
Receivables	50,000.00							115,459.93			165,459.93
Inventories								20,034.01			20,034.01
Deferred Outflows								206,315.00			206,315.00
Total assets	5,763,737.93	114,620.80	10,716.01	0.00	(272,086.00)	272,485.83	0.00	818,704.37	2,388.23	477,246.82	7,187,813.99
LIABILITIES & FUND BALANCE											
Accounts payable	42,370.59	10,468.86									52,839.45
Unfunded OPEB & Pension Liability								722,009.00			722,009.00
Deferred Inflow								95,582.00			95,582.00
Accrued Annual Req Contribution								129,575.00			129,575.00
Benefits payable	10,876.59										10,876.59
Sick leave payable	109,691.51										109,691.51
Total current liabilities	162,938.69	10,468.86	0.00	0.00	0.00	0.00	0.00	947,166.00	0.00	0.00	1,120,573.55
Revenues - year to date	7,157,177.72	3,327,379.51	3,956.00	45,361.00	649,648.00	322,748.98	665,429.81	804,007.86	3,415.00	583.01	12,979,706.89
Expenditures - year to date	(6,050,536.99)	(3,265,843.44)	(2,112.17)	(66,444.79)	(921,734.00)	(157,492.21)	(665,429.81)	(628,542.45)	(2,882.71)	(18,000.00)	(11,779,018.57)
Pension and OPEB Liability								(740,851.00)			(740,851.00)
Reserve for Scholarship Corpus										15,000.00	15,000.00
Committed Fund Balance	1,660,000.00										1,660,000.00
Reserved for BG1											0.00
Reserve for encumbrances											0.00
Reserved for SFCC escrow											0.00
Unreserved fund balance-beginning	2,834,158.51	42,615.87	8,872.18	21,083.79	0.00	107,229.06	0.00	436,923.96	1,855.94	479,663.81	3,932,403.12
Total unreserved fund balance	5,600,799.24	104,151.94	10,716.01	0.00	(272,086.00)	272,485.83	0.00	(128,461.63)	2,388.23	477,246.82	6,067,240.44
Total liabilities & fund balance	5,763,737.93	114,620.80	10,716.01	0.00	(272,086.00)	272,485.83	0.00	818,704.37	2,388.23	477,246.82	7,187,813.99

RUSSELLVILLE INDEPENDENT SCHOOL DISTRICT

COMBINED STATEMENT OF REVENUES AND EXPENDITURES AND CHANGES IN FUND BALANCE

3/31/2023

% OF YEAR COMPLETE 75.00%
March 31, 2023

	GENERAL FUND					SPECIAL REVENUE FUNDS		
	Budget	Year to Date	Prior Year	Change	%	Budget	Year to Date	%
					Of Budget			Of Budget
REVENUES								
Unreserved Fund Balance	2,834,158.51	2,834,158.51	2,349,808.35	484,350.16	100.00%	42,615.87	42,615.87	100.00%
Local revenues	3,123,000.00	3,057,281.66	2,791,722.63	265,559.03	97.90%	27,700.00	53,817.35	194.29%
State revenues	4,991,143.00	3,750,760.89	3,668,856.04	81,904.85	75.15%	589,215.00	453,923.99	77.04%
Federal revenues	35,000.00	35,725.46	18,293.11	17,432.35	102.07%	1,116,293.00	2,800,586.21	250.88%
Interfund transfers	84,721.00	313,409.71	199,879.04	113,530.67	369.93%	36,720.00	19,051.96	51.88%
Total revenues	8,233,864.00	7,157,177.72	6,678,750.82	478,426.90	86.92%	1,769,928.00	3,327,379.51	188.00%
EXPENDITURES								
Instruction	4,483,163.91	2,898,489.57	2,710,592.59	187,896.98	64.65%	1,019,201.81	1,777,758.86	174.43%
Student supp. services	275,820.00	201,870.96	301,083.69	(99,212.73)	73.19%	166,067.06	292,298.09	176.01%
Instructional staff supp.	219,731.28	149,377.51	147,835.18	1,542.33	67.98%	378,814.00	670,655.31	177.04%
District admin. support	382,117.22	319,620.87	298,474.82	21,146.05	83.64%	0.00		0.00%
School admin. support	715,391.00	492,666.16	543,661.39	(50,995.23)	68.87%			0.00%
Business supp. service	304,260.00	238,493.29	244,061.40	(5,568.11)	78.38%			0.00%
Plant operation	1,458,930.72	1,331,354.67	988,205.59	343,149.08	91.26%	16,000.00	34,436.00	215.23%
Student transportation	494,010.00	350,736.00	293,806.53	56,929.47	71.00%	14,000.00	592.78	4.23%
Food service operation				-	0.00%			0.00%
Community services				-	0.00%	197,740.00	267,389.45	135.22%
Acquisition / renovation				-	0.00%			0.00%
Debt service				-	0.00%			0.00%
Fund transfers	97,596.00	67,927.96	19,052.00	48,875.96	69.60%	20,721.00	222,712.95	1074.82%
Total expenditures	8,431,020.13	6,050,536.99	5,546,773.19	503,763.80	71.77%	1,812,543.87	3,265,843.44	180.18%
Increase(decrease) in fund balance	(197,156.13)	1,106,640.73	1,131,977.63	(25,336.90)		(42,615.87)	61,536.07	
Unreserved Fund Balance	2,637,002.38	3,940,799.24	3,481,785.98	459,013.26		0.00	104,151.94	
Committed Fund Balance	1,660,000.00	1,660,000.00	1,660,000.00	-				
Restricted for Construction	0.00	0.00	0.00	-				
Total Fund Balance	4,297,002.38	5,600,799.24	5,141,785.98	459,013.26				

RUSSELLVILLE INDEPENDENT SCHOOL DISTRICT

COMBINED STATEMENT OF REVENUES AND EXPENDITURES AND CHANGES IN FUND BALANCE

% OF YEAR COMPLETE 75.00%

March 31, 2023

DISTRICT ACTIVITY FUNDS

	Budget	Year to Date	% Of Budget
REVENUES			
Beginning fund bal.	8,872.18	8,872.18	
Local revenues			0.00%
State revenues			0.00%
Federal revenues			0.00%
Interfund transfers		3,956.00	0.00%
Total revenues	<u>0.00</u>	<u>3,956.00</u>	<u>0.00%</u>
EXPENDITURES			
Instruction		2,112.17	0.00%
Student supp. services			0.00%
Instructional staff supp.			0.00%
District admin. support			0.00%
School admin. support			0.00%
Business supp. service			0.00%
Plant operation			0.00%
Student transportation			0.00%
Central office support			0.00%
Food service operation			0.00%
Community services			0.00%
Building renovations			0.00%
Debt service			0.00%
Fund transfers			0.00%
Total expenditures	<u>0.00</u>	<u>2,112.17</u>	<u>0.00%</u>
Increase(decrease) in fund balance	<u>0.00</u>	<u>1,843.83</u>	
Ending fund balance	<u><u>8,872.18</u></u>	<u><u>10,716.01</u></u>	

RUSSELLVILLE INDEPENDENT SCHOOL DISTRICT

COMBINED STATEMENT OF REVENUES AND EXPENDITURES AND CHANGES IN FUND BALANCE

% OF YEAR COMPLETE 75.00%

March 31, 2023

	CAPITAL OUTLAY FUND			BUILDING FUND		
	Budget	Year to Date	% Of Budget	Budget	Year to Date	% Of Budget
REVENUES						
Beginning fund bal.	21,083.79	21,083.79		0.00	0.00	
Local revenues			0.00%	356,279.00	356,280.00	100.00%
State revenues	90,722.00	45,361.00	50.00%	565,455.00	293,368.00	51.88%
Federal revenues			0.00%			0.00%
Interfund transfers			0.00%			0.00%
Total revenues	90,722.00	45,361.00	50.00%	921,734.00	649,648.00	70.48%
EXPENDITURES						
Instruction			0.00%			0.00%
Student supp. services			0.00%			0.00%
Instructional staff supp.			0.00%			0.00%
District admin. support			0.00%			0.00%
School admin. support			0.00%			0.00%
Business supp. service			0.00%			0.00%
Plant operation			0.00%			0.00%
Student transportation			0.00%			0.00%
Central office support			0.00%			0.00%
Food service operation			0.00%			0.00%
Community services			0.00%			0.00%
Building renovations			0.00%			0.00%
Debt service			0.00%			0.00%
Fund transfers		66,444.79	0.00%	665,429.82	921,734.00	138.52%
Total expenditures	0.00	66,444.79	0.00%	665,429.82	921,734.00	138.52%
Increase(decrease) in fund balance	90,722.00	(21,083.79)		256,304.18	(272,086.00)	
SFCC escrow		0.00			0.00	
Ending fund balance	111,805.79	0.00		256,304.18	(272,086.00)	

RUSSELLVILLE INDEPENDENT SCHOOL DISTRICT

COMBINED STATEMENT OF REVENUES AND EXPENDITURES AND CHANGES IN FUND BALANCE

% OF YEAR COMPLETE 75.00%

March 31, 2023

	CONSTRUCTION FUND			DEBT SERVICE FUND		
	Budget	Year to Date	% Of Budget	Budget	Year to Date	% Of Budget
REVENUES						
Beginning fund bal.	107,229.06	107,229.06		0.00	0.00	
Local revenues			0.00%			0.00%
State revenues			0.00%	209,472.68	0.00	0.00%
Federal revenues			0.00%			0.00%
Bond proceeds			0.00%			0.00%
Interfund transfers	75,600.00	322,748.98	426.92%	665,429.82	665,429.81	100.00%
Total receipts	75,600.00	322,748.98	426.92%	874,902.50	665,429.81	76.06%
EXPENDITURES						
Instruction			0.00%			0.00%
Student supp. services			0.00%			0.00%
Instructional staff supp.			0.00%			0.00%
District admin. support			0.00%			0.00%
School admin. support			0.00%			0.00%
Business supp. service			0.00%			0.00%
Plant operation			0.00%			0.00%
Student transportation			0.00%			0.00%
Central office support			0.00%			0.00%
Food service operation			0.00%			0.00%
Community services			0.00%			0.00%
Building/Site improvements	75,600.00	157,492.21	208.32%			0.00%
Debt service			0.00%	874,902.50	665,429.81	76.06%
Fund transfers			0.00%			0.00%
Total expenditures	75,600.00	157,492.21	208.32%	874,902.50	665,429.81	76.06%
Increase(decrease) in fund balance	0.00	165,256.77		0.00	0.00	
Ending fund balance	107,229.06	272,485.83		0.00	0.00	

RUSSELLVILLE INDEPENDENT SCHOOL DISTRICT

COMBINED STATEMENT OF REVENUES AND EXPENDITURES AND CHANGES IN FUND BALANCE

% OF YEAR COMPLETE 75.00%

March 31, 2023

FOOD SERVICE

	Budget	Year to Date	%
REVENUES			Of Budget
Beginning fund bal.	436,923.96	436,923.96	
Local revenues	15,500.00	23,037.71	148.63%
State revenues	6,600.00		0.00%
Federal revenues	843,000.00	780,970.15	92.64%
Interfund transfers			0.00%
Total receipts	<u>865,100.00</u>	<u>804,007.86</u>	<u>92.94%</u>
EXPENDITURES			
Instruction			0.00%
Student supp. services			0.00%
Instructional staff supp.			0.00%
District admin. support			0.00%
School admin. support			0.00%
Business supp. service			0.00%
Plant operation			0.00%
Student transportation			0.00%
Central office support			0.00%
Food service operation	812,625.00	586,721.69	72.20%
Day care operation			0.00%
Community services			0.00%
Building improvements			0.00%
Debt service			0.00%
Fund transfers	64,000.00	41,820.76	65.34%
Total expenditures	<u>876,625.00</u>	<u>628,542.45</u>	<u>71.70%</u>
Increase(decrease) in fund balance	(11,525.00)	175,465.41	
Pension & OPEB liability	<u>0.00</u>	<u>(740,851.00)</u>	
Ending fund balance	<u><u>425,398.96</u></u>	<u><u>(128,461.63)</u></u>	

RUSSELLVILLE INDEPENDENT SCHOOL DISTRICT

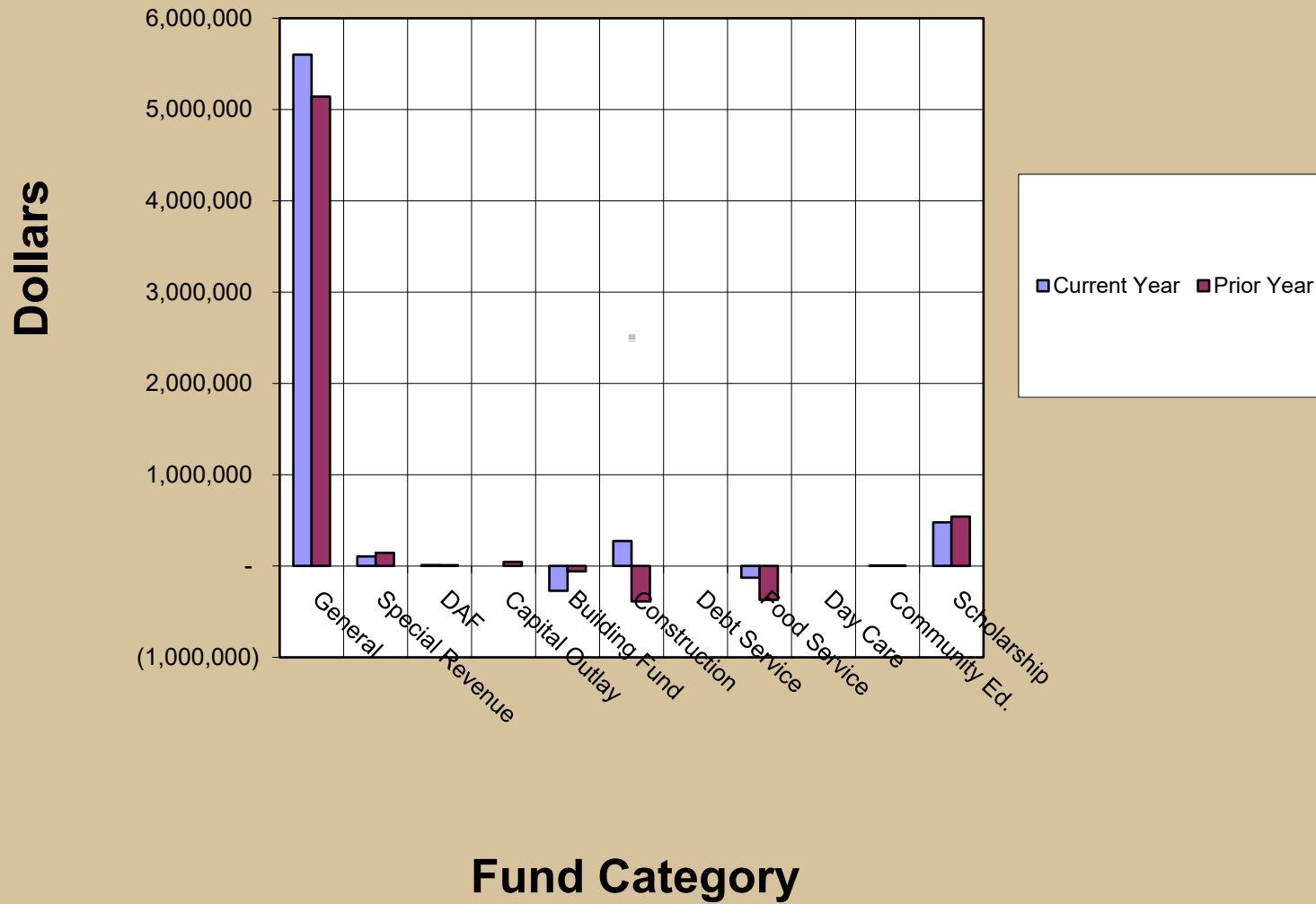
COMBINED STATEMENT OF REVENUES AND EXPENDITURES AND CHANGES IN FUND BALANCE

% OF YEAR COMPLETE 75.00%

March 31, 2023

	COMMUNITY EDUCATION - ENTERPRISE FUND			TRUST FUNDS		
	Budget	Year to Date	% Of Budget	Budget	Year to Date	% Of Budget
REVENUES						
Beginning fund bal.	1,855.94	1,855.94		479,663.81	479,663.81	
Local revenues	1,700.00	3,415.00	200.88%	25,200.00	583.01	2.31%
State revenues			0.00%			0.00%
Federal revenues			0.00%			0.00%
Interfund transfers			0.00%			0.00%
Total revenues	1,700.00	3,415.00	200.88%	25,200.00	583.01	2.31%
EXPENDITURES						
Instruction			0.00%			0.00%
Student supp. services			0.00%			0.00%
Instructional staff supp.			0.00%			0.00%
District admin. support			0.00%			0.00%
School admin. support			0.00%			0.00%
Business supp. service			0.00%			0.00%
Plant operation			0.00%			0.00%
Student transportation			0.00%			0.00%
Central office support			0.00%			0.00%
Food service operation			0.00%			0.00%
Community services	1,500.00	2,882.71	192.18%	38,640.00	18,000.00	46.58%
Building renovations			0.00%			0.00%
Debt service			0.00%			0.00%
Fund transfers			0.00%			0.00%
Total expenditures	1,500.00	2,882.71	192.18%	38,640.00	18,000.00	46.58%
Increase(decrease) in fund balance	200.00	532.29		(13,440.00)	(17,416.99)	
Ending fund balance	2,055.94	2,388.23		466,223.81	462,246.82	

Fund Balances



History of General Fund (Fund Balance)

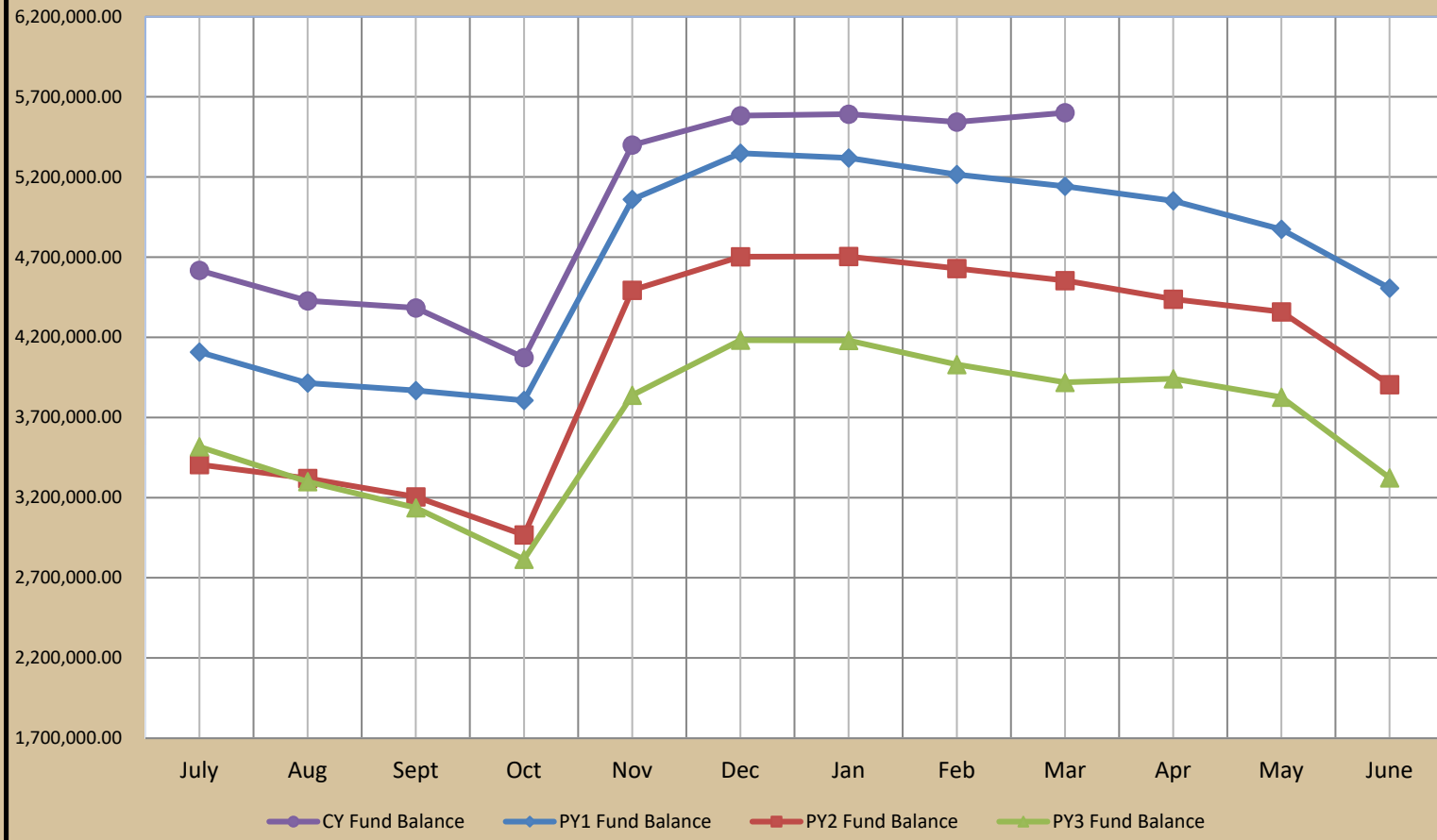
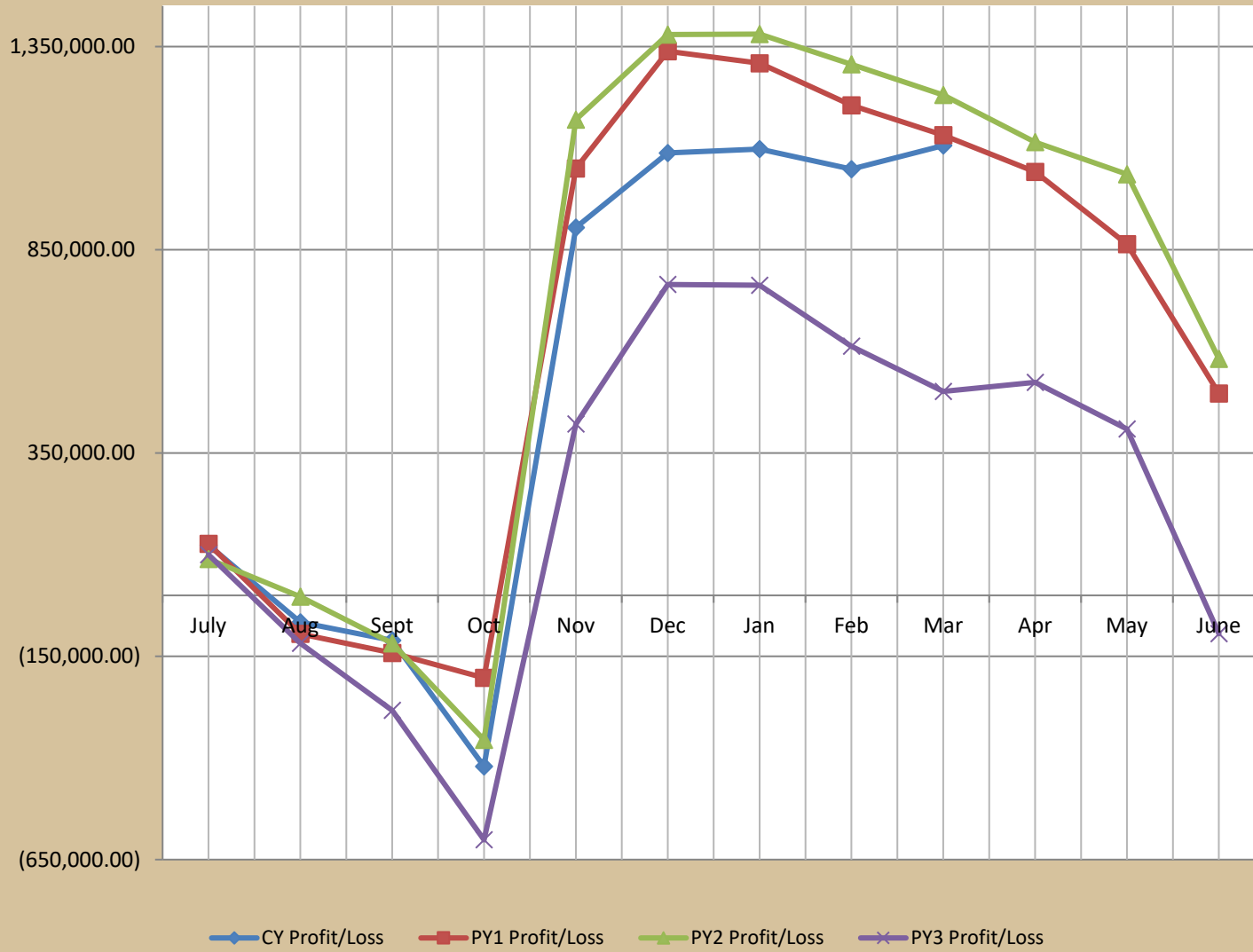


Chart of Net Income/Loss



RUSSELLVILLE INDEPENDENT SCHOOLS
STEVENSON ELEMENTARY SCHOOL
PROFIT (LOSS) REPORT

	Jul-22	% of Use	Aug-22	% of Use	Sep-22	% of Use	Oct-22	% of Use	Nov-22	% of Use	Dec-22	% of Use	Jan-23	% of Use	Feb-23	% of Use	Mar-23	% of Use	Apr-23	% of Use	May-23	% of Use	Jun-23	% of Use	Total	
Revenue																										
Student Lunch	-	0%	-	0%	-	0%	-	0%	-	0%	-	0%	-	0%	-	0%	-	0%	-	0%	-	0%	-	0%	-	
Student Breakfast	-	0%	-	0%	-	0%	-	0%	-	0%	-	0%	-	0%	-	0%	-	0%	-	0%	-	0%	-	0%	-	
Ala Carte / Adult Meals	-	0%	266.30	1%	1,067.95	2%	874.78	2%	1,004.02	2%	1,498.27	3%	1,233.54	2%	1,209.99	2%	2,353.47	3%	-	0%	-	0%	-	0%	9,508.32	
Commodities	-	0%	104.26	0%	264.02	0%	-	0%	475.54	1%	2,351.00	5%	490.81	1%	600.59	1%	819.75	1%	-	0%	-	0%	-	0%	5,105.97	
Federal Reimbursement	-	0%	43,908.15	98%	67,718.46	98%	46,109.24	97%	52,906.11	96%	39,871.13	90%	52,899.73	95%	52,195.02	95%	63,689.81	94%	-	0%	-	0%	-	0%	419,297.65	
Other	223.36	100%	348.16	1%	307.16	0%	469.34	1%	453.47	1%	612.46	1%	777.20	1%	723.90	1%	920.82	1%	-	0%	-	0%	-	0%	4,835.87	
Total Revenue	223.36		44,626.87		69,357.59		47,453.36		54,839.14		44,332.86		55,401.28		54,729.50		67,783.85								438,747.81	
Expenditures																										
Cost of Food Consumed	-	0%	8,970.86	39%	25,029.36	58%	17,103.28	51%	21,486.59	60%	22,645.24	61%	16,357.72	53%	21,004.16	58%	26,444.55	62%	-	0%	-	0%	-	0%	159,041.76	
Supplies etc	-	0%	1,080.57	5%	3,530.06	8%	2,903.44	9%	2,007.64	6%	1,996.24	5%	2,949.93	10%	2,719.26	7%	2,892.47	7%	-	0%	-	0%	-	0%	20,079.61	
Wages	51.15	34%	9,473.27	41%	10,365.28	24%	10,232.52	30%	8,772.02	25%	8,709.27	24%	8,419.40	27%	8,465.40	23%	8,387.90	20%	-	0%	-	0%	-	0%	72,876.21	
Benefits	18.93	13%	3,393.12	15%	3,657.81	8%	3,406.62	10%	3,010.50	8%	2,994.19	8%	3,017.66	10%	4,291.64	12%	3,020.51	7%	-	0%	-	0%	-	0%	26,810.98	
Equipment	-	0%	-	0%	-	0%	-	0%	-	0%	-	0%	-	0%	-	0%	-	0%	-	0%	-	0%	-	0%	-	
Maint./Travel/Utilities	80.00	53%	214.75	1%	507.50	1%	-	0%	438.86	1%	503.52	1%	170.52	1%	-	0%	1,637.50	4%	-	0%	-	0%	-	0%	3,552.65	
Total Expenditures	150.08		23,132.57		43,090.01		33,645.86		35,715.61		36,848.46		30,915.23		36,480.46		42,382.93								282,361.21	
School Profit (loss)	73.28		21,494.30		26,267.58		13,807.50		19,123.53		7,484.40		24,486.05		18,249.04		25,400.92		-		-		-		156,386.60	
Cental Office Overhead	2,292.14		4,536.55		4,619.24		4,590.12		4,444.02		4,494.17		4,567.26		4,446.52		4,429.87		-		-		-		38,419.89	
Food Service Profit (loss)	(2,218.86)		16,957.75		21,648.34		9,217.38		14,679.51		2,990.23		19,918.79		13,802.52		20,971.05		-		-		-			117,966.71
Meals Per Labor Hour:	0		0		0		-		0		0		0		0		0		0		0		0			
Participation-Lunch																										
Avg Daily Attendance	0		0		0		-		0		0		0		0		0									
Avg Daily Participation	0		0	83%	0	91%	-	91%	-	95%	-	95%	0	92%	0	93%	0	49%		92%		89%				
Avg. Daily Participation-Bfas	0		0	65%	0	75%	-	73%	-	74%	-	73%	0	73%	0	72%	0	39%		72%		69%				
Inventory	\$0.00		\$0.00		\$0.00		\$0.00		\$0.00		\$0.00		\$0.00		\$0.00		\$0.00							\$0.00		

RUSSELLVILLE INDEPENDENT SCHOOLS
RUSSELLVILLE HIGH SCHOOL
PROFIT (LOSS) REPORT

Revenue	Jul-23	% of Use	Aug-23	% of Use	SEPT 22/23	% of Use	Oct-23	% of Use	Nov-23	% of Use	Dec-23	% of Use	Jan-23	% of Use	Feb-23	% of Use	Mar-23	% of Use	Apr-23	% of Use	May-23	% of Use	Jun-23	% of Use	Total
Student Lunch	-	0%	-	0%	-	0%	-	0%	-	0%	-	0%	-	0%	-	0%	-	0%	-	0%	-	0%	-	0%	-
Student Breakfast	-	0%	-	0%	-	0%	-	0%	-	0%	-	0%	-	0%	-	0%	-	0%	-	0%	-	0%	-	0%	-
Ala Carte / Adult Meals	-	0%	154.20	0%	333.50	1%	404.75	1%	268.80	1%	517.20	1%	712.05	2%	904.90	2%	562.30	1%	-	0%	-	0%	-	0%	3,857.70
Commodities	-	0%	-	0%	1,004.58	2%	741.16	2%	260.65	1%	946.09	3%	1,438.52	3%	513.90	1%	1,776.25	3%	-	0%	-	0%	-	0%	6,681.15
Federal Reimbursement	-	0%	37,994.78	99%	55,395.73	97%	39,512.71	96%	44,857.68	98%	34,392.62	94%	42,392.54	94%	43,569.20	95%	51,770.12	94%	-	0%	-	0%	-	0%	349,885.38
Other	223.35	100%	348.16	1%	307.15	1%	469.33	1%	453.47	1%	612.45	2%	777.20	2%	723.90	2%	920.81	2%	-	0%	-	0%	-	0%	4,835.82
Total Revenue	223.35		38,497.14		57,040.96		41,127.95		45,840.60		36,468.36		45,320.31		45,711.90		55,029.48								365,260.05
Expenditures																									
Consumed Food	-	0%	12,579.55	46%	24,326.91	61%	11,834.33	34%	19,409.51	58%	15,172.43	51%	15,160.97	48%	18,182.16	53%	20,363.27	54%	-	0%	-	0%	-	0%	137,029.13
Supplies etc	-	0%	1,907.87	7%	3,058.15	8%	10,114.66	29%	863.32	3%	1,086.45	4%	2,346.49	7%	950.80	3%	2,633.95	7%	-	0%	-	0%	-	0%	22,961.69
Wages	-	0%	9,284.62	34%	9,187.13	23%	9,274.37	27%	9,366.87	28%	9,931.37	33%	10,448.62	33%	9,412.87	27%	9,489.62	25%	-	0%	-	0%	-	0%	76,395.47
Benefits	-	0%	3,293.98	12%	3,169.66	8%	3,137.16	9%	3,249.51	10%	3,330.99	11%	3,722.74	12%	5,073.05	15%	3,329.87	9%	-	0%	-	0%	-	0%	28,306.96
Equipment	-	0%	-	0%	-	0%	-	0%	-	0%	-	0%	-	0%	-	0%	-	0%	-	0%	-	0%	-	0%	-
Maint./Travel/Utilities	135.50	100%	314.75	1%	407.50	1%	-	0%	806.85	2%	278.51	1%	170.52	1%	897.10	3%	1,637.50	4%	-	0%	-	0%	-	0%	4,648.23
Total Expenditures	135.50		27,380.77		40,149.35		34,360.52		33,696.06		29,799.75		31,849.34		34,515.98		37,454.21								\$ 269,341.48
School Profit (loss)	87.85		11,116.37		16,891.61		6,767.43		12,144.54		6,668.61		13,470.97		11,195.92		17,575.27		-		-		-		95,918.57
Central Office Overhead	2,292.14		4,536.55		4,619.24		4,590.12		4,444.02		4,494.16		4,567.26		4,446.52		4,429.86		-		-		-		\$ 38,419.87
Food Service Profit (loss)	(2,204.29)		6,579.82		12,272.37		2,177.31		7,700.52		2,174.45		8,903.71		6,749.40		13,145.41		-		-		-		57,498.70
Meals Per Labor Hour:	0		-		-		-		0.0		0		0		0		0		0		0		0		
Participation-Lunch																									
Avg Daily Attendance	0		0		0		-		0		0		0		0		0								
Avg Daily Participation	0		0 85%		0 85%		0 86%		- 84%		- 85%		0 80%		0 80%		0 43%				78%		80%		
Avg. Daily Participation-Bfast	0		0 44%		0 51%		- 51%		- 52%		- 50%		0 48%		0 49%		0 27%				42%		40%		
Inventory	\$ -		\$ -		\$ -		\$ -		\$ -		\$ -		\$ -		\$ -		\$0.00						\$ -		

PAID WARRANT REPORT

DATE: 04/14/2023 WARRANT: 041823 AMOUNT: \$ 833,085.18

To Mark Coursey, Treasurer: At the regular monthly meeting of the Russellville Independent Board of Education the following claims and bills were approved and ordered to be paid by the Treasurer. The Chairperson and Secretary must sign this order on the indicated lines.

Chairperson and Secretary

Board Chairperson _____

Board Secretary _____

RUSSELLVILLE INDEPENDENT SCHOOL SYSTEM



PREPAID INVOICE LIST

WARRANT: 041823 04/14/2023

VENDOR	VENDOR NAME	R	DOCUMENT	PO	TYPE	DUE DATE	AMOUNT	VOUCHER	CHECK	COMMENT
CASH ACCOUNT: 10		6101		CASH IN BANK						
141	ELECTRIC PLANT	00000	51217		DD	03/20/2023	2,192.79			13179 ELECTRICITY STMT
5474	GORDON FOOD SER	00000	51285	31244	DD	03/23/2023	2,895.78			13180 SES FOOD/SUPPLIES DELIVERY
5435	ATMOS	00000	51299		DD	03/27/2023	1,483.41			13181 NAT GAS STMT
141	ELECTRIC PLANT	00000	51300		DD	03/27/2023	42.75			13182 ELECTRICITY STMT
141	ELECTRIC PLANT	00000	51301		DD	03/27/2023	5,135.05			13183 ELECTRICITY STMT
5435	ATMOS	00000	51303		DD	03/29/2023	223.14			13184 NAT GAS STMT
5474	GORDON FOOD SER	00000	51341	31257	DD	03/30/2023	2,680.03			13185 SES FOOD/SUPPLIES DELIVERY
5474	GORDON FOOD SER	00000	51342	31272	DD	03/30/2023	5,092.85			13186 SES FOOD/SUPPLIES DELIVERY
141	ELECTRIC PLANT	00000	51345		DD	04/03/2023	1,100.00			13187 FIBER LEASE
141	ELECTRIC PLANT	00000	51370		DD	04/05/2023	11,658.84			13188 ELECTRICITY STMT
5435	ATMOS	00000	51371		DD	04/10/2023	2,527.69			13189 NAT GAS STMT
5474	GORDON FOOD SER	00000	51405	31275	DD	04/13/2023	8,998.11			13191 RHS FOOD/SUPPLIES
5474	GORDON FOOD SER	00000	51406	31309	DD	04/13/2023	1,203.99			13192 SES FOODS/SUPPLIES
5474	GORDON FOOD SER	00000	51409	31311	DD	04/13/2023	3,852.63			13193 SES/RHS FOOD/SUPPLIES
8297	A.M.D.A DISTRIB	00000	51278	256501	INV	03/22/2023	1,598.04			50877 MODA WEST 24 BACKPACKS
5859	BARREN CO BUSIN	00000	51279	31234	INV	03/22/2023	22.39			50878 LEGAL HANGING FOLDERS
8474	BLUEGRASS COMME	00000	51280	31189	INV	03/22/2023	1,730.00			50879 INSTALL TOUCH BAR & GLASS
8011	FAMILY ENRICHME	00000	51281	30969	INV	03/22/2023	7,196.54			50880 LITTEL PANTHERS LEARNER EX
7813	HPS	00000	51284	31270	INV	03/23/2023	3,275.00			50881 HPS MEMBERSHIP ANNUAL DUES
1380	MILAM, JAMES C	00000	51293		INV	03/22/2023	369.12			50882 REIMB GALT HS RM 02/24-02/
8533	MV LEARNING, LL	00000	51282	31247	INV	03/22/2023	2,994.00			50883 LIAISON TRAINING & LICENSE
356	SUPER DUPER INC	00000	51283	31210	INV	03/22/2023	1,295.17			50884 ITEMS FOR SPEECH THERAPY
5390	US BANK	00000	51302		INV	03/27/2023	26,835.75			50885 BOND PAYMENT BD30
155	PNC BANK	00000	51223	31047	INV	03/21/2023	586.47			50886 AASA CONFERENCE- AIRFARE,
155	PNC BANK	00000	51236	31118	INV	03/21/2023	369.12			50886 GALT HOUSE KSBA- 02/23 02/
155	PNC BANK	00000	51239		INV	03/21/2023	381.50			50886 KSBA CONF LOUISVILLE MEAL
155	PNC BANK	00000	51244		INV	03/21/2023	600.00			50886 DETAILING DONE ON VAN
155	PNC BANK	00000	51249	31165	INV	03/21/2023	433.96			50886 AIRFARE FOR DEEPER LEARNIN
155	PNC BANK	00000	51250	31165	INV	03/21/2023	433.96			50886 AIRFARE FOR DEEPER LEARNIN
155	PNC BANK	00000	51251	31165	INV	03/21/2023	433.96			50886 AIRFARE FOR DEEPER LEARNIN
155	PNC BANK	00000	51252	31165	INV	03/21/2023	433.96			50886 AIRFARE FOR DEEPER LEARNIN
155	PNC BANK	00000	51253	31165	INV	03/21/2023	433.96			50886 AIRFARE FOR DEEPER LEARNIN
155	PNC BANK	00000	51255	309906	INV	03/21/2023	626.64			50886 ROOMS FOR STUDENTS FOR KME
155	PNC BANK	00000	51256	309906	INV	03/21/2023	571.05			50886 ROOMS FOR STUDENTS FOR KME
155	PNC BANK	00000	51267	31223	INV	03/21/2023	546.00			50886 GALT HOUSE-KASBO 04/01 M.C
155	PNC BANK	00000	51268	31223	INV	03/21/2023	702.00			50886 GALT HOUSE-KASBO 04/01 M.C
155	PNC BANK	00000	51286	31118	INV	03/21/2023	409.12			50886 GALT HOUSE KSBA- 02/23 02/
155	PNC BANK	00000	51287	31118	INV	03/21/2023	422.12			50886 GALT HOUSE KSBA- 02/23 02/
155	PNC BANK	00000	51289	31168	INV	03/21/2023	657.30			50886 TOWNE PLACE SUITES SAN DIE
155	PNC BANK	00000	51290	31168	INV	03/21/2023	657.30			50886 TOWNE PLACE SUITES SAN DIE
155	PNC BANK	00000	51291	31168	INV	03/21/2023	657.30			50886 TOWNE PLACE SUITES SAN DIE
155	PNC BANK	00000	51292	30947	INV	03/21/2023	613.26			50886 TESTING SETS
155	PNC BANK	00000	51298	256506	INV	03/21/2023	375.05			50886 12PACK OF CRAYOLA 8CT PLAY
155	PNC BANK	00000	51220	31230	INV	03/21/2023	166.98			50887 WIPEBOOK FLIPCHART
155	PNC BANK	00000	51221		INV	03/21/2023	51.25			50887 FINGERPRINTING
155	PNC BANK	00000	51222	31047	INV	03/21/2023	296.55			50887 AASA CONFERENCE- AIRFARE,
155	PNC BANK	00000	51224		INV	03/21/2023	104.00			50887 AASA CONF SAN ANTONIO 02/1

RUSSELLVILLE INDEPENDENT SCHOOL SYSTEM



PREPAID INVOICE LIST

WARRANT: 041823 04/14/2023

VENDOR	VENDOR NAME	R	DOCUMENT	PO	TYPE	DUE DATE	AMOUNT	VOUCHER	CHECK	COMMENT
155	PNC BANK	00000	51226		INV	03/21/2023	74.73			50887 AASA MEAL L. BEGLEY 02/17
155	PNC BANK	00000	51230		INV	03/21/2023	280.02			50887 AASA FLIGHT CHANGE L. BEGL
155	PNC BANK	00000	51237	31118	INV	03/21/2023	369.12			50887 GALT HOUSE KSBA- 02/23 02/
155	PNC BANK	00000	51238		INV	03/21/2023	151.48			50887 KSBA CONF LOUISVILLE MEAL
155	PNC BANK	00000	51246	31065	INV	03/21/2023	313.40			50887 C. KISSELBAUGH, HILTON RM
155	PNC BANK	00000	51247	31066	INV	03/21/2023	313.40			50887 K. JONES, HILTON RM 02/26-
155	PNC BANK	00000	51254	31077	INV	03/21/2023	161.34			50887 HOTEL RESV R.CORNELIUS 02/
155	PNC BANK	00000	51257	309906	INV	03/21/2023	66.00			50887 ROOMS FOR STUDENTS FOR KME
155	PNC BANK	00000	51261	501417	INV	03/21/2023	337.77			50887 1 HOTEL ROOM, 2 NIGHTS FOR
155	PNC BANK	00000	51264	31216	INV	03/21/2023	76.84			50887 FOOD FOR CLASS ROY'S BBQ
155	PNC BANK	00000	51265	256510	INV	03/21/2023	192.00			50887 SLAPPZ MEAL BOUGHT FOR TEA
155	PNC BANK	00000	51270	31225	INV	03/21/2023	64.30			50887 CERTIFIED POSTAGE FOR LETT
155	PNC BANK	00000	51271	31225	INV	03/21/2023	52.58			50887 CERTIFIED POSTAGE FOR LETT
155	PNC BANK	00000	51338	309907	INV	03/21/2023	240.32			50887 ROOMS FOR STUDENTS FOR MUR
155	PNC BANK	00000	51339	309907	INV	03/21/2023	240.32			50887 ROOMS FOR STUDENTS FOR MUR
155	PNC BANK	00000	51340	309907	INV	03/21/2023	240.32			50887 ROOMS FOR STUDENTS FOR MUR
155	PNC BANK	00000	51225		INV	03/21/2023	45.11			50888 AASA MEAL L. BEGLEY 02/15
155	PNC BANK	00000	51227		INV	03/21/2023	47.73			50888 AASA MEAL L. BEGLEY 02/15
155	PNC BANK	00000	51228		INV	03/21/2023	24.50			50888 AASA MEAL L. BEGLEY 02/16
155	PNC BANK	00000	51229		INV	03/21/2023	33.28			50888 AASA MEAL L. BEGLEY 02/16
155	PNC BANK	00000	51231		INV	03/21/2023	19.97			50888 AASA CONF UBER 02/15
155	PNC BANK	00000	51234		INV	03/21/2023	16.97			50888 AASA CONF UBER 02/17
155	PNC BANK	00000	51235		INV	03/21/2023	22.91			50888 AASA CONF UBER 02/18
155	PNC BANK	00000	51242		INV	03/21/2023	14.58			50888 KSBA CONF LOUISVILLE UBER
155	PNC BANK	00000	51243		INV	03/21/2023	19.08			50888 KSBA CONF LOUISVILLE MEAL
155	PNC BANK	00000	51245		INV	03/21/2023	32.96			50888 PIER 17 R. CORNELIUS LOUIS
155	PNC BANK	00000	51259	501417	INV	03/21/2023	16.70			50888 1 HOTEL ROOM, 2 NIGHTS FOR
155	PNC BANK	00000	51260	501417	INV	03/21/2023	29.23			50888 1 HOTEL ROOM, 2 NIGHTS FOR
155	PNC BANK	00000	51262	501417	INV	03/21/2023	12.64			50888 1 HOTEL ROOM, 2 NIGHTS FOR
155	PNC BANK	00000	51266	31155	INV	03/21/2023	15.35			50888 MEAL FOR MEETING
155	PNC BANK	00000	51272		INV	03/21/2023	13.00			50888 KAGE CONF LEXINGTON 02/26-
155	PNC BANK	00000	51273		INV	03/21/2023	13.72			50888 KAGE CONF LEXINGTON 02/26-
155	PNC BANK	00000	51274		INV	03/21/2023	45.00			50888 KAGE CONF LEXINGTON 02/26-
155	PNC BANK	00000	51277		INV	03/21/2023	47.00			50888 KAGE CONF LEXINGTON 02/26-
155	PNC BANK	00000	51296	31211	INV	03/21/2023	20.00			50888 SIMPLIFIED COACHING PLANNI
155	PNC BANK	00000	51297		INV	03/21/2023	17.90			50888 KAGE CONF LEXINGTON 02/27
155	PNC BANK	00000	51232		INV	03/21/2023	5.00			50889 AASA CONF UBER 02/15
155	PNC BANK	00000	51233		INV	03/21/2023	10.67			50889 AASA CONF UBER 02/15
155	PNC BANK	00000	51241		INV	03/21/2023	8.00			50889 KSBA CONF LOUISVILLE UBER
155	PNC BANK	00000	51263	501417	INV	03/21/2023	11.42			50889 1 HOTEL ROOM, 2 NIGHTS FOR
155	PNC BANK	00000	51269	31205	INV	03/21/2023	10.00			50889 CAN
155	PNC BANK	00000	51275		INV	03/21/2023	10.48			50889 KAGE CONF LEXINGTON 02/26-
155	PNC BANK	00000	51276		INV	03/21/2023	5.30			50889 KAGE CONF LEXINGTON 02/26-
7437	AT&T	00001	51343		INV	03/29/2023	.95			50890 CO TELEPHONE USAGE
8251	AT&T	00000	51304		INV	03/29/2023	525.60			50891 MONTHLY TELEPHONE SERV
7641	BOOTH, REX	00000	51306	309958	INV	03/29/2023	265.87			50892 EXPENSES FOR LAW AND FINAN
8333	CANLER	00000	51307	501418	INV	03/29/2023	60.20			50893 140 MILES MILEAGE REIMBURS
8039	CARDWELL, ROBER	00000	51308	501419	INV	03/29/2023	129.00			50894 MILEAGE REIMBURSEMENT (300
1250	CLARK BEVERAGE	00000	51309		INV	03/29/2023	69.30			50895 CO DRINKS

PREPAID INVOICE LIST

WARRANT: 041823 04/14/2023

VENDOR	VENDOR NAME	R	DOCUMENT	PO	TYPE	DUE DATE	AMOUNT	VOUCHER	CHECK	COMMENT
7420	CPS OFFICE PROD	00000	51310	501423	INV	03/29/2023	59.49			50896 BLACK TONER FOR RMS FRONT
8518	CURRICULUM ASSO	00001	51311	31162	INV	03/29/2023	76.05			50897 BRIGANCE SCREENS III
8464	DARRYL GREEN	00000	51312	501420	INV	03/29/2023	23.96			50898 REIMBURSEMENT FOR BULLETIN
8067	DOWLEN, COREY	00000	51314		INV	03/29/2023	88.58			50899 IN DISTRICT MILEAGE MARCH
7749	ELMES, MARTIN	00000	51337	31261	INV	03/29/2023	324.00			50900 COMMUNITY ED BREAD CLASS
8080	ENCORE TECHNOLO	00000	51315	309956	INV	03/29/2023	39,453.30			50901 STUDENT WORKSTATIONS-COMPU
7353	EXTREME NETWORK	00000	51316	30734	INV	03/29/2023	9,475.25			50902 SUMMIT X460-G2 SERIES
1430	FIRST SOUTHERN	00000	51317		INV	03/29/2023	583,527.25			50903 2016 REF BOND PAYMENT
6030	GERALD PRINTING	00000	51318	31206	INV	03/29/2023	199.10			50904 BOARD MEMBER NAME BADGES
6030	GERALD PRINTING	00000	51319	309961	INV	03/29/2023	127.66			50904 ENVELOPES FOR STUDENT MAIL
6030	GERALD PRINTING	00000	51320	309961	INV	03/29/2023	129.31			50904 ENVELOPES FOR STUDENT MAIL
5571	GUFFY, DAVID	00000	51321		INV	03/29/2023	159.06			50905 MILEAGE LOUISVILLE 03/14 &
1245	GUTHRIE, REGINA	00000	51322		INV	03/29/2023	199.00			50906 REIMB NASP CONF VIRTUAL
8311	INSTRUCTURE	00000	51323	31099	INV	03/29/2023	9,190.80			50907 MASTER CONNECT SUBSCRIPT
5830	JKM TRAINING, I	00000	51324	501415	INV	03/29/2023	435.00			50908 REGISTRATION FEE FOR BOBBY
6502	MUTUAL OF OMAHA	00000	51325		INV	03/29/2023	483.47			50909 LIF, AD&D INS
937	ORIENTAL TRADIN	00000	51326	31001	INV	03/29/2023	208.96			50910 CRAFT ITEMS
742	PRO-ED	00000	51327	31201	INV	03/29/2023	293.70			50911 4 EXAMINER RECORD BOOKLETS
6476	R.E.STEVENSON F	00000	51344		INV	03/29/2023	20.54			50912 FAMILY NIGHT MEAL
6420	ROSE, LISA	00000	51328	309950	INV	03/29/2023	921.51			50913 TRAVEL REIMBURSEMENT FOR K
7817	SCHOOL SERVICE,	00000	51329	256527	INV	03/29/2023	345.60			50914 CHANGE OF BUS NOTES TO FIN
8082	SECOND STEP	00000	51330	256514	INV	03/29/2023	841.67			50915 GRADE K-5 CLASSROOM KIT WI
8082	SECOND STEP	00000	51331	256512	INV	03/29/2023	841.66			50915 ITEM #100879 GRADE K,1,2,3
8082	SECOND STEP	00000	51332	256513	INV	03/29/2023	841.66			50915 GRADES K-5 CLASSROOM WITH
8109	SHOEMAKE TRUCK	00000	51333	31256	INV	03/29/2023	600.00			50916 TOW BUS #27
7304	VEI COMMUNICATI	00000	51334		INV	03/29/2023	231.00			50917 MONTHLY COM SYS RENTAL
730	WHITE, MICHELE	00000	51335		INV	03/29/2023	22.17			50918 SAFETY TRAINING MEETING BR
8138	WILSON, DEBBIE	00000	51336	31242	INV	03/29/2023	325.00			50919 COMMUNITY ED CAKE DECORATI
1539	WALMART COMMUNI	00000	51347	309934	INV	04/03/2023	56.88			50920 CLOTHES AND OTHER SUPPLIES
1539	WALMART COMMUNI	00000	51348	309934	INV	04/03/2023	53.96			50920 CLOTHES AND OTHER SUPPLIES
1539	WALMART COMMUNI	00000	51349	309936	INV	04/03/2023	298.28			50920 CHIPS, DRINKS, WATER CANDY
1539	WALMART COMMUNI	00000	51350	309936	INV	04/03/2023	26.50			50920 CHIPS, DRINKS, WATER CANDY
1539	WALMART COMMUNI	00000	51351	309974	INV	04/03/2023	223.84			50920 PRIZES FOR ST PATRICKS DAY
1539	WALMART COMMUNI	00000	51352	309975	INV	04/03/2023	48.00			50920 CLOTHES, GIVEAWAY ITEMS, A
1539	WALMART COMMUNI	00000	51353	309975	INV	04/03/2023	124.90			50920 CLOTHES, GIVEAWAY ITEMS, A
1539	WALMART COMMUNI	00000	51354	309975	INV	04/03/2023	140.28			50920 CLOTHES, GIVEAWAY ITEMS, A
1539	WALMART COMMUNI	00000	51355	30612	INV	04/03/2023	151.61			50920 LITTLE PANTHERN ACAD SUPPL
1539	WALMART COMMUNI	00000	51356	30612	INV	04/03/2023	207.90			50920 LITTLE PANTHERN ACAD SUPPL
1539	WALMART COMMUNI	00000	51357	256300	INV	04/03/2023	37.00			50920 SUPPLIES
1539	WALMART COMMUNI	00000	51358	256300	INV	04/03/2023	270.09			50920 SUPPLIES
1539	WALMART COMMUNI	00000	51359	31178	INV	04/03/2023	135.32			50920 MISCELANIOUS ITEMS FOR TES
1539	WALMART COMMUNI	00000	51361	256516	INV	04/03/2023	46.92			50920 4 BAGS OF POOTING SOIL MIX
1539	WALMART COMMUNI	00000	51363	256526	INV	04/03/2023	290.14			50920 UNTIL KNIFE CHEF KNIFE RIT
1539	WALMART COMMUNI	00000	51364	256300	INV	04/03/2023	54.94			50920 SUPPLIES
1539	WALMART COMMUNI	00000	51365	256508	INV	04/03/2023	249.47			50920 CLASSROOM OFFICE SUPPLIES F
1539	WALMART COMMUNI	00000	51366	501424	INV	04/03/2023	66.59			50920 CARD STOCK AND GALLON SLID
1539	WALMART COMMUNI	00000	51368	501422	INV	04/03/2023	53.19			50920 SUPPLIES PURCHASED FOR SS
1539	WALMART COMMUNI	00000	51369	501416	INV	04/03/2023	92.13			50920 SUPPLIES PURCHASED FOR V.
1539	WALMART COMMUNI	00000	51346	309934	INV	04/03/2023	21.00			50921 CLOTHES AND OTHER SUPPLIES

PREPAID INVOICE LIST

WARRANT: 041823 04/14/2023

VENDOR	VENDOR NAME	R	DOCUMENT	PO	TYPE	DUE DATE	AMOUNT	VOUCHER	CHECK	COMMENT
1539	WALMART COMMUNI	00000	51362	256516	INV	04/03/2023	14.76			50921 4 BAGS OF POOTING SOIL MIX
1539	WALMART COMMUNI	00000	51367	501425	INV	04/03/2023	25.18			50921 RMS TEACHER LOUNGE SUPPLIE
8534	A LITTLE PARK P	00000	51398	31253	INV	04/12/2023	800.00			50922 AUTHOR VISIT TO SES
8073	AMAZON CAPITAL	00000	51373	31154	INV	03/31/2023	690.93			50923 NOTEBOOKS, TOTES, TUMBLERS
8073	AMAZON CAPITAL	00000	51374	256497	INV	03/31/2023	787.74			50923 30PACK SCISSORS CRAYOLA CO
8073	AMAZON CAPITAL	00000	51375	31173	INV	03/31/2023	1,198.25			50923 PRESCHOOL BOOKS
8073	AMAZON CAPITAL	00000	51376	256476	INV	03/31/2023	27.98			50923 BACKDROP TO HAVE FOR STUDE
8073	AMAZON CAPITAL	00000	51377	256496	INV	03/31/2023	853.69			50923 IKAYAS 100PC PENCIL POUCHE
8073	AMAZON CAPITAL	00000	51378	256487	INV	03/31/2023	248.97			50923 10 PLASTIC BELL MALLET DRU
8073	AMAZON CAPITAL	00000	51379	256480	INV	03/31/2023	104.98			50923 PENICL SHARPER 15 DRAWER R
8073	AMAZON CAPITAL	00000	51380	256488	INV	03/31/2023	73.33			50923 12PACK OF 24 COUNT CRAYONS
8073	AMAZON CAPITAL	00000	51381	256463	INV	03/31/2023	.99			50923 99PACK KID SCISSOR BULK 3
8073	AMAZON CAPITAL	00000	51382	256456	INV	03/31/2023	5.99			50923 LEARNING RESOURCE INTERLOC
8073	AMAZON CAPITAL	00000	51454	30719	INV	04/13/2023	220.52			50923 PARTS TO REPAIR DISHWASHER
1432	ARAMARK	00000	51426		INV	04/12/2023	45.85			50924 UNIFORMS WK 03/07
1432	ARAMARK	00000	51427		INV	04/12/2023	45.85			50924 UNIFORMS WK 03/14
1432	ARAMARK	00000	51428		INV	04/12/2023	45.85			50924 UNIFORMS WK 03/21
1432	ARAMARK	00000	51429		INV	04/12/2023	45.85			50924 UNIFORMS WK 03/28
8000	ARNOLD, MAX & S	00000	51383		INV	03/31/2023	1,054.07			50925 MONTHLY DIESEL MANIT. & BU
133	AT&T	00000	51415		INV	04/12/2023	613.24			50926 MONTHLY TELEPHONE SERV
5859	BARREN CO BUSIN	00000	51416	31315	INV	04/12/2023	234.23			50927 TONER, ENEVELOPES, STAPLES,
7087	BEHM, HOLLY	00000	51417		INV	04/12/2023	79.12			50928 MILEAGE GRREC 02/22 & 02/2
7087	BEHM, HOLLY	00000	51418		INV	04/12/2023	79.12			50928 MILEAGE TO GRREC 03/28 & 0
7641	BOOTH, REX	00000	51455	309965	INV	04/14/2023	626.96			50929 AIRLINE TO LAS VEGAS FOR P
1258	CAYCE MILL SUPP	00000	51411	30862	INV	04/13/2023	208.17			50930 SES ICE MACHINE PARTS
8464	DARRYL GREEN	00000	49967	501382	INV	10/31/2022	42.44			50931 MILEAGE REIMBURSEMENT: 10
8464	DARRYL GREEN	00000	49968	501382	INV	10/31/2022	70.52			50931 MILEAGE REIMBURSEMENT: 10
7124	ENGLISH LUCAS P	00000	51425		INV	04/12/2023	564.00			50932 LEGAL SERV RENDERED MARCH
221	FARMERS HARDWAR	00000	51407	31188	INV	04/12/2023	98.46			50933 TOOL SUPPLIES
221	FARMERS HARDWAR	00000	51408	31028	INV	04/12/2023	179.98			50933 KEYS, 55 GAL CONTAINER
221	FARMERS HARDWAR	00000	51410	31028	INV	04/12/2023	44.80			50933 KEYS, 55 GAL CONTAINER
221	FARMERS HARDWAR	00000	51413	30990	INV	04/12/2023	422.71			50933 MAINT SUPPLIES FOR RHS & R
6641	FRYSCKY, INC	00000	51419	256295	INV	04/12/2023	60.00			50934 ANNUAL MEMBURSHIP DUES
167	GRREC	00000	51385	30677	INV	03/31/2023	100.00			50935 NEW TEACHER IEP PD- G.RING
167	GRREC	00000	51402	31181	INV	04/12/2023	140.00			50935 JOB FAIR REG
8303	HARTMAN	00000	51432		INV	04/12/2023	359.70			50936 IN DISTRICT MILEAGE JAN -M
8089	IHN CONTRACTING	00000	51420	31281	INV	04/12/2023	1,460.00			50937 REPAIR TO BASEBALL LINE TO
1113	JONES SCHOOL SU	00000	51431	31207	INV	04/12/2023	1,485.12			50938 MEDALS TO BE GIVEN FOR AWA
11	KASA	00000	51386	256270	INV	03/31/2023	469.00			50939 KASA DUES ANNUL LEADERSHIP
6261	KERR OFFICE PRO	00001	51388	31221	INV	03/31/2023	2,828.00			50940 LARGE FORMAT PRINTER
6261	KERR OFFICE PRO	00001	51389	31221	INV	03/31/2023	868.75			50940 LARGE FORMAT PRINTER
7784	KISSELBAUGH, KA	00000	51430		INV	04/12/2023	1,769.04			50941 CONSULTANT FOR MARCH
112	KSBA UNEMPLOYME	00000	51403		INV	04/12/2023	10,876.59			50942 1ST QTR 2023
128	LOGAN COUNTY BO	00000	51390		INV	03/31/2023	14,736.77			50943 BUS SERVICES
128	LOGAN COUNTY BO	00000	51391		INV	03/31/2023	1,672.40			50943 VISUALLY IMPAIRED SERV
5250	MIDSOUTH FILTER	00000	51421		INV	04/12/2023	878.60			50944 AIR HANDLERS
8528	MORRIS COMPLETE	00000	51404	31033	INV	04/12/2023	450.00			50945 LABOR TO FIELD WORK
8455	MURFREESBORO PU	00000	51412	31308	INV	04/13/2023	407.04			50946 SES/RHS ICE CREAM DELIVERY
5317	NCS PEARSON INC	00000	51399	30970	INV	04/12/2023	1,091.60			50947 TESTING MATERIAL SES & RMS

PREPAID INVOICE LIST

WARRANT: 041823 04/14/2023

VENDOR	VENDOR NAME	R	DOCUMENT	PO	TYPE	DUE DATE	AMOUNT	VOUCHER	CHECK	COMMENT
5317	NCS PEARSON INC	00000	51400	30970	INV	04/12/2023	956.00			50947 TESTING MATERIAL SES & RMS
332	OAK 'N IVY, INC	00000	51422	256525	INV	04/12/2023	55.00			50948 FRESH ARRANGMENT FOR ROBIN
332	OAK 'N IVY, INC	00000	51423	256525	INV	04/12/2023	22.50			50948 FRESH ARRANGMENT FOR ROBIN
5978	ORKIN, INC.	00000	51439		INV	04/12/2023	101.05			50949 PEST SERV
5978	ORKIN, INC.	00000	51440		INV	04/12/2023	87.96			50949 PEST SERV
5978	ORKIN, INC.	00000	51441		INV	04/12/2023	50.34			50949 PEST SERV
5978	ORKIN, INC.	00000	51442		INV	04/12/2023	58.84			50949 PEST SERV
5978	ORKIN, INC.	00000	51443		INV	04/12/2023	51.95			50949 PEST SERV
5978	ORKIN, INC.	00000	51444		INV	04/12/2023	95.00			50949 PEST SERV
5978	ORKIN, INC.	00000	51447		INV	04/12/2023	87.96			50949 PEST SERV
5978	ORKIN, INC.	00000	51448		INV	04/12/2023	178.34			50949 PEST SERV
5978	ORKIN, INC.	00000	51449		INV	04/12/2023	95.00			50949 PEST SERV
6152	PATTERSON, LOVI	00000	51424		INV	04/12/2023	633.98			50950 REIMB FOR CASSBA CONF TAMP
5910	PRAIRIE FARMS	00000	51414	31307	INV	04/13/2023	5,362.56			50951 SES/RHS MILK DELIVERY
8117	PRIORITY PRIMAR	00000	51445		INV	04/12/2023	180.00			50952 NEW EMPLOYEE PHYSICALS
8289	PYE-BARKER	00000	51392		INV	03/31/2023	1,800.00			50953 R21C FIRE ALARM INSPECT
8175	QUADIANT FINANC	00000	51446		INV	04/12/2023	500.00			50954 POSTAGE ADDED
8175	QUADIANT FINANC	00000	51450		INV	04/12/2023	77.12			50954 POSTAGE ADDED
1563	RENAISSANCE LEA	00000	51393	31254	INV	03/31/2023	1,973.50			50955 K-3 STAR PHONICS SUBSCRIPT
7937	RULER FOODS	00000	51433	309976	INV	04/12/2023	128.68			50956 FAMILY NEED GROCERIES
7937	RULER FOODS	00000	51434	309959	INV	04/12/2023	88.86			50956 SUPPLIES FOR FACS CLASSROO
7937	RULER FOODS	00000	51435	309959	INV	04/12/2023	70.85			50956 SUPPLIES FOR FACS CLASSROO
7937	RULER FOODS	00000	51436	309959	INV	04/12/2023	105.75			50956 SUPPLIES FOR FACS CLASSROO
7937	RULER FOODS	00000	51437	309886	INV	04/12/2023	127.87			50956 GROCERIES FOR A FAMILY
172	RUSSELLVILLE RO	00000	51451		INV	04/12/2023	141.00			50957 DUES, NEW BADGE & GUEST ME
8168	SCHOLASTIC INC	00000	51453	31183	INV	04/12/2023	6,746.43			50958 CLASSROOM BOOKS PRESCHOOL
7051	SCOTT WASTE SER	00000	51394		INV	03/31/2023	124.89			50959 DUMPSTER SERV
7051	SCOTT WASTE SER	00000	51395		INV	03/31/2023	83.25			50959 DUMPSTER SERV
7051	SCOTT WASTE SER	00000	51396		INV	03/31/2023	624.44			50959 DUMPSTER SERV
7051	SCOTT WASTE SER	00000	51397		INV	03/31/2023	624.44			50959 DUMPSTER SERV
7051	SCOTT WASTE SER	00000	51452		INV	04/12/2023	166.51			50959 DUMPSTER SERV
231	STOWE, GORDON &	00000	51384	31273	INV	03/31/2023	179.55			50960 3 AUDIO DEVICES CALIBRATED
8466	TATRICA OSBORNE	00000	51438	31297	INV	04/12/2023	45.49			50961 REIMB MILEAGE TO GRREC 03/
							833,085.18	CASH ACCOUNT	10	6101 TOTAL