


CAMPBELLSVILLE HIGH SCHOOL
School Activity Fund
Financial Report

From Date:	3/1/2023
To Date:	03/31/2023

Acct	Activity Account	Beg. Bal.	Recpt/JV	Disb/JV	Transfer In	Transfer Out	End. Bal.
722	CLASS OF 2022	\$0.01	\$0.00	\$ 0.00	\$0.00	\$0.00	\$0.01
	Group Total:	\$0.01	\$0.00	\$ 0.00	\$0.00	\$0.00	\$0.01
723	CLASS OF 2024	\$4.84	\$0.00	\$ 0.00	\$0.00	\$0.00	\$4.84
	Group Total:	\$4.84	\$0.00	\$ 0.00	\$0.00	\$0.00	\$4.84
800	ANN FRAME	\$0.00	\$0.00	\$ 0.00	\$0.00	\$0.00	\$0.00
	Group Total:	\$0.00	\$0.00	\$ 0.00	\$0.00	\$0.00	\$0.00
801	CLASS OF 2025	\$88.25	\$0.00	\$ 0.00	\$0.00	\$0.00	\$88.25
	Group Total:	\$88.25	\$0.00	\$ 0.00	\$0.00	\$0.00	\$88.25
802	CLASS OF 2026	\$22.55	\$0.00	\$ 0.00	\$0.00	\$0.00	\$22.55
	Group Total:	\$22.55	\$0.00	\$ 0.00	\$0.00	\$0.00	\$22.55
Grand Total:		\$55,630.67	\$63,959.51	\$(35,324.72)	\$25,634.99	\$(25,634.99)	\$84,265.46

I have reviewed the above ledger report and attached reports for the current month. I find them accurate and complete to the best of my knowledge.

Bookkeeper:  Date: 4/10/23

Principal:  Date: 4/10/23

School Activity Fund
Financial Report

From Date:	3/1/2023
To Date:	03/31/2023

Acct	Activity Account	Beg. Bal.	Recpt/JV	Disb/JV	Transfer In	Transfer Out	End. Bal.
100	GENERAL FUND	(\$124.30)	\$284.00	\$(264.00)	\$0.00	\$0.00	(\$104.30)
	Group Total:	(\$124.30)	\$284.00	\$(264.00)	\$0.00	\$0.00	(\$104.30)
101	GOOD BEHAVIOR AWA	\$23.47	\$0.00	\$ 0.00	\$0.00	\$0.00	\$23.47
	Group Total:	\$23.47	\$0.00	\$ 0.00	\$0.00	\$0.00	\$23.47
102	PICTURES	\$0.00	\$0.00	\$ 0.00	\$0.00	\$0.00	\$0.00
	Group Total:	\$0.00	\$0.00	\$ 0.00	\$0.00	\$0.00	\$0.00
103	TEXTBOOK	\$98.36	\$0.00	\$ 0.00	\$0.00	\$0.00	\$98.36
	Group Total:	\$98.36	\$0.00	\$ 0.00	\$0.00	\$0.00	\$98.36
105	CREDIT RECOVERY	\$0.00	\$0.00	\$ 0.00	\$0.00	\$0.00	\$0.00
	Group Total:	\$0.00	\$0.00	\$ 0.00	\$0.00	\$0.00	\$0.00
107	FIELD TRIPS	\$16.68	\$0.00	\$ 0.00	\$0.00	\$0.00	\$16.68
	Group Total:	\$16.68	\$0.00	\$ 0.00	\$0.00	\$0.00	\$16.68
201	STAFF SNACKS AND DI	\$140.91	\$0.00	\$ 0.00	\$0.00	\$0.00	\$140.91
	Group Total:	\$140.91	\$0.00	\$ 0.00	\$0.00	\$0.00	\$140.91
203	STAFF FUND	\$40.00	\$0.00	\$(445.46)	\$0.00	\$0.00	(\$405.46)
	Group Total:	\$40.00	\$0.00	\$(445.46)	\$0.00	\$0.00	(\$405.46)
210	CULINARY/FOODS	\$1,206.69	\$722.00	\$(518.23)	\$0.00	\$0.00	\$1,410.46
	Group Total:	\$1,206.69	\$722.00	\$(518.23)	\$0.00	\$0.00	\$1,410.46
220	ESPORTS	\$131.14	\$0.00	\$(720.00)	\$500.00	\$0.00	(\$88.86)
	Group Total:	\$131.14	\$0.00	\$(720.00)	\$500.00	\$0.00	(\$88.86)
298	FFA RODEO	\$1,557.78	\$0.00	\$ 0.00	\$0.00	\$0.00	\$1,557.78
	Group Total:	\$1,557.78	\$0.00	\$ 0.00	\$0.00	\$0.00	\$1,557.78
299	FFA	(\$433.83)	\$940.00	\$(4,395.45)	\$0.00	\$0.00	(\$3,889.28)
	Group Total:	(\$433.83)	\$940.00	\$(4,395.45)	\$0.00	\$0.00	(\$3,889.28)
300	HONOR SOCIETY	(\$92.82)	\$271.00	\$ 0.00	\$0.00	\$0.00	\$178.18
	Group Total:	(\$92.82)	\$271.00	\$ 0.00	\$0.00	\$0.00	\$178.18
301	ACADEMIC TEAM	(\$213.39)	\$110.00	\$(112.50)	\$0.00	\$0.00	(\$215.89)
	Group Total:	(\$213.39)	\$110.00	\$(112.50)	\$0.00	\$0.00	(\$215.89)
302	GIFTED AND TALENTEI	\$0.53	\$0.00	\$ 0.00	\$0.00	\$0.00	\$0.53
	Group Total:	\$0.53	\$0.00	\$ 0.00	\$0.00	\$0.00	\$0.53
303	gLOBAL EXPLORERS	\$480.00	\$0.00	\$ 0.00	\$0.00	\$0.00	\$480.00
	Group Total:	\$480.00	\$0.00	\$ 0.00	\$0.00	\$0.00	\$480.00
304	FCA	\$4.67	\$0.00	\$ 0.00	\$0.00	\$0.00	\$4.67
	Group Total:	\$4.67	\$0.00	\$ 0.00	\$0.00	\$0.00	\$4.67
305	BAND	(\$117.48)	\$0.00	\$ 0.00	\$0.00	\$(34.99)	(\$152.47)
	Group Total:	(\$117.48)	\$0.00	\$ 0.00	\$0.00	\$(34.99)	(\$152.47)
306	FCS CLASS ACCT	(\$107.11)	\$0.00	\$ 0.00	\$0.00	\$0.00	(\$107.11)
	Group Total:	(\$107.11)	\$0.00	\$ 0.00	\$0.00	\$0.00	(\$107.11)
307	PEP CLUB	\$457.41	\$0.00	\$(60.00)	\$0.00	\$0.00	\$397.41
	Group Total:	\$457.41	\$0.00	\$(60.00)	\$0.00	\$0.00	\$397.41
308	KYA	\$0.00	\$0.00	\$ 0.00	\$0.00	\$0.00	\$0.00

**School Activity Fund
Financial Report**

From Date:	3/1/2023
To Date:	03/31/2023

Acct	Activity Account	Beg. Bal.	Recpt/JV	Disb/JV	Transfer In	Transfer Out	End. Bal.
	Group Total:	\$0.00	\$0.00	\$ 0.00	\$0.00	\$0.00	\$0.00
309	Y CLUB	(\$295.01)	\$0.00	\$ 0.00	\$0.00	\$0.00	(\$295.01)
	Group Total:	(\$295.01)	\$0.00	\$ 0.00	\$0.00	\$0.00	(\$295.01)
310	FFA	\$0.00	\$0.00	\$ 0.00	\$0.00	\$0.00	\$0.00
	Group Total:	\$0.00	\$0.00	\$ 0.00	\$0.00	\$0.00	\$0.00
311	STUDENT COUNCIL	\$2.20	\$0.00	\$ 0.00	\$0.00	\$0.00	\$2.20
	Group Total:	\$2.20	\$0.00	\$ 0.00	\$0.00	\$0.00	\$2.20
312	BETA	\$524.87	\$0.00	\$(215.29)	\$0.00	\$0.00	\$309.58
	Group Total:	\$524.87	\$0.00	\$(215.29)	\$0.00	\$0.00	\$309.58
315	NATIONAL HONOR ART	\$66.03	\$750.00	\$ 0.00	\$0.00	\$0.00	\$816.03
	Group Total:	\$66.03	\$750.00	\$ 0.00	\$0.00	\$0.00	\$816.03
316	FCCLA	(\$150.71)	\$637.00	\$ 0.00	\$0.00	\$0.00	\$486.29
	Group Total:	(\$150.71)	\$637.00	\$ 0.00	\$0.00	\$0.00	\$486.29
317	DRAMA CLUB	\$0.00	\$0.00	\$ 0.00	\$0.00	\$0.00	\$0.00
	Group Total:	\$0.00	\$0.00	\$ 0.00	\$0.00	\$0.00	\$0.00
320	AGRICULTURE	\$0.00	\$0.00	\$ 0.00	\$0.00	\$0.00	\$0.00
	Group Total:	\$0.00	\$0.00	\$ 0.00	\$0.00	\$0.00	\$0.00
325	GREENHOUSE	(\$663.99)	\$0.00	\$ 0.00	\$0.00	\$0.00	(\$663.99)
	Group Total:	(\$663.99)	\$0.00	\$ 0.00	\$0.00	\$0.00	(\$663.99)
400	FMD CLASS	\$117.74	\$0.00	\$ 0.00	\$0.00	\$0.00	\$117.74
	Group Total:	\$117.74	\$0.00	\$ 0.00	\$0.00	\$0.00	\$117.74
401	STLP	\$106.08	\$0.00	\$ 0.00	\$0.00	\$0.00	\$106.08
	Group Total:	\$106.08	\$0.00	\$ 0.00	\$0.00	\$0.00	\$106.08
402	PERFORMING ARTS	\$134.06	\$0.00	\$(317.57)	\$0.00	\$0.00	(\$183.51)
	Group Total:	\$134.06	\$0.00	\$(317.57)	\$0.00	\$0.00	(\$183.51)
415	EAGLE KROGER	\$120.06	\$1,290.50	\$ 0.00	\$0.00	\$0.00	\$1,410.56
	Group Total:	\$120.06	\$1,290.50	\$ 0.00	\$0.00	\$0.00	\$1,410.56
500	ATHLETICS	(\$18,414.09)	\$24.08	\$(3,868.85)	\$0.00	\$0.00	(\$22,258.86)
	Group Total:	(\$18,414.09)	\$24.08	\$(3,868.85)	\$0.00	\$0.00	(\$22,258.86)
501	BOYS BASKETBALL	(\$2,495.77)	\$4,690.00	\$(2,694.14)	\$1,000.00	\$0.00	\$500.09
	Group Total:	(\$2,495.77)	\$4,690.00	\$(2,694.14)	\$1,000.00	\$0.00	\$500.09
502	GIRLS BASKETBALL	(\$732.95)	\$0.00	\$(427.34)	\$1,000.00	\$0.00	(\$160.29)
	Group Total:	(\$732.95)	\$0.00	\$(427.34)	\$1,000.00	\$0.00	(\$160.29)
503	FOOTBALL	(\$10,917.80)	\$0.00	\$ 0.00	\$12,000.00	\$0.00	\$1,082.20
	Group Total:	(\$10,917.80)	\$0.00	\$ 0.00	\$12,000.00	\$0.00	\$1,082.20
504	TENNIS	\$1,401.94	\$580.00	\$(1,429.74)	\$500.00	\$0.00	\$1,052.20
	Group Total:	\$1,401.94	\$580.00	\$(1,429.74)	\$500.00	\$0.00	\$1,052.20
505	BOYS GOLF	\$1,040.85	\$0.00	\$ 0.00	\$0.00	\$0.00	\$1,040.85
	Group Total:	\$1,040.85	\$0.00	\$ 0.00	\$0.00	\$0.00	\$1,040.85
506	VOLLEYBALL	\$1,812.66	\$0.00	\$ 0.00	\$0.00	\$0.00	\$1,812.66
	Group Total:	\$1,812.66	\$0.00	\$ 0.00	\$0.00	\$0.00	\$1,812.66

CAMPBELLVILLE HIGH SCHOOL
School Activity Fund
Financial Report

From Date:	3/1/2023
To Date:	03/31/2023

<u>Acct</u>	<u>Activity Account</u>	<u>Beg. Bal.</u>	<u>Recpt/JV</u>	<u>Disb/JV</u>	<u>Transfer In</u>	<u>Transfer Out</u>	<u>End. Bal.</u>
507	FISHING TEAM	\$4,225.47	\$500.00	\$(96.00)	\$0.00	\$0.00	\$4,629.47
	Group Total:	\$4,225.47	\$500.00	\$(96.00)	\$0.00	\$0.00	\$4,629.47
508	TRACK	\$271.59	\$0.00	\$(1,500.00)	\$600.00	\$0.00	\$(628.41)
	Group Total:	\$271.59	\$0.00	\$(1,500.00)	\$600.00	\$0.00	\$(628.41)
509	CROSSCOUNTRY	\$(43.09)	\$0.00	\$ 0.00	\$100.00	\$0.00	\$56.91
	Group Total:	\$(43.09)	\$0.00	\$ 0.00	\$100.00	\$0.00	\$56.91
510	BOWLING TEAM	\$(445.40)	\$0.00	\$(1,204.61)	\$1,000.00	\$0.00	\$(650.01)
	Group Total:	\$(445.40)	\$0.00	\$(1,204.61)	\$1,000.00	\$0.00	\$(650.01)
511	BASEBALL	\$6,935.22	\$32,570.32	\$(10,704.89)	\$1,500.00	\$0.00	\$30,300.65
	Group Total:	\$6,935.22	\$32,570.32	\$(10,704.89)	\$1,500.00	\$0.00	\$30,300.65
512	SOFTBALL	\$9,604.57	\$7,540.16	\$(3,423.85)	\$3,934.99	\$0.00	\$17,655.87
	Group Total:	\$9,604.57	\$7,540.16	\$(3,423.85)	\$3,934.99	\$0.00	\$17,655.87
513	SWIM TEAM	\$211.72	\$0.00	\$(160.41)	\$0.00	\$0.00	\$51.31
	Group Total:	\$211.72	\$0.00	\$(160.41)	\$0.00	\$0.00	\$51.31
514	SOCCER	\$2,706.01	\$0.00	\$ 0.00	\$1,000.00	\$0.00	\$3,706.01
	Group Total:	\$2,706.01	\$0.00	\$ 0.00	\$1,000.00	\$0.00	\$3,706.01
515	CHEERLEADERS	\$1,457.99	\$330.00	\$ 0.00	\$0.00	\$0.00	\$1,787.99
	Group Total:	\$1,457.99	\$330.00	\$ 0.00	\$0.00	\$0.00	\$1,787.99
516	ALL A EVENTS	\$0.00	\$0.00	\$ 0.00	\$0.00	\$0.00	\$0.00
	Group Total:	\$0.00	\$0.00	\$ 0.00	\$0.00	\$0.00	\$0.00
517	HEARTLAND CONFERE	\$1,201.50	\$0.00	\$ 0.00	\$0.00	\$0.00	\$1,201.50
	Group Total:	\$1,201.50	\$0.00	\$ 0.00	\$0.00	\$0.00	\$1,201.50
518	ATHLETIC SPECIAL EVI	\$14,448.45	\$2,521.29	\$(92.82)	\$0.00	\$0.00	\$16,876.92
	Group Total:	\$14,448.45	\$2,521.29	\$(92.82)	\$0.00	\$0.00	\$16,876.92
519	YOUTH FOOTBALL	\$0.45	\$0.00	\$ 0.00	\$0.00	\$0.00	\$0.45
	Group Total:	\$0.45	\$0.00	\$ 0.00	\$0.00	\$0.00	\$0.45
520	PURPLE PRIDE CLUB	\$28,460.48	\$149.20	\$ 0.00	\$0.00	\$(2,400.00)	\$26,209.68
	Group Total:	\$28,460.48	\$149.20	\$ 0.00	\$0.00	\$(2,400.00)	\$26,209.68
521	20th dISTRICT EVENTS	\$0.00	\$0.00	\$ 0.00	\$0.00	\$0.00	\$0.00
	Group Total:	\$0.00	\$0.00	\$ 0.00	\$0.00	\$0.00	\$0.00
522	ATHLETIC SWEEP ACC	\$36,584.50	\$4,124.96	\$(2,183.00)	\$0.00	\$(23,200.00)	\$15,326.46
	Group Total:	\$36,584.50	\$4,124.96	\$(2,183.00)	\$0.00	\$(23,200.00)	\$15,326.46
523	CLASS OF 2023	\$50.00	\$0.00	\$ 0.00	\$0.00	\$0.00	\$50.00
	Group Total:	\$50.00	\$0.00	\$ 0.00	\$0.00	\$0.00	\$50.00
524	HALL OF FAME	\$(2,058.37)	\$0.00	\$(490.57)	\$2,500.00	\$0.00	\$(48.94)
	Group Total:	\$(2,058.37)	\$0.00	\$(490.57)	\$2,500.00	\$0.00	\$(48.94)
525	ATHLETIC TRAINING	\$(959.35)	\$0.00	\$ 0.00	\$0.00	\$0.00	\$(959.35)
	Group Total:	\$(959.35)	\$0.00	\$ 0.00	\$0.00	\$0.00	\$(959.35)
526	ARBITER	\$(27,833.00)	\$0.00	\$ 0.00	\$0.00	\$0.00	\$(27,833.00)
	Group Total:	\$(27,833.00)	\$0.00	\$ 0.00	\$0.00	\$0.00	\$(27,833.00)
531	START UP ACCOUNT	\$(300.00)	\$200.00	\$ 0.00	\$0.00	\$0.00	\$(100.00)

**School Activity Fund
Financial Report**

From Date:	3/1/2023
To Date:	03/31/2023

<u>Acct</u>	<u>Activity Account</u>	<u>Beg. Bal.</u>	<u>Recpt/JV</u>	<u>Disb/JV</u>	<u>Transfer In</u>	<u>Transfer Out</u>	<u>End. Bal.</u>
	Group Total:	(\$300.00)	\$200.00	\$ 0.00	\$0.00	\$0.00	(\$100.00)
551	BOYS BSKTBALL FUND	\$0.00	\$0.00	\$ 0.00	\$0.00	\$0.00	\$0.00
	Group Total:	\$0.00	\$0.00	\$ 0.00	\$0.00	\$0.00	\$0.00
552	GIRLS BSKTBALL FUND	\$0.00	\$0.00	\$ 0.00	\$0.00	\$0.00	\$0.00
	Group Total:	\$0.00	\$0.00	\$ 0.00	\$0.00	\$0.00	\$0.00
553	FOOTBALL FUNDRAISE	\$0.00	\$0.00	\$ 0.00	\$0.00	\$0.00	\$0.00
	Group Total:	\$0.00	\$0.00	\$ 0.00	\$0.00	\$0.00	\$0.00
556	VOLLEYBALL FUNDRAISE	\$0.00	\$0.00	\$ 0.00	\$0.00	\$0.00	\$0.00
	Group Total:	\$0.00	\$0.00	\$ 0.00	\$0.00	\$0.00	\$0.00
561	BASEBALL FUNDRAISE	\$0.00	\$0.00	\$ 0.00	\$0.00	\$0.00	\$0.00
	Group Total:	\$0.00	\$0.00	\$ 0.00	\$0.00	\$0.00	\$0.00
562	SOFTBALL FUNDRAISE	\$0.00	\$0.00	\$ 0.00	\$0.00	\$0.00	\$0.00
	Group Total:	\$0.00	\$0.00	\$ 0.00	\$0.00	\$0.00	\$0.00
564	SOCCER FUNDRAISER	\$0.00	\$0.00	\$ 0.00	\$0.00	\$0.00	\$0.00
	Group Total:	\$0.00	\$0.00	\$ 0.00	\$0.00	\$0.00	\$0.00
565	GIRLS GOLF	\$0.00	\$0.00	\$ 0.00	\$0.00	\$0.00	\$0.00
	Group Total:	\$0.00	\$0.00	\$ 0.00	\$0.00	\$0.00	\$0.00
589	BASKETBALL CONCESSIONS	\$0.00	\$0.00	\$ 0.00	\$0.00	\$0.00	\$0.00
	Group Total:	\$0.00	\$0.00	\$ 0.00	\$0.00	\$0.00	\$0.00
590	SOFTBALL CONCESSIONS	\$0.00	\$0.00	\$ 0.00	\$0.00	\$0.00	\$0.00
	Group Total:	\$0.00	\$0.00	\$ 0.00	\$0.00	\$0.00	\$0.00
591	BASEBALL CONCESSIONS	\$0.00	\$0.00	\$ 0.00	\$0.00	\$0.00	\$0.00
	Group Total:	\$0.00	\$0.00	\$ 0.00	\$0.00	\$0.00	\$0.00
592	VOLLEYBALL CONCESSIONS	\$0.00	\$0.00	\$ 0.00	\$0.00	\$0.00	\$0.00
	Group Total:	\$0.00	\$0.00	\$ 0.00	\$0.00	\$0.00	\$0.00
593	SOCCER CONCESSION	\$0.00	\$0.00	\$ 0.00	\$0.00	\$0.00	\$0.00
	Group Total:	\$0.00	\$0.00	\$ 0.00	\$0.00	\$0.00	\$0.00
600	YEARBOOK	\$1,081.16	\$0.00	\$ 0.00	\$0.00	\$0.00	\$1,081.16
	Group Total:	\$1,081.16	\$0.00	\$ 0.00	\$0.00	\$0.00	\$1,081.16
601	COUNSELOR	\$97.24	\$885.00	\$ 0.00	\$0.00	\$0.00	\$982.24
	Group Total:	\$97.24	\$885.00	\$ 0.00	\$0.00	\$0.00	\$982.24
602	MEDIA CENTER	\$58.57	\$0.00	\$ 0.00	\$0.00	\$0.00	\$58.57
	Group Total:	\$58.57	\$0.00	\$ 0.00	\$0.00	\$0.00	\$58.57
700	SENIORS	\$153.76	\$500.00	\$ 0.00	\$0.00	\$0.00	\$653.76
	Group Total:	\$153.76	\$500.00	\$ 0.00	\$0.00	\$0.00	\$653.76
701	JUNIORS	\$4,830.67	\$715.00	\$ 0.00	\$0.00	\$0.00	\$5,545.67
	Group Total:	\$4,830.67	\$715.00	\$ 0.00	\$0.00	\$0.00	\$5,545.67
703	PROJECT GRAD	\$50.00	\$3,625.00	\$ 0.00	\$0.00	\$0.00	\$3,675.00
	Group Total:	\$50.00	\$3,625.00	\$ 0.00	\$0.00	\$0.00	\$3,675.00
721	CLASS OF 2021	\$0.00	\$0.00	\$ 0.00	\$0.00	\$0.00	\$0.00
	Group Total:	\$0.00	\$0.00	\$ 0.00	\$0.00	\$0.00	\$0.00

School Activity Fund

Financial Report

MARCH 2023

From Date: 3/1/2023
To Date: 03/31/2023

	Beg. Bal.	Recpt/JV	Disb/JV	Trans In.	Trans Out.	End. Bal
991 Cash on Hand	\$0.00	\$56,667.20	\$0.00	\$0.00	(\$56,669.20)	(\$2.00)
* 992 Checking	\$55,630.67	\$7,364.06	\$(35,324.72)	\$56,669.20	\$0.00	\$84,339.21
	<u>\$55,630.67</u>	<u>\$64,031.26</u>	<u>\$(35,324.72)</u>	<u>\$56,669.20</u>	<u>(\$56,669.20)</u>	<u>\$84,337.21 *</u>

Beginning Ledger Balance: \$55,630.67
Add: Receipts + Transfer In: \$120,700.46
Sub-Total: **\$176,331.13**


Less: Expenditures + Trans Out (\$91,993.92)


Ending Ledger Balance * **\$84,337.21**

Balance per Bank Statement: \$105,376.03
Ending Balance Other GL Accounts: (\$2.00)
Add: Deposits in Transit: \$0.00
Sub Total: **\$105,374.03**
Less Outstanding Checks \$21,036.82
Actual Cash Balance * **\$84,337.21**

* These three numbers must agree.

The above information is a true statement of the financial condition of the various activity accounts of this school.


Principal
4/10/23
Date


Central Fund Treasurer
4/10/23
Date