

# RUSSELLVILLE INDEPENDENT SCHOOL DISTRICT

## COMBINED BALANCE SHEET

February 28, 2023

	General Fund	Special Revenue Fund	District Activity Fund	Capital Outlay Fund	Building Fund	Construction Fund	Debt Service Fund	Food Service Fund	Community Education Fund	Trust Fund	Total
<b>ASSETS</b>											
Cash	5,754,432.80	(163,345.97)	10,716.01	66,444.79	551,069.60	156,827.04		456,636.85	2,120.77	19,326.84	6,854,228.73
Petty Cash								200.00			200.00
Investments										457,845.02	457,845.02
Receivables	50,000.00							95,764.22			145,764.22
Inventories								25,671.84			25,671.84
Deferred Outflows								206,315.00			206,315.00
<b>Total assets</b>	<b>5,804,432.80</b>	<b>(163,345.97)</b>	<b>10,716.01</b>	<b>66,444.79</b>	<b>551,069.60</b>	<b>156,827.04</b>	<b>0.00</b>	<b>784,587.91</b>	<b>2,120.77</b>	<b>477,171.86</b>	<b>7,690,024.81</b>
<b>LIABILITIES &amp; FUND BALANCE</b>											
Accounts payable	142,556.54	174,071.42				67,729.23					384,357.19
Unfunded OPEB & Pension Liability								722,009.00			722,009.00
Deferred Inflow								95,582.00			95,582.00
Accrued Annual Req Contribution								129,575.00			129,575.00
Benefits payable	9,609.45										9,609.45
Sick leave payable	109,691.51										109,691.51
<b>Total current liabilities</b>	<b>261,857.50</b>	<b>174,071.42</b>	<b>0.00</b>	<b>0.00</b>	<b>0.00</b>	<b>67,729.23</b>	<b>0.00</b>	<b>947,166.00</b>	<b>0.00</b>	<b>0.00</b>	<b>1,450,824.15</b>
Revenues - year to date	6,482,034.60	2,518,239.33	3,956.00	45,361.00	649,648.00	48,876.00	49,702.40	681,194.53	2,110.00	508.05	10,481,629.91
Expenditures - year to date	(5,433,617.81)	(2,898,272.59)	(2,112.17)	0.00	(98,578.40)	(67,007.25)	(49,702.40)	(539,845.58)	(1,845.17)	(18,000.00)	(9,108,981.37)
Pension and OPEB Liability								(740,851.00)			(740,851.00)
Reserve for Scholarship Corpus										15,000.00	15,000.00
Committed Fund Balance	1,660,000.00										1,660,000.00
Reserved for BG1											0.00
Reserve for encumbrances											0.00
Reserved for SFCC escrow											0.00
Unreserved fund balance-beginning	2,834,158.51	42,615.87	8,872.18	21,083.79	0.00	107,229.06	0.00	436,923.96	1,855.94	479,663.81	3,932,403.12
<b>Total unreserved fund balance</b>	<b>5,542,575.30</b>	<b>(337,417.39)</b>	<b>10,716.01</b>	<b>66,444.79</b>	<b>551,069.60</b>	<b>89,097.81</b>	<b>0.00</b>	<b>(162,578.09)</b>	<b>2,120.77</b>	<b>477,171.86</b>	<b>6,239,200.66</b>
<b>Total liabilities &amp; fund balance</b>	<b>5,804,432.80</b>	<b>(163,345.97)</b>	<b>10,716.01</b>	<b>66,444.79</b>	<b>551,069.60</b>	<b>156,827.04</b>	<b>0.00</b>	<b>784,587.91</b>	<b>2,120.77</b>	<b>477,171.86</b>	<b>7,690,024.81</b>

# RUSSELLVILLE INDEPENDENT SCHOOL DISTRICT

## COMBINED STATEMENT OF REVENUES AND EXPENDITURES AND CHANGES IN FUND BALANCE

% OF YEAR COMPLETE      66.67%

February 28, 2023

	GENERAL FUND					SPECIAL REVENUE FUNDS		
	Budget	Year to Date	Prior Year	Change	%	Budget	Year to Date	%
					Of Budget			Of Budget
<b>REVENUES</b>								
Unreserved Fund Balance	2,834,158.51	2,834,158.51	2,349,808.35	484,350.16	100.00%	42,615.87	42,615.87	100.00%
Local revenues	3,123,000.00	2,870,913.94	2,674,059.23	196,854.71	91.93%	7,700.00	53,791.76	698.59%
State revenues	4,991,143.00	3,336,205.68	3,266,614.10	69,591.58	66.84%	589,215.00	403,918.99	68.55%
Federal revenues	35,000.00	30,558.17	13,925.57	16,632.60	87.31%	1,116,293.00	2,049,641.58	183.61%
Interfund transfers	84,721.00	244,356.81	156,842.47	87,514.34	288.43%	36,720.00	10,887.00	29.65%
Total revenues	8,233,864.00	6,482,034.60	6,111,441.37	370,593.23	78.72%	1,749,928.00	2,518,239.33	143.91%
<b>EXPENDITURES</b>								
Instruction	4,483,163.91	2,569,022.99	2,371,883.64	197,139.35	57.30%	1,019,201.81	1,614,270.50	158.39%
Student supp. services	275,820.00	179,585.74	279,205.76	(99,620.02)	65.11%	166,067.06	257,172.75	154.86%
Instructional staff supp.	219,731.28	139,760.71	130,305.84	9,454.87	63.61%	358,814.00	593,959.29	165.53%
District admin. support	382,117.22	294,746.39	269,553.02	25,193.37	77.14%	0.00		0.00%
School admin. support	715,391.00	434,422.95	477,416.01	(42,993.06)	60.73%			0.00%
Business supp. service	304,260.00	211,597.94	213,664.01	(2,066.07)	69.55%			0.00%
Plant operation	1,432,206.72	1,240,946.48	893,944.67	347,001.81	86.65%	16,000.00	34,436.00	215.23%
Student transportation	494,010.00	303,771.61	261,831.15	41,940.46	61.49%	14,000.00	592.78	4.23%
Food service operation				-	0.00%			0.00%
Community services				-	0.00%	197,740.00	239,207.81	120.97%
Acquisition / renovation				-	0.00%			0.00%
Debt service				-	0.00%			0.00%
Fund transfers	124,320.00	59,763.00	8,165.00	51,598.00	48.07%	20,721.00	158,633.46	765.57%
Total expenditures	8,431,020.13	5,433,617.81	4,905,969.10	527,648.71	64.45%	1,792,543.87	2,898,272.59	161.68%
Increase(decrease) in fund balance	(197,156.13)	1,048,416.79	1,205,472.27	(157,055.48)		(42,615.87)	(380,033.26)	
Unreserved Fund Balance	2,637,002.38	3,882,575.30	3,555,280.62	327,294.68		0.00	(337,417.39)	
Committed Fund Balance	1,660,000.00	1,660,000.00	1,660,000.00	-				
Restricted for Construction	0.00	0.00	0.00	-				
Total Fund Balance	4,297,002.38	5,542,575.30	5,215,280.62	327,294.68				

# RUSSELLVILLE INDEPENDENT SCHOOL DISTRICT

## COMBINED STATEMENT OF REVENUES AND EXPENDITURES AND CHANGES IN FUND BALANCE

% OF YEAR COMPLETE      66.67%

February 28, 2023

### DISTRICT ACTIVITY FUNDS

	<u>Budget</u>	<u>Year to Date</u>	<u>% Of Budget</u>
<b>REVENUES</b>			
Beginning fund bal.	8,872.18	8,872.18	
Local revenues			0.00%
State revenues			0.00%
Federal revenues			0.00%
Interfund transfers		3,956.00	0.00%
Total revenues	<u>0.00</u>	<u>3,956.00</u>	<u>0.00%</u>
<b>EXPENDITURES</b>			
Instruction		2,112.17	0.00%
Student supp. services			0.00%
Instructional staff supp.			0.00%
District admin. support			0.00%
School admin. support			0.00%
Business supp. service			0.00%
Plant operation			0.00%
Student transportation			0.00%
Central office support			0.00%
Food service operation			0.00%
Community services			0.00%
Building renovations			0.00%
Debt service			0.00%
Fund transfers			0.00%
Total expenditures	<u>0.00</u>	<u>2,112.17</u>	<u>0.00%</u>
Increase(decrease) in fund balance	<u>0.00</u>	<u>1,843.83</u>	
Ending fund balance	<u><u>8,872.18</u></u>	<u><u>10,716.01</u></u>	

# RUSSELLVILLE INDEPENDENT SCHOOL DISTRICT

## COMBINED STATEMENT OF REVENUES AND EXPENDITURES AND CHANGES IN FUND BALANCE

% OF YEAR COMPLETE      66.67%

February 28, 2023

	CAPITAL OUTLAY FUND			BUILDING FUND		
	Budget	Year to Date	% Of Budget	Budget	Year to Date	% Of Budget
<b>REVENUES</b>						
Beginning fund bal.	21,083.79	21,083.79		0.00	0.00	
Local revenues			0.00%	356,279.00	356,280.00	100.00%
State revenues	90,722.00	45,361.00	50.00%	565,455.00	293,368.00	51.88%
Federal revenues			0.00%			0.00%
Interfund transfers			0.00%			0.00%
Total revenues	90,722.00	45,361.00	50.00%	921,734.00	649,648.00	70.48%
<b>EXPENDITURES</b>						
Instruction			0.00%			0.00%
Student supp. services			0.00%			0.00%
Instructional staff supp.			0.00%			0.00%
District admin. support			0.00%			0.00%
School admin. support			0.00%			0.00%
Business supp. service			0.00%			0.00%
Plant operation			0.00%			0.00%
Student transportation			0.00%			0.00%
Central office support			0.00%			0.00%
Food service operation			0.00%			0.00%
Community services			0.00%			0.00%
Building renovations			0.00%			0.00%
Debt service			0.00%			0.00%
Fund transfers			0.00%	665,429.82	98,578.40	14.81%
Total expenditures	0.00	0.00	0.00%	665,429.82	98,578.40	14.81%
Increase(decrease) in fund balance	90,722.00	45,361.00		256,304.18	551,069.60	
SFCC escrow		0.00			0.00	
Ending fund balance	111,805.79	66,444.79		256,304.18	551,069.60	

# RUSSELLVILLE INDEPENDENT SCHOOL DISTRICT

## COMBINED STATEMENT OF REVENUES AND EXPENDITURES AND CHANGES IN FUND BALANCE

% OF YEAR COMPLETE      66.67%

February 28, 2023

	CONSTRUCTION FUND			DEBT SERVICE FUND		
	Budget	Year to Date	% Of Budget	Budget	Year to Date	% Of Budget
<b>REVENUES</b>						
Beginning fund bal.	107,229.06	107,229.06		0.00	0.00	
Local revenues			0.00%			0.00%
State revenues			0.00%	209,472.68	0.00	0.00%
Federal revenues			0.00%			0.00%
Bond proceeds			0.00%			0.00%
Interfund transfers	75,600.00	48,876.00	64.65%	665,429.82	49,702.40	7.47%
Total receipts	75,600.00	48,876.00	64.65%	874,902.50	49,702.40	5.68%
<b>EXPENDITURES</b>						
Instruction			0.00%			0.00%
Student supp. services			0.00%			0.00%
Instructional staff supp.			0.00%			0.00%
District admin. support			0.00%			0.00%
School admin. support			0.00%			0.00%
Business supp. service			0.00%			0.00%
Plant operation			0.00%			0.00%
Student transportation			0.00%			0.00%
Central office support			0.00%			0.00%
Food service operation			0.00%			0.00%
Community services			0.00%			0.00%
Building/Site improvements	75,600.00	67,007.25	88.63%			0.00%
Debt service			0.00%	874,902.50	49,702.40	5.68%
Fund transfers			0.00%			0.00%
Total expenditures	75,600.00	67,007.25	88.63%	874,902.50	49,702.40	5.68%
Increase(decrease) in fund balance	0.00	(18,131.25)		0.00	0.00	
Ending fund balance	107,229.06	89,097.81		0.00	0.00	

# RUSSELLVILLE INDEPENDENT SCHOOL DISTRICT

## COMBINED STATEMENT OF REVENUES AND EXPENDITURES AND CHANGES IN FUND BALANCE

% OF YEAR COMPLETE      66.67%

February 28, 2023

### FOOD SERVICE

	Budget	Year to Date	%
<b>REVENUES</b>			Of Budget
Beginning fund bal.	436,923.96	436,923.96	
Local revenues	15,500.00	18,280.31	117.94%
State revenues	6,600.00		0.00%
Federal revenues	843,000.00	662,914.22	78.64%
Interfund transfers			0.00%
Total receipts	<u>865,100.00</u>	<u>681,194.53</u>	<u>78.74%</u>
<b>EXPENDITURES</b>			
Instruction			0.00%
Student supp. services			0.00%
Instructional staff supp.			0.00%
District admin. support			0.00%
School admin. support			0.00%
Business supp. service			0.00%
Plant operation			0.00%
Student transportation			0.00%
Central office support			0.00%
Food service operation	812,625.00	502,998.23	61.90%
Day care operation			0.00%
Community services			0.00%
Building improvements			0.00%
Debt service			0.00%
Fund transfers	64,000.00	36,847.35	57.57%
Total expenditures	<u>876,625.00</u>	<u>539,845.58</u>	<u>61.58%</u>
Increase(decrease) in fund balance	(11,525.00)	141,348.95	
Pension & OPEB liability	<u>0.00</u>	<u>(740,851.00)</u>	
Ending fund balance	<u><u>425,398.96</u></u>	<u><u>(162,578.09)</u></u>	

# RUSSELLVILLE INDEPENDENT SCHOOL DISTRICT

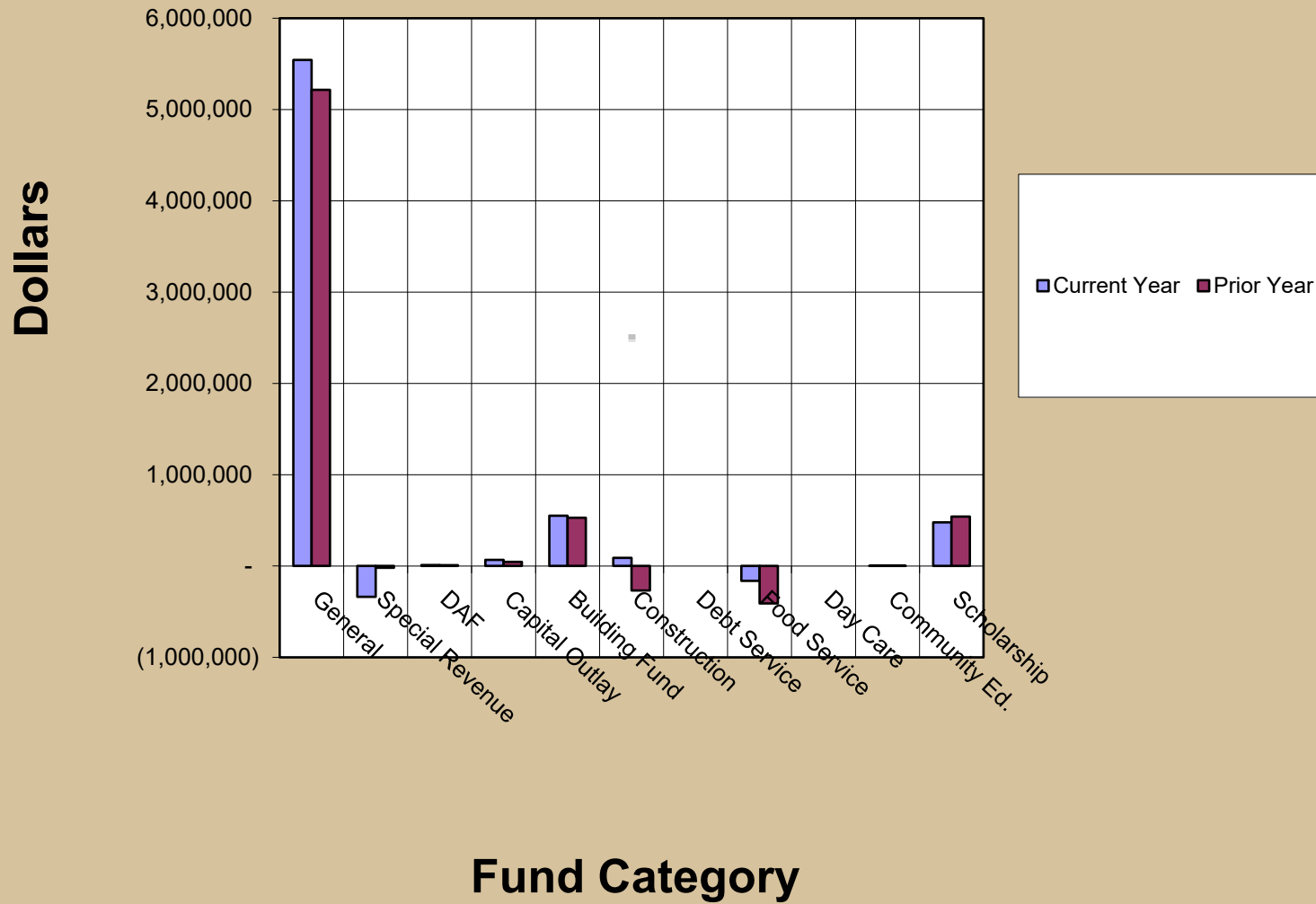
## COMBINED STATEMENT OF REVENUES AND EXPENDITURES AND CHANGES IN FUND BALANCE

% OF YEAR COMPLETE 66.67%

February 28, 2023

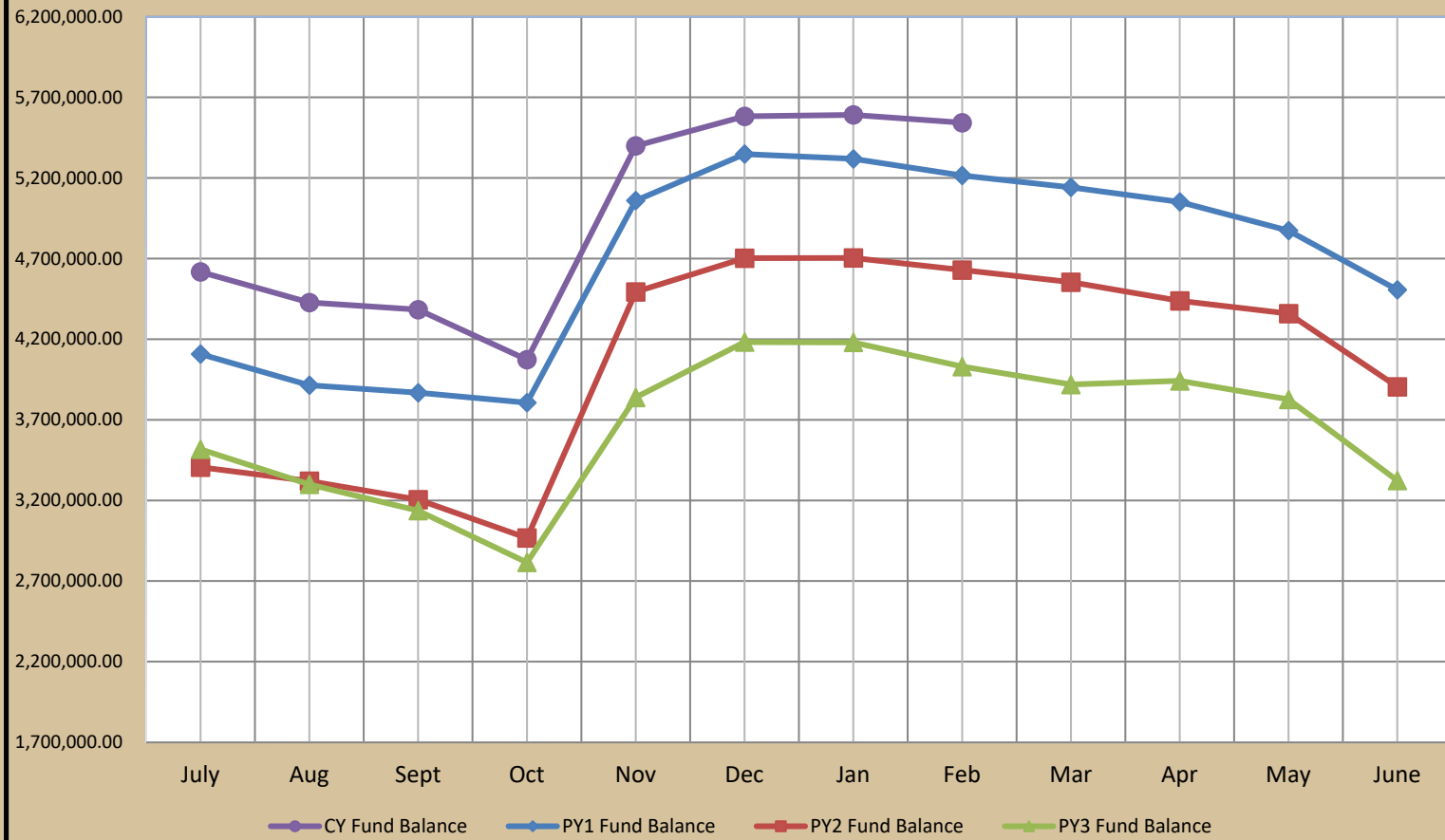
	COMMUNITY EDUCATION - ENTERPRISE FUND			TRUST FUNDS		
	Budget	Year to Date	% Of Budget	Budget	Year to Date	% Of Budget
<b>REVENUES</b>						
Beginning fund bal.	1,855.94	1,855.94		479,663.81	479,663.81	
Local revenues	1,700.00	2,110.00	124.12%	25,200.00	508.05	2.02%
State revenues			0.00%			0.00%
Federal revenues			0.00%			0.00%
Interfund transfers			0.00%			0.00%
Total revenues	1,700.00	2,110.00	124.12%	25,200.00	508.05	2.02%
<b>EXPENDITURES</b>						
Instruction			0.00%			0.00%
Student supp. services			0.00%			0.00%
Instructional staff supp.			0.00%			0.00%
District admin. support			0.00%			0.00%
School admin. support			0.00%			0.00%
Business supp. service			0.00%			0.00%
Plant operation			0.00%			0.00%
Student transportation			0.00%			0.00%
Central office support			0.00%			0.00%
Food service operation			0.00%			0.00%
Community services	1,500.00	1,845.17	123.01%	38,640.00	18,000.00	46.58%
Building renovations			0.00%			0.00%
Debt service			0.00%			0.00%
Fund transfers			0.00%			0.00%
Total expenditures	1,500.00	1,845.17	123.01%	38,640.00	18,000.00	46.58%
Increase(decrease) in fund balance	200.00	264.83		(13,440.00)	(17,491.95)	
Ending fund balance	2,055.94	2,120.77		466,223.81	462,171.86	

# Fund Balances

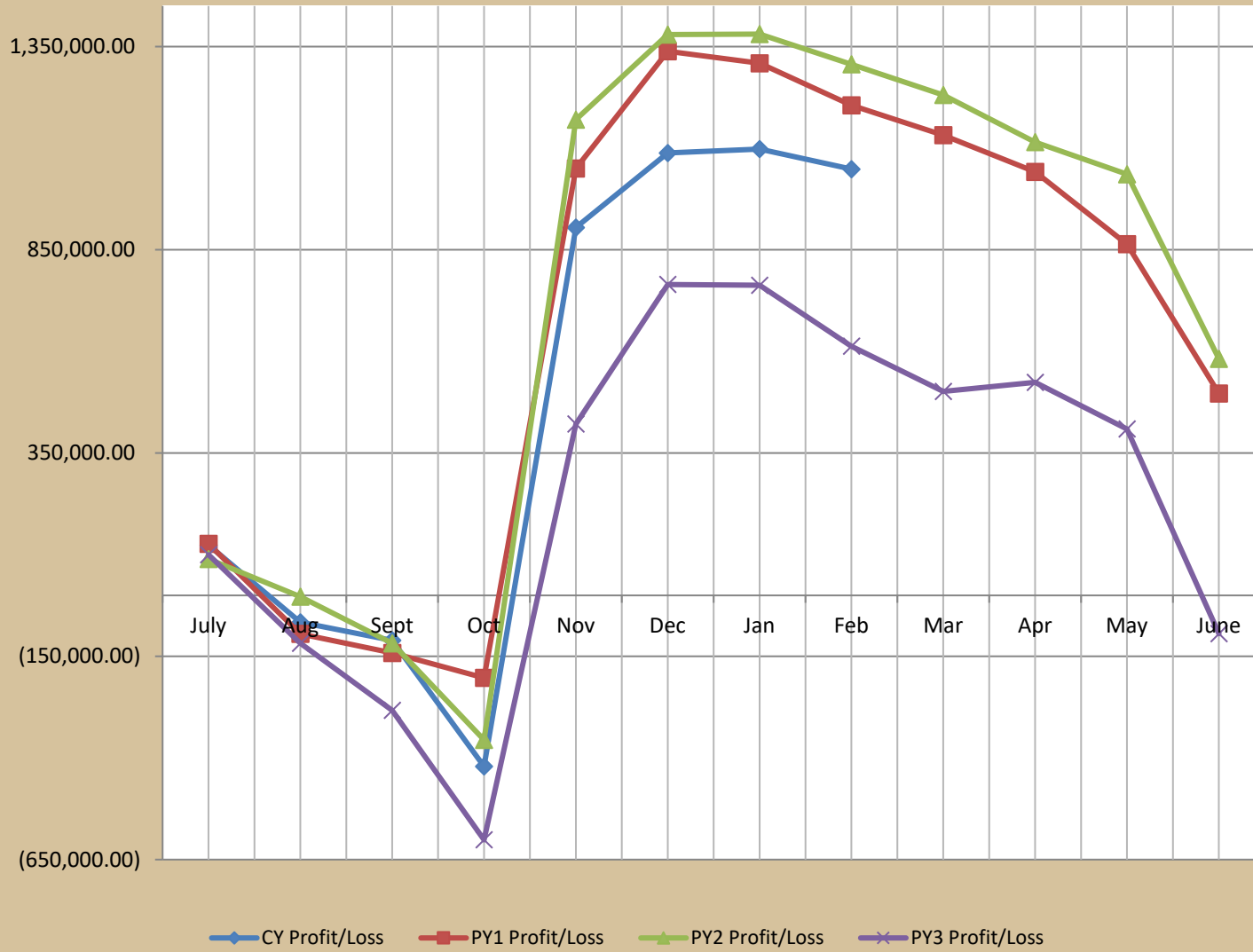




# History of General Fund (Fund Balance)



# Chart of Net Income/Loss





**RUSSELLVILLE INDEPENDENT SCHOOLS**  
**RUSSELLVILLE HIGH SCHOOL**  
**PROFIT (LOSS) REPORT**

Revenue	Jul-23	% of Use	Aug-23	% of Use	SEPT 22/23	% of Use	Oct-23	% of Use	Nov-23	% of Use	Dec-23	% of Use	Jan-23	% of Use	Feb-23	% of Use	Mar-23	% of Use	Apr-23	% of Use	May-23	% of Use	Jun-23	% of Use	Total	
Student Lunch	-	0%	-	0%	-	0%	-	0%	-	0%	-	0%	-	0%	-	0%	-	0%	-	0%	-	0%	-	0%	-	
Student Breakfast	-	0%	-	0%	-	0%	-	0%	-	0%	-	0%	-	0%	-	0%	-	0%	-	0%	-	0%	-	0%	-	
Ala Carte / Adult Meals	-	0%	154.20	0%	333.50	1%	404.75	1%	268.80	1%	517.20	1%	712.05	2%	904.90	2%	-	0%	-	0%	-	0%	-	0%	3,295.40	
Commodities	-	0%	-	0%	1,004.58	2%	741.16	2%	260.65	1%	946.09	3%	1,438.52	3%	513.90	1%	-	0%	-	0%	-	0%	-	0%	4,904.90	
Federal Reimbursement	-	0%	37,994.78	99%	55,395.73	97%	39,512.71	96%	44,857.68	98%	34,392.62	94%	42,392.54	94%	43,569.20	95%	-	0%	-	0%	-	0%	-	0%	298,115.26	
Other	223.35	100%	348.16	1%	307.15	1%	469.33	1%	453.47	1%	612.45	2%	777.20	2%	723.90	2%	-	0%	-	0%	-	0%	-	0%	3,915.01	
<b>Total Revenue</b>	<b>223.35</b>		<b>38,497.14</b>		<b>57,040.96</b>		<b>41,127.95</b>		<b>45,840.60</b>		<b>36,468.36</b>		<b>45,320.31</b>		<b>45,711.90</b>										<b>310,230.57</b>	
<b>Expenditures</b>																										
Consumed Food	-	0%	12,579.55	46%	24,326.91	61%	11,834.33	34%	19,409.51	58%	15,172.43	51%	15,160.97	48%	18,182.16	53%	-	0%	-	0%	-	0%	-	0%	116,665.86	
Supplies etc	-	0%	1,907.87	7%	3,058.15	8%	10,114.66	29%	863.32	3%	1,086.45	4%	2,346.49	7%	950.80	3%	-	0%	-	0%	-	0%	-	0%	-	20,327.74
Wages	-	0%	9,284.62	34%	9,187.13	23%	9,274.37	27%	9,366.87	28%	9,931.37	33%	10,448.62	33%	9,412.87	27%	-	0%	-	0%	-	0%	-	0%	-	66,905.85
Benefits	-	0%	3,293.98	12%	3,169.66	8%	3,137.16	9%	3,249.51	10%	3,330.99	11%	3,722.74	12%	5,073.05	15%	-	0%	-	0%	-	0%	-	0%	-	24,977.09
Equipment	-	0%	-	0%	-	0%	-	0%	-	0%	-	0%	-	0%	-	0%	-	0%	-	0%	-	0%	-	0%	-	
Maint./Travel/Utilities	135.50	100%	314.75	1%	407.50	1%	-	0%	806.85	2%	278.51	1%	170.52	1%	897.10	3%	-	0%	-	0%	-	0%	-	0%	3,010.73	
<b>Total Expenditures</b>	<b>135.50</b>		<b>27,380.77</b>		<b>40,149.35</b>		<b>34,360.52</b>		<b>33,696.06</b>		<b>29,799.75</b>		<b>31,849.34</b>		<b>34,515.98</b>											<b>\$ 231,887.27</b>
School Profit (loss)	87.85		11,116.37		16,891.61		6,767.43		12,144.54		6,668.61		13,470.97		11,195.92		-		-		-		-		-	78,343.30
Central Office Overhead	2,292.14		4,536.55		4,619.24		4,590.12		4,444.02		4,494.16		4,567.26		4,446.52		-		-		-		-		-	\$ 33,990.01
Food Service Profit (loss)	(2,204.29)		6,579.82		12,272.37		2,177.31		7,700.52		2,174.45		8,903.71		6,749.40		-		-		-		-		-	44,353.29
Meals Per Labor Hour:	0		-		-		-		0.0		0		0		0		0		0		0		0		0	
Participation-Lunch																										
Avg Daily Attendance	0		0		0		-		0		0		0		0		0		0		0		0		0	
Avg Daily Participation	0		0 85%		0 85%		0 86%		- 84%		- 85%		0 80%		0 80%		0 43%		78%		80%		80%		80%	
Avg. Daily Participation-Bfast	0		0 44%		0 51%		- 51%		- 52%		- 50%		0 48%		0 49%		0 27%		42%		40%		40%		40%	
Inventory	\$ -		\$ -		\$ -		\$ -		\$ -		\$ -		\$ -		\$ -		\$0.00						\$ -		\$ -	

PAID WARRANT REPORT

DATE: 03/16/2023    WARRANT: 032123    AMOUNT: \$ 630,653.58

To Mark Coursey, Treasurer: At the regular monthly meeting of the Russellville Independent Board of Education the following claims and bills were approved and ordered to be paid by the Treasurer. The Chairperson and Secretary must sign this order on the indicated lines.

Chairperson and Secretary

Board Chairperson \_\_\_\_\_

Board Secretary \_\_\_\_\_

# RUSSELLVILLE INDEPENDENT SCHOOL SYSTEM



## PREPAID INVOICE LIST

WARRANT: 032123 03/16/2023

VENDOR	VENDOR NAME	R	DOCUMENT	PO	TYPE	DUE DATE	AMOUNT	VOUCHER	CHECK	COMMENT
CASH ACCOUNT: 10		6101		CASH IN BANK						
141	ELECTRIC PLANT	00000	50934		DD	02/20/2023	2,041.50			13164 ELECTRICITY STMT
5474	GORDON FOOD SER	00000	50980	31167	DD	02/23/2023	8,476.96			13165 SES FOOD/SUPPLIES
5474	GORDON FOOD SER	00000	50981	31170	DD	02/23/2023	1,884.71			13166 SES FOOD/SUPPLIES
141	ELECTRIC PLANT	00000	50992		DD	02/27/2023	41.16			13167 ELECTRICITY STMT
141	ELECTRIC PLANT	00000	50993		DD	02/27/2023	5,886.52			13168 ELECTRICITY STMT
5435	ATMOS	00000	50994		DD	02/27/2023	3,772.82			13169 NAT GAS STMT
5435	ATMOS	00000	50995		DD	02/28/2023	482.51			13170 NAT GAS STMT
141	ELECTRIC PLANT	00000	51031		DD	03/01/2023	1,100.00			13171 FIBER LEASE
6357	KY STATE TREASU	00000	51071		DD	02/28/2023	21,736.25			13173 HELATH INS REIMB
5474	GORDON FOOD SER	00000	51123	31203	DD	03/09/2023	14,882.42			13174 SES/RHS FOOD/SUPPLIES
1680	CITY OF RUSSELL	00001	51127		DD	03/05/2023	8,929.91			13175 WATER STMT
5435	ATMOS	00000	51148		DD	03/13/2023	3,600.46			13176 NAT GAS STMT
5474	GORDON FOOD SER	00000	51213	31231	DD	03/16/2023	4,721.96			13177 SES FOOD/SUPPLIES DELIVERY
5474	GORDON FOOD SER	00000	51214	31227	DD	03/16/2023	7,696.95			13178 RHS FOOD/SUPPLIES DELIVERY
8285	ADT	00000	50935	30718	INV	02/22/2023	540.00			50750 REPAIR INTERCOM DEAD ZONES
8073	AMAZON CAPITAL	00000	50936	31096	INV	02/22/2023	2,144.16			50751 MLK EVENT BOOK GIVEAWAY
8073	AMAZON CAPITAL	00000	50937	31133	INV	02/22/2023	20.66			50751 OFFICE CLOCK L.BEGLEY
8073	AMAZON CAPITAL	00000	50938	31107	INV	02/22/2023	165.69			50751 END OF YEAR ASSESSMENT RES
8073	AMAZON CAPITAL	00000	50939	256438	INV	02/22/2023	112.33			50751 ELECTRIC BALL PUMP BSN SPO
8073	AMAZON CAPITAL	00000	50940	501406	INV	02/22/2023	233.80			50751 VELOCITY DERBY CAR PACK KI
8073	AMAZON CAPITAL	00000	50953	309880	INV	02/22/2023	168.16			50751 ORGANIZATIONAL POCKETS FOR
8073	AMAZON CAPITAL	00000	50954	309918	INV	02/22/2023	235.87			50751 ITEMS FOR STUDENTS AND STA
8073	AMAZON CAPITAL	00000	50955	309923	INV	02/22/2023	257.99			50751 JUMBOTRON EQUIPMENT FOR ST
8073	AMAZON CAPITAL	00000	50956	309924	INV	02/22/2023	113.94			50751 SUPPLIES FOR STUDENTS WITH
8073	AMAZON CAPITAL	00000	50982	501413	INV	02/22/2023	129.70			50751 MATH CLASSROOM SUPPLIES
8000	ARNOLD, MAX & S	00000	50957		INV	02/22/2023	1,084.38			50752 DIESLE FOR MAINT. & BUS
5859	BARREN CO BUSIN	00000	50941		INV	02/22/2023	853.28			50753 BOOKCASE, DESK
5859	BARREN CO BUSIN	00000	50958	31164	INV	02/22/2023	20.86			50753 5 TAB MULTICOLOR INDEX 24
6149	BSN SPORTS	00001	50959	309942	INV	02/22/2023	637.98			50754 RIMS FOR BASKETBALL GOALS
365	COLONIAL INN	00000	50942	31130	INV	02/22/2023	65.88			50755 COMM. ED ADVISORY COUNCIL
8181	COMMONWEALTH HE	00001	50960		INV	02/22/2023	5,250.00			50756 ATHLETIC TRAINER JANUARY
8518	CURRICULUM ASSO	00001	50961	31138	INV	02/22/2023	166.88			50757 BRIGANCE SCREEN III PROTOC
8067	DOWLEN, COREY	00000	50962		INV	02/22/2023	62.78			50758 IN DISTRICT MILEAGE 01/30-
7459	FOLLETT CONTENT	00001	50943	30767	INV	02/22/2023	135.97			50759 BOOKMOBILE BOOKS, CATALOG
8089	IHN CONTRACTING	00000	50944	31119	INV	02/22/2023	1,116.25			50760 DEMO/REBUILD OF SHOWER TO
8262	INFOHANDLER.COM	00000	50945	31171	INV	02/22/2023	77.11			50761 MEDICAID ADMIN FEE
8409	JIM SHIPLEY & A	00000	50964	31153	INV	02/22/2023	119.80			50762 TEACHER TRAINING MATERIAL
5830	JKM TRAINING, I	00000	50946	31177	INV	02/22/2023	245.01			50763 SCM IMPACT CUSIONS
6	KENTUCKY RETIRE	00000	50967		INV	02/22/2023	3,169.92			50764 E. MOSIER - CENTRAL OFFICE
6	KENTUCKY RETIRE	00000	50968		INV	02/22/2023	1,258.62			50764 D. HUTCHINSON- CAFETERIA
204	KET	00000	50966	256320	INV	02/22/2023	95.00			50765 SBDM 101 ONLINE TRAINING F
8013	KEY, MINDY	00000	50965		INV	02/22/2023	27.52			50766 IN DISTRICT MILEAGE JANUAR
845	LAKESHORE	00000	50947	501401	INV	02/22/2023	325.05			50767 FLEX SPACE TABLE AND 2 FLE
4196	LOGAN CO. CHAMB	00000	50988	31159	INV	02/23/2023	950.00			50768 ANNUAL DINNER TICKETS
128	LOGAN COUNTY BO	00000	50984		INV	02/23/2023	12,198.81			50769 BUS SERVICES
7371	MULLEN, TANYA	00000	50969		INV	02/22/2023	127.59			50770 REIMB FOR DUAL CREDIT SUPP
6502	MUTUAL OF OMAHA	00000	50949		INV	02/22/2023	448.89			50771 LIFE, AD&D INS.

# RUSSELLVILLE INDEPENDENT SCHOOL SYSTEM



## PREPAID INVOICE LIST

WARRANT: 032123 03/16/2023

VENDOR	VENDOR NAME	R	DOCUMENT	PO	TYPE	DUE DATE	AMOUNT	VOUCHER	CHECK	COMMENT
5978	ORKIN, INC.	00000	50948		INV	02/22/2023	126.80			50772 SES PEST SERV
5978	ORKIN, INC.	00000	50970		INV	02/22/2023	101.05			50772 R21C PEST SERV
5978	ORKIN, INC.	00000	50971		INV	02/22/2023	95.00			50772 CO PEST SERV
6849	PERRY, DANNY	00000	50963		INV	02/22/2023	319.92			50773 REIMB MILEAGE LEXINGTON &
6994	PIKEVILLE COLLE	00000	50983		INV	02/23/2023	2,000.00			50774 E. STAPLETON SPRING SEMEST
8175	QUADIANT FINANC	00000	50974	31163	INV	02/22/2023	500.00			50775 ADDED POSTAGE
8175	QUADIANT FINANC	00000	50991	256477	INV	02/22/2023	13.23			50775 POSTAGE MACHINE RENTAL WAS
8183	QUADIANT LEASIN	00000	50989		INV	02/22/2023	214.68			50776 LEASE DEC 15-MARCH 14
1479	QUILL CORPORATI	00000	50985	501411	INV	02/22/2023	63.77			50777 FILE FOLDERS, AVERY 5160 L
1479	QUILL CORPORATI	00000	50986	501411	INV	02/22/2023	21.16			50777 FILE FOLDERS, AVERY 5160 L
1479	QUILL CORPORATI	00000	50987	501411	INV	02/22/2023	29.04			50777 FILE FOLDERS, AVERY 5160 L
247	RUSSELLVILLE MI	00000	50975		INV	02/22/2023	166.38			50778 REIMB FOR FUEL FOR BETA TR
101	SCHOOL SPECIALT	00000	50976	309929	INV	02/22/2023	132.58			50779 BLACK AND WHITE PAPER ROLL
508	SHERIFF OF LOGA	00000	50977		INV	02/22/2023	3,114.95			50780 COMMISSION FOR PROP TAX CO
1787	SOUTHERN STATES	00001	50950		INV	02/22/2023	208.50			50781 LP GAS BULK
788	THOMASONS' DECO	00000	50951	31150	INV	02/22/2023	874.90			50782 RHS LOBBY REFRESH
7304	VEI COMMUNICATI	00000	50978		INV	02/22/2023	231.00			50783 MONTHLY COM SYS RENTAL
259	WALDEN GROUP, T	00000	50979	30716	INV	02/22/2023	683.43			50784 BLACK 250 TRUCK REPAIR
8457	ZOO PHONICS	00000	50952	256379	INV	02/22/2023	62.95			50785 SMALL ANIMAL ALPHABET CARD
8073	AMAZON CAPITAL	00000	51032	309896	INV	02/28/2023	355.41			50786 INK FOR POSTER MACHINE
133	AT&T	00000	51036		INV	02/28/2023	291.76			50787 FAX LINES
7437	AT&T	00000	51033		INV	02/28/2023	1.37			50788 CO TELEPHONE USAGE
8251	AT&T	00000	51034		INV	02/28/2023	516.52			50789 MONTHLY TELEPHONE SERV
7880	AT&T MOBILITY-C	00000	51035		INV	02/28/2023	166.92			50790 MONTHLY SERV
7923	BG DUMPSTER, LL	00000	51037	30711	INV	02/28/2023	16.48			50791 DUMPSTER TO CLEAN OUT STOR
8151	COMFORT & PROCE	00001	51039	31149	INV	02/28/2023	30,475.00			50792 REPLACE ROOF TOP UNIT FOR
8151	COMFORT & PROCE	00001	51040	31149	INV	02/28/2023	57,536.00			50792 REPLACE ROOF TOP UNIT FOR
7378	CORNELIUS, ROBI	00000	51038		INV	02/28/2023	100.19			50793 REIMB MILEAGE LOUISVILLE 0
5329	COUNCIL FOR BET	00000	51041		INV	02/28/2023	899.71			50794 2018-2019 AADA
5571	GUFFY, DAVID	00000	51042		INV	02/28/2023	107.16			50795 REIMB MILEAGE GRREC & IN D
251	H & H SHEET MET	00000	51043	30858	INV	02/28/2023	200.00			50796 GRATING FOR SIDEWALK
8444	JENNIFER POPE	00000	51049		INV	02/28/2023	136.40			50797 REIMB PARKING/MILEAGE LOUI
6695	MCGRW HILL	00001	51044	30799	INV	02/28/2023	11,716.25			50798 STUDY SYNC CORE ELA STUDEN
6695	MCGRW HILL	00001	51045	30527	INV	02/28/2023	2,192.96			50798 STUDY SYNC ELA GRADES 9-11
6695	MCGRW HILL	00001	51047	31102	INV	02/28/2023	86,686.62			50798 K-5 REVEAL MATH CURRICULLU
6695	MCGRW HILL	00001	51048	31103	INV	02/28/2023	39,711.45			50798 7-8TH GR REVEAL MATH CURRI
6695	MCGRW HILL	00001	51060	31102	INV	02/28/2023	2,588.70			50798 K-5 REVEAL MATH CURRICULLU
155	PNC BANK	00000	51000	31071	INV	02/28/2023	346.00			50799 JIM SHIPLEY TRAINING- 02/0
155	PNC BANK	00000	51001	31071	INV	02/28/2023	346.00			50799 JIM SHIPLEY TRAINING- 02/0
155	PNC BANK	00000	51002	31071	INV	02/28/2023	346.00			50799 JIM SHIPLEY TRAINING- 02/0
155	PNC BANK	00000	51003	31071	INV	02/28/2023	346.00			50799 JIM SHIPLEY TRAINING- 02/0
155	PNC BANK	00000	51004	31071	INV	02/28/2023	346.00			50799 JIM SHIPLEY TRAINING- 02/0
155	PNC BANK	00000	51005	31071	INV	02/28/2023	346.00			50799 JIM SHIPLEY TRAINING- 02/0
155	PNC BANK	00000	51017	31157	INV	02/28/2023	244.27			50799 MEALS/UBER FROM JIM SHIPLE
155	PNC BANK	00000	51019	31157	INV	02/28/2023	185.00			50799 MEALS/UBER FROM JIM SHIPLE
155	PNC BANK	00000	51020	31157	INV	02/28/2023	185.00			50799 MEALS/UBER FROM JIM SHIPLE
155	PNC BANK	00000	51021	31157	INV	02/28/2023	289.28			50799 MEALS/UBER FROM JIM SHIPLE
155	PNC BANK	00000	51050		INV	02/28/2023	307.50			50799 FINGERPRINT
155	PNC BANK	00000	51051		INV	02/28/2023	195.00			50799 HOLIDAY INN RES IN FLORIDA

# RUSSELLVILLE INDEPENDENT SCHOOL SYSTEM



## PREPAID INVOICE LIST

WARRANT: 032123 03/16/2023

VENDOR	VENDOR NAME	R	DOCUMENT	PO	TYPE	DUE DATE	AMOUNT	VOUCHER	CHECK	COMMENT
155	PNC BANK	00000	51052		INV	02/28/2023	195.00			50799 HOLIDAY INN RESV FLORIDA
155	PNC BANK	00000	51053		CRM	02/28/2023	-195.00			50799 CREDIT- USED INCORRECT CC
155	PNC BANK	00000	51054		CRM	02/28/2023	-195.00			50799 CREDIT USED INCORRECT CC
155	PNC BANK	00000	51055	309905	INV	02/28/2023	224.50			50799 ROOMS FOR STUDENTS FOR HON
155	PNC BANK	00000	51056	309905	INV	02/28/2023	224.50			50799 ROOMS FOR STUDENTS FOR HON
155	PNC BANK	00000	51058	309905	INV	02/28/2023	224.50			50799 ROOMS FOR STUDENTS FOR HON
155	PNC BANK	00000	51061	256457	INV	02/28/2023	413.74			50799 ZIPLOC BAGS KLEENEX 12 BOX
155	PNC BANK	00000	51063	309906	INV	02/28/2023	262.80			50799 ROOMS FOR STUDENTS FOR KME
155	PNC BANK	00000	50996	31144	INV	02/28/2023	152.31			50800 DRURY INN NASHVILLE 02/01
155	PNC BANK	00000	50997	31144	INV	02/28/2023	175.36			50800 DRURY INN NASHVILLE 02/01
155	PNC BANK	00000	50998	31144	INV	02/28/2023	152.31			50800 DRURY INN NASHVILLE 02/01
155	PNC BANK	00000	51006	31142	INV	02/28/2023	55.88			50800 LUNCH FOR SUPERINTENDENT M
155	PNC BANK	00000	51009	31095	INV	02/28/2023	30.00			50800 CAN
155	PNC BANK	00000	51010	31095	INV	02/28/2023	10.00			50800 CAN
155	PNC BANK	00000	51013	31126	INV	02/28/2023	154.49			50800 BOARD MEETING FOOD- ROY'S
155	PNC BANK	00000	51014	31127	INV	02/28/2023	104.77			50800 DICT TRAINING FOOD
155	PNC BANK	00000	51016	31157	INV	02/28/2023	42.55			50800 MEALS/UBER FROM JIM SHIPLE
155	PNC BANK	00000	51018	31157	INV	02/28/2023	146.45			50800 MEALS/UBER FROM JIM SHIPLE
155	PNC BANK	00000	51022	31157	INV	02/28/2023	19.84			50800 MEALS/UBER FROM JIM SHIPLE
155	PNC BANK	00000	51023	31157	INV	02/28/2023	172.08			50800 MEALS/UBER FROM JIM SHIPLE
155	PNC BANK	00000	51024	31157	INV	02/28/2023	25.04			50800 MEALS/UBER FROM JIM SHIPLE
155	PNC BANK	00000	51026	31157	INV	02/28/2023	60.85			50800 MEALS/UBER FROM JIM SHIPLE
155	PNC BANK	00000	51027	31157	INV	02/28/2023	14.98			50800 MEALS/UBER FROM JIM SHIPLE
155	PNC BANK	00000	51028	31157	INV	02/28/2023	12.93			50800 MEALS/UBER FROM JIM SHIPLE
155	PNC BANK	00000	51029	31157	INV	02/28/2023	47.97			50800 MEALS/UBER FROM JIM SHIPLE
155	PNC BANK	00000	51030	31097	INV	02/28/2023	123.81			50800 HOTEL- DEEPER LEARNING CON
155	PNC BANK	00000	51059		INV	02/28/2023	59.88			50800 GIMKIT PRO & GARBONZO
155	PNC BANK	00000	51062	31141	INV	02/28/2023	180.20			50800 SAM'S CLUB- PROMO MUGS
155	PNC BANK	00000	51008	31095	INV	02/28/2023	10.00			50801 CAN
155	PNC BANK	00000	51011	31095	INV	02/28/2023	10.00			50801 CAN
155	PNC BANK	00000	51012	31095	INV	02/28/2023	10.00			50801 CAN
155	PNC BANK	00000	51025	31157	INV	02/28/2023	7.59			50801 MEALS/UBER FROM JIM SHIPLE
8354	AMBER ESPINOLA	00000	51065		INV	02/28/2023	14,415.00			50802 SPEECH SERVICES FEB
8523	APRIL TRIPLETT	00000	51115		INV	03/08/2023	142.44			50803 TRAVEL REIMB LOUISVILLE 02
1432	ARAMARK	00000	51089		INV	02/28/2023	45.85			50804 UNIFORMS WK 02/07/23
1432	ARAMARK	00000	51090		INV	02/28/2023	45.85			50804 UNIFORMS WK 02/14/23
1432	ARAMARK	00000	51091		INV	02/28/2023	45.85			50804 UNIFORMS WK 02/21/23
1432	ARAMARK	00000	51092		INV	02/28/2023	45.85			50804 UNIFORMS WK 02/28/23
133	AT&T	00000	51105		INV	02/28/2023	613.24			50805 MONTHLY TELEPHONE SERV
5720	ATTAINMENT COMP	00000	51066	31128	INV	02/28/2023	2,253.30			50806 CURRICULUM FOR ELEMENTARY
7987	CMSI	00000	51116	31030	INV	03/08/2023	371.64			50807 TOLIET PAPER/PAPER TOWELS
8151	COMFORT & PROCE	00001	51067	31200	INV	02/28/2023	6,360.13			50808 SES INSTALL SUPPLIED 3TON
8414	COMMONWEALTH FI	00000	51068		INV	02/28/2023	5,600.00			50809 OT SERV 01/01/23-01/31/23
8518	CURRICULUM ASSO	00001	51069	31172	INV	02/28/2023	592.48			50810 BRIGANCE EARLY CHILDHOOD A
644	DOLLAR GENERAL	00000	51096	256301	INV	02/28/2023	22.50			50811 SUPPLIES INCLUDING FOOD CR
221	FARMERS HARDWAR	00000	51109	31021	INV	02/28/2023	22.15			50812 FASTENERS, HAMMER
221	FARMERS HARDWAR	00000	51110	31034	INV	02/28/2023	704.69			50812 R21C- SUPPLIES
221	FARMERS HARDWAR	00000	51111	30960	INV	02/28/2023	49.01			50812 POWER STRIP
221	FARMERS HARDWAR	00000	51112	31021	INV	02/28/2023	44.99			50812 FASTENERS, HAMMER



PREPAID INVOICE LIST

WARRANT: 032123 03/16/2023

VENDOR	VENDOR NAME	R	DOCUMENT	PO	TYPE	DUE DATE	AMOUNT	VOUCHER	CHECK	COMMENT
221	FARMERS HARDWAR	00000	51113	31027	INV	02/28/2023	28.48			50812 TUBING, LIGHT CONTROL, COV
221	FARMERS HARDWAR	00000	51114	31027	INV	02/28/2023	12.87			50812 TUBING, LIGHT CONTROL, COV
5219	HUTSON INC	00000	51106	31035	INV	02/28/2023	156.94			50813 LAWN MOWER REPAIR
5219	HUTSON INC	00000	51107	31035	INV	02/28/2023	799.62			50813 LAWN MOWER REPAIR
1413	KACTE	00000	51117	309949	INV	03/08/2023	600.00			50814 SUMMER CONFERENCE MEDIA AR
8320	KAGAN	00000	51070	31132	INV	02/28/2023	5,600.00			50815 KAGAN COOPERATIVE LEARNING
11	KASA	00000	51104	309943	INV	02/28/2023	279.00			50816 LAW AND FINANCE INSTITUTE
8013	KEY, MINDY	00000	51095		INV	02/28/2023	28.38			50817 IN DISTRICT TRAVEL FEB
7784	KISSELBAUGH, KA	00000	51118		INV	03/08/2023	1,326.78			50818 LEARNINIG HUB 3
8425	KY TRANSPORTATI	00000	51119	31218	INV	03/08/2023	3.00			50819 MVR J. PRESTON
845	LAKESHORE	00000	51097	256483	INV	02/28/2023	151.41			50820 JUMBO CRAFT STICK WRITE WI
8363	LIFESKILLS	00000	51072		INV	02/28/2023	1,083.34			50821 BEHAVIORAL HEALTH SERV
4196	LOGAN CO. CHAMB	00000	51073		INV	02/28/2023	1,350.00			50822 22-23 YOUTH LEADERSHIP TUI
8152	MEYERLEA LAWN &	00000	51093	31029	INV	02/28/2023	500.00			50823 LEAF REMOVAL PRESCHOOL
8455	MURFREESBORO PU	00000	51124	31214	INV	03/09/2023	685.44			50824 SES/RHS ICE CREAM
5978	ORKIN, INC.	00000	51074		INV	02/28/2023	50.34			50825 PEST SERVICE
5978	ORKIN, INC.	00000	51075		INV	02/28/2023	58.84			50825 PEST SERVICE
5978	ORKIN, INC.	00000	51076		INV	02/28/2023	51.95			50825 PEST SERVICE
5978	ORKIN, INC.	00000	51077		INV	02/28/2023	126.80			50825 PEST SERVICE
5978	ORKIN, INC.	00000	51126	31228	INV	03/09/2023	294.92			50825 PEST CONTROL SEASONAL
5910	PRAIRIE FARMS	00000	51125	31215	INV	03/09/2023	5,150.06			50826 SES/RHS MILK DELIVERY
8249	RENAISSANCE	00001	51078	31135	INV	02/28/2023	104.28			50827 RENAISSANCE STAR STUDENT L
7937	RULER FOODS	00000	51098	309911	INV	02/28/2023	126.92			50828 FOOD FOR THE SHARE SHED
7937	RULER FOODS	00000	51099	309948	INV	02/28/2023	72.63			50828 FOOD/GROCERIES FOR CLASS-F
7937	RULER FOODS	00000	51100	309948	INV	02/28/2023	93.40			50828 FOOD/GROCERIES FOR CLASS-F
7937	RULER FOODS	00000	51101	309948	INV	02/28/2023	50.74			50828 FOOD/GROCERIES FOR CLASS-F
7937	RULER FOODS	00000	51102	309933	INV	02/28/2023	105.81			50828 GROCERIES FOR FAMILY
7937	RULER FOODS	00000	51103	309935	INV	02/28/2023	232.76			50828 FOOD FOR THE SHARE SHED
8266	SCHOLASTIC	00001	51081	31176	INV	02/28/2023	229.45			50830 BOOKS FOR COMMUNITY EVENT
7051	SCOTT WASTE SER	00000	51082		INV	02/28/2023	124.89			50831 DUMPSTER SERVICE
7051	SCOTT WASTE SER	00000	51083		INV	02/28/2023	83.25			50831 DUMPSTER SERV
7051	SCOTT WASTE SER	00000	51084		INV	02/28/2023	624.44			50831 DUMPSTER SERV
7051	SCOTT WASTE SER	00000	51085		INV	02/28/2023	624.44			50831 DUMPSTER SERV
5540	TYLER TECHNOLOG	00000	51120		INV	03/08/2023	1,513.29			50832 APP HOSTING FEE APR - JUNE
370	UNITED WAY OF S	00000	51121	31175	INV	03/08/2023	7,000.00			50833 DOLLY PARTON IMAGINATION L
5390	US BANK	00000	51122		INV	03/08/2023	5,364.41			50834 BD18 BOND PAYMENT
1539	WALMART COMMUNI	00000	51128	30612	INV	03/09/2023	281.09			50835 LITTLE PANTHERN ACAD SUPPL
1539	WALMART COMMUNI	00000	51129	256469	INV	03/09/2023	60.54			50835 WHIPPING CREAM 4 PAIR OF L
1539	WALMART COMMUNI	00000	51130	31131	INV	03/09/2023	160.44			50835 COMMUNITY ED & OFFICE SUPP
1539	WALMART COMMUNI	00000	51131	256485	INV	03/09/2023	71.22			50835 6GREAT VAULE VAN PAIL 2PLD
1539	WALMART COMMUNI	00000	51132	501414	INV	03/09/2023	88.85			50835 COFFEE SUPPLIES AND PAPER
1539	WALMART COMMUNI	00000	51133	501410	INV	03/09/2023	146.52			50835 CLASSROOM SUPPLIES- LANG A
1539	WALMART COMMUNI	00000	51134	309946	INV	03/09/2023	39.55			50835 SUPPLIES FOR STUDENTS
1539	WALMART COMMUNI	00000	51135	309932	INV	03/09/2023	56.56			50835 REWARDS FOR HOMECOMING WEE
1539	WALMART COMMUNI	00000	51136	309931	INV	03/09/2023	65.24			50835 SUPPLIES FOR BAGS
1539	WALMART COMMUNI	00000	51137	309930	INV	03/09/2023	75.24			50835 SUPPLIES FOR CLASSROOM
1539	WALMART COMMUNI	00000	51138	309917	INV	03/09/2023	26.46			50835 SUPPLIES FOR OFFICE
1539	WALMART COMMUNI	00000	51139	309917	CRM	03/09/2023	-7.00			50835 SUPPLIES FOR OFFICE
1539	WALMART COMMUNI	00000	51140	309917	INV	03/09/2023	29.00			50835 SUPPLIES FOR OFFICE

## PREPAID INVOICE LIST

WARRANT: 032123 03/16/2023

VENDOR	VENDOR NAME	R	DOCUMENT	PO	TYPE	DUE DATE	AMOUNT	VOUCHER	CHECK	COMMENT
1539	WALMART COMMUNI	00000	51141	309917	INV	03/09/2023	13.88			50835 SUPPLIES FOR OFFICE
1539	WALMART COMMUNI	00000	51142	309917	INV	03/09/2023	71.50			50835 SUPPLIES FOR OFFICE
1539	WALMART COMMUNI	00000	51143	309917	INV	03/09/2023	21.44			50835 SUPPLIES FOR OFFICE
1539	WALMART COMMUNI	00000	51144	256492	INV	03/09/2023	37.12			50835 BAG DORTITOS BOTTLE OF JUI
1539	WALMART COMMUNI	00000	51145	30612	INV	03/09/2023	96.36			50835 LITTLE PANTHERN ACAD SUPPL
7641	BOOTH, REX	00000	51181		INV	03/14/2023	235.35			50837 REIMB LEADERSHIP CONF FRAN
8465	ERIN PHARIS	00000	51179		INV	03/14/2023	122.98			50838 TRAVEL COGNITIVE COACHING
8465	ERIN PHARIS	00000	51180		INV	03/14/2023	140.85			50838 REIMB MILEAGE/PARKING NASH
8527	ACCU TRAIN CORP	00000	51185	309963	INV	03/13/2023	550.00			50839 INNOVATIVE SCHOOLS SUMMIT
8073	AMAZON CAPITAL	00000	51149	256456	INV	02/28/2023	132.04			50840 LEARNING RESOURCE INTERLOC
8073	AMAZON CAPITAL	00000	51150	31106	INV	02/28/2023	14.98			50840 2023 CALENDAR
8073	AMAZON CAPITAL	00000	51151	30958	INV	02/28/2023	194.41			50840 HDMI DISPLAY PORT CABLES
8073	AMAZON CAPITAL	00000	51152	30956	INV	02/28/2023	167.94			50840 EXTENSION CORDS
8073	AMAZON CAPITAL	00000	51153	256463	INV	02/28/2023	77.97			50840 99PACK KID SCISSOR BULK 3
8073	AMAZON CAPITAL	00000	51154	31104	INV	02/28/2023	148.78			50840 LITTLE PANTHER ACADEMY SUP
8073	AMAZON CAPITAL	00000	51155	31123	INV	02/28/2023	63.94			50840 SUCCESS PLAYBOOK & 1 GALLO
8073	AMAZON CAPITAL	00000	51156	256462	INV	02/28/2023	92.99			50840 32PC LED WRITING TABLET DO
8073	AMAZON CAPITAL	00000	51157	256464	INV	02/28/2023	30.88			50840 CHART TABLET 24X16IN 25 SH
8073	AMAZON CAPITAL	00000	51158	256471	INV	02/28/2023	61.40			50840 CRAYOLA CON PAPER POST IT
8073	AMAZON CAPITAL	00000	51159	256470	INV	02/28/2023	72.36			50840 100 PC LANYARD W PLASTIC H
8073	AMAZON CAPITAL	00000	51162	309944	INV	03/13/2023	25.98			50840 SUPPLIES FOR SOUND SYSTEM
8073	AMAZON CAPITAL	00000	51163	30959	INV	03/13/2023	25.54			50840 SCHOOL AND DISTRICT NETWORK
8073	AMAZON CAPITAL	00000	51164	256473	INV	03/13/2023	29.48			50840 PENCIL SHARPERNER
6037	CAPITAL PLAZA H	00000	51165	31217	INV	03/13/2023	111.15			50841 COMMUNITY ED HOTEL FRANKFO
8039	CARDWELL, ROBER	00000	51187		INV	03/13/2023	60.20			50842 IN DISTRICT MILEAGE JAN -
1258	CAYCE MILL SUPP	00000	51173	30857	INV	02/28/2023	2.45			50843 SEQUENCER
1258	CAYCE MILL SUPP	00000	51174	30857	INV	02/28/2023	20.52			50843 SEQUENCER
1258	CAYCE MILL SUPP	00000	51175	30853	INV	02/28/2023	78.18			50843 PVC ELBOW, COUPLE
1258	CAYCE MILL SUPP	00000	51176	31026	INV	02/28/2023	73.77			50843 EXIT SIGN LIGHT
1258	CAYCE MILL SUPP	00000	51177	31025	INV	02/28/2023	81.96			50843 SUPER TAPE
1258	CAYCE MILL SUPP	00000	51178	31017	INV	02/28/2023	46.36			50843 BATHROOM SUPPLIES FOR INST
8151	COMFORT & PROCE	00001	51211		INV	03/15/2023	65,655.69			50844 HVAC RHS
8529	COSSBA	00000	51188	31239	INV	03/13/2023	599.00			50845 LOVIS PATTERSON- NATIONAL
1010	CRABTREE FURNIT	00000	51182	309954	INV	03/13/2023	699.99			50846 REFRIGERATOR ENERGY STAR F
7116	GCA SERVICES GR	00000	51169		INV	03/13/2023	20,726.14			50847 CUSTODIAL SERV
6030	GERALD PRINTING	00000	51161	30898	INV	02/28/2023	947.63			50848 RUSSELLVILLE BADGE LANYARD
167	GRREC	00000	51212	31204	INV	03/15/2023	50.00			50849 KASHRM BOOT CAMP 03/02
8089	IHN CONTRACTING	00000	51171	31119	INV	02/28/2023	2,280.00			50850 DEMO/REBUILD OF SHOWER TO
8262	INFOHANDLER.COM	00000	51189		INV	03/13/2023	39.82			50851 MEDICAID ADMIN FEE MARCH
8344	JONES, KELLY	00000	51190		INV	03/13/2023	138.03			50852 MILEAGE LEXINGTON 02/27-02
7267	KENTUCKY STATE	00000	51192	31238	INV	03/13/2023	200.00			50853 AOC BACKGROUND ACCOUNT #51
8524	KENTUCKY VIRTUA	00000	51170	31202	INV	02/28/2023	1,576.00			50854 KYVL ANNUAL MEMBERSHIP
7795	KONICA MINOLTA	00000	51166		INV	03/13/2023	649.35			50855 LITERACY GRANT COPIER
7524	KONICA MINOLTA	00000	51168		INV	03/13/2023	1,100.66			50856 COPIER MONTHLY LEASE
7577	NUGENT, PENNI	00000	51196		INV	03/13/2023	212.02			50857 IN DISTRICT MILEAGE MAY -
332	OAK 'N IVY, INC	00000	51193	256509	INV	03/13/2023	123.50			50858 FLOWERS SENT TO TEACHER DU
7715	OHIO VALLEY AG	00000	51194	31186	INV	03/13/2023	49.20			50859 MAINTENANCE SUPPLIES
5978	ORKIN, INC.	00000	51195		INV	03/13/2023	178.34			50860 PEST SERV
8315	POSEY	00000	51191		INV	03/13/2023	62.26			50861 IN DISTRICT MILEAGE JAN -

## PREPAID INVOICE LIST

WARRANT: 032123 03/16/2023

VENDOR	VENDOR NAME	R	DOCUMENT	PO	TYPE	DUE DATE	AMOUNT	VOUCHER	CHECK	COMMENT
118	POSTMASTER OF R	00000	51197	256507	INV	03/13/2023	360.00			50862 ROLLS OF FOREVER STAMPS
8532	PRIME WEB DESIG	00000	51183	501405	INV	03/13/2023	382.38			50863 PRACTICE TRACK, TRACK STAN
8117	PRIORITY PRIMAR	00000	51198	31249	INV	03/13/2023	40.00			50864 CDL PHYSICALS
8117	PRIORITY PRIMAR	00000	51199	31249	INV	03/13/2023	25.00			50864 CDL PHYSICALS
8289	PYE-BARKER	00000	51200		INV	03/13/2023	675.00			50865 SES FIRE ALARM
8175	QUADIENT FINANC	00000	51215	256520	INV	03/13/2023	304.63			50866 POSTAGE WAS PUT ON POSTAGE
6476	R.E.STEVENSON F	00000	51202		INV	03/13/2023	750.00			50867 FAMILY NIGHT MEAL
8531	ROCKS MINERALS	00000	51184	501392	INV	03/13/2023	349.00			50868 ROCK COLLECTIONS: IGNEOUS,
119	RUSSELLVILLE HI	00000	51203		INV	03/13/2023	25.10			50869 REIMB FOR SCHOOL CC GAS WH
101	SCHOOL SPECIALT	00000	51204	256500	INV	03/13/2023	652.00			50870 GREEN FOLDERS RED FOLDERS
7612	SCOTT, G. & ASS	00000	51210		INV	03/15/2023	2,073.54			50871 PROFESSIONAL SERVICES
1787	SOUTHERN STATES	00001	51205		INV	03/13/2023	279.39			50872 LP GAS BULK
8525	STEPHEN PARROTT	00000	51206	309937	INV	03/13/2023	600.00			50873 SPEAKER FOR FENTANYL PRESE
7729	TITAN LAMINATOR	00000	51207	256518	INV	03/13/2023	480.00			50874 BUY 10 GET 2 FREE LAMINATI
7729	TITAN LAMINATOR	00000	51208	256517	INV	03/13/2023	480.00			50874 10 ROLLS LAMINATION FILM B
7212	WESTERN KY UNIV	00000	51209	309960	INV	03/13/2023	456.00			50875 BOOKS FOR DUAL CREDIT FOR
8285	ADT	00000	51216	30236	INV	03/16/2023	90,484.96			50876 REPLACE CELL ANALOG CAMERA
							<b>630,653.58</b>	CASH ACCOUNT	10	6101 TOTAL