



FLOYD COUNTY BOARD OF EDUCATION  
Anna Whitaker Shepherd, Superintendent  
442 KY RT 550  
Eastern, KY 41622  
Telephone (606) 886-2354 Fax (606) 886-4550  
www.floyd.kyschools.us

Linda C. Gearheart, Board Chair - District 1  
William Newsome, Jr., Vice-Chair - District 3  
Dr. Chandra Varia, Member- District 2  
Keith Smallwood, Member - District 4  
Steve Slone, Member - District 5

**Consent Agenda Item (Action Item):** Receive Utility Report for Allen Elementary.

**Applicable State or Regulations:** Board Policy 05.23

**Fiscal/Budgetary Impact:**

2020/2021 SY (July 20- June 21) \$72,088

2021/2022 SY (July 21- June 22) \$104,401

*Increase in utilities due to first full year of school since COVID and Rate Increases.*

**History/Background:**

February 2023

Board received utility report for Betsy Layne High.

**Recommended Action:** To accept report as presented.


**Contact Person(s):**

Linda Hackworth  
606-874-9569

NA

Principal

  
Director

  
Superintendent

**Date:** March 9, 2023




# Utility Report

## March 27, 2023

### Allen Elementary

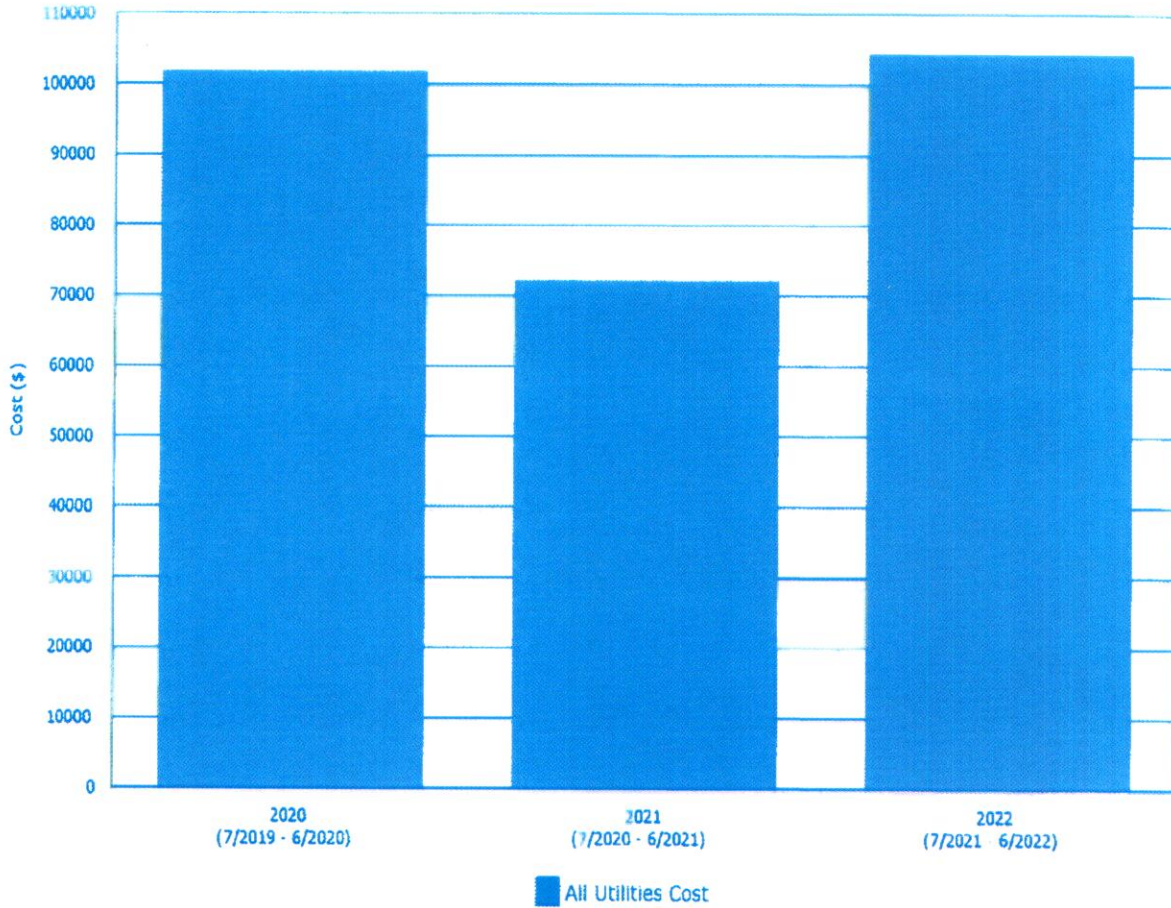
### 2020/2021 - 2021/2022

### School Years



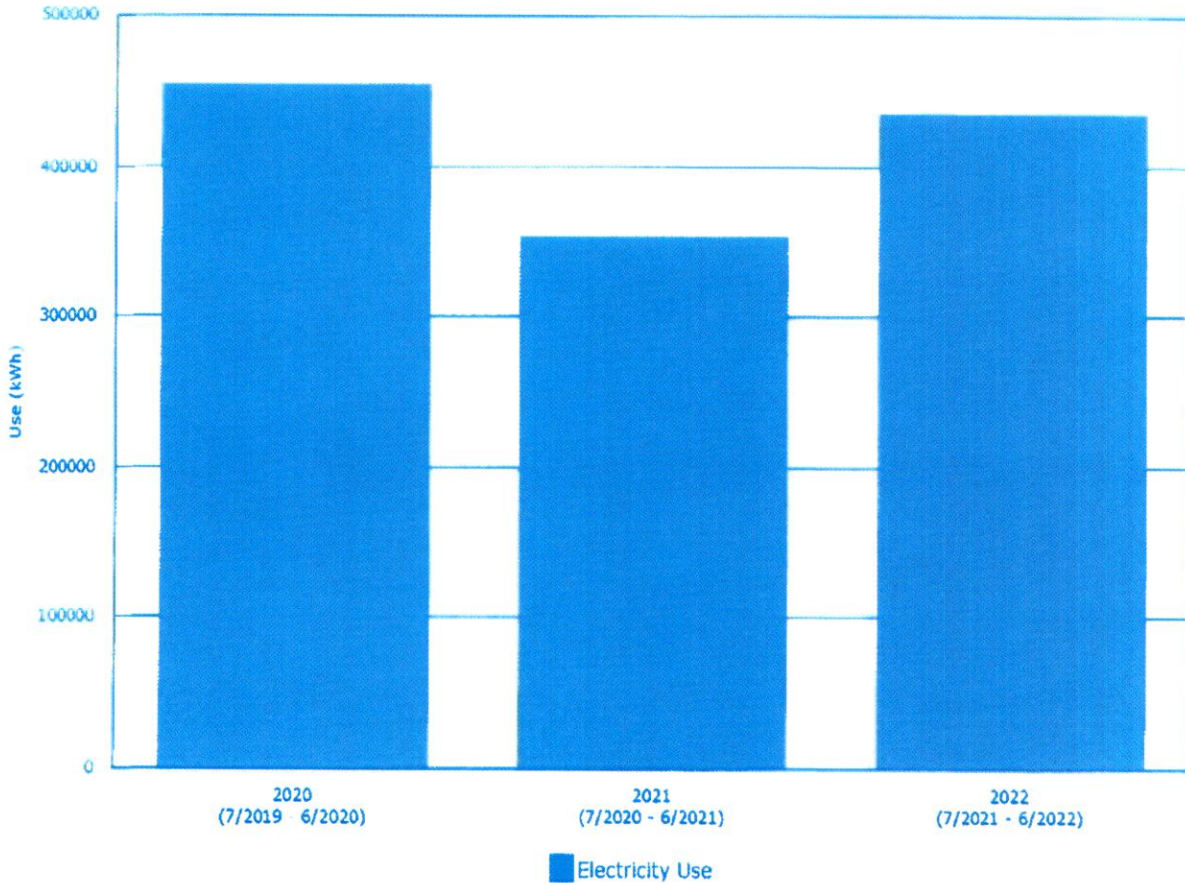
**The Floyd County Board of Education does not discriminate on the basis of race, color, national origin, age, religion, marital status, sex, or disability in employment, educational programs, or activities as set forth in Title IX & VI, and in Section 504.**

**Year-Over-Year Comparison  
 Floyd County Board of Education  
 Allen Elementary -- 7/2019 to 6/2022**



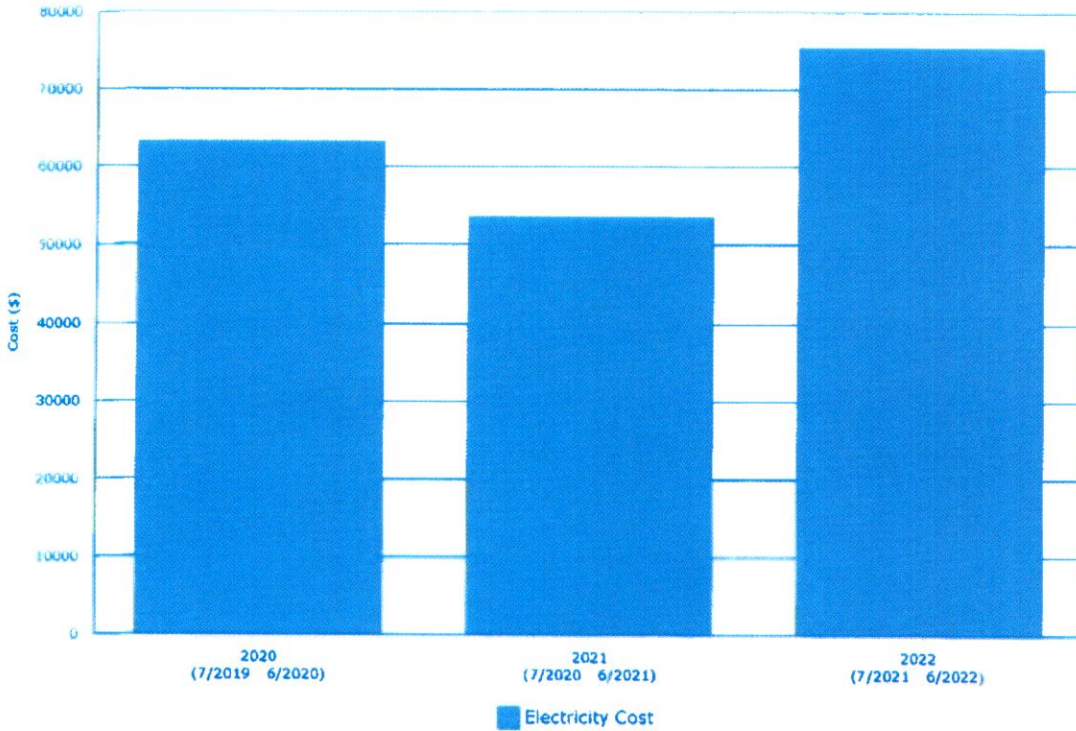
<b>Period</b>	<b>All Utilities Cost</b>
2020	\$101,811
2021	\$72,088
2022	\$104,401

**Year-Over-Year Comparison  
 Floyd County Board of Education  
 Allen Elementary -- 7/2019 to 6/2022**



<b>Period</b>	<b>Electricity Use (kWh)</b>
2020	454,017
2021	353,442
2022	435,692

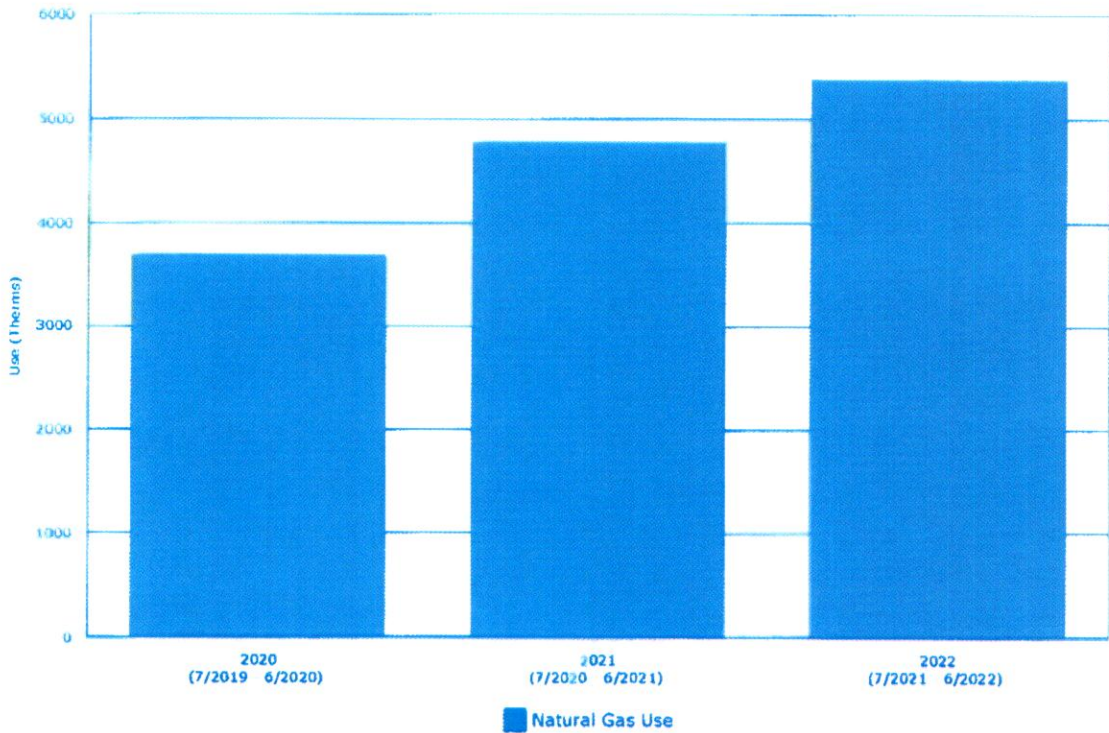
**Year-Over-Year Comparison  
 Floyd County Board of Education  
 Allen Elementary -- 7/2019 to 6/2022**



<b>Period</b>	<b>Electricity Cost</b>
2020	\$63,199
2021	\$53,583
2022	\$75,450

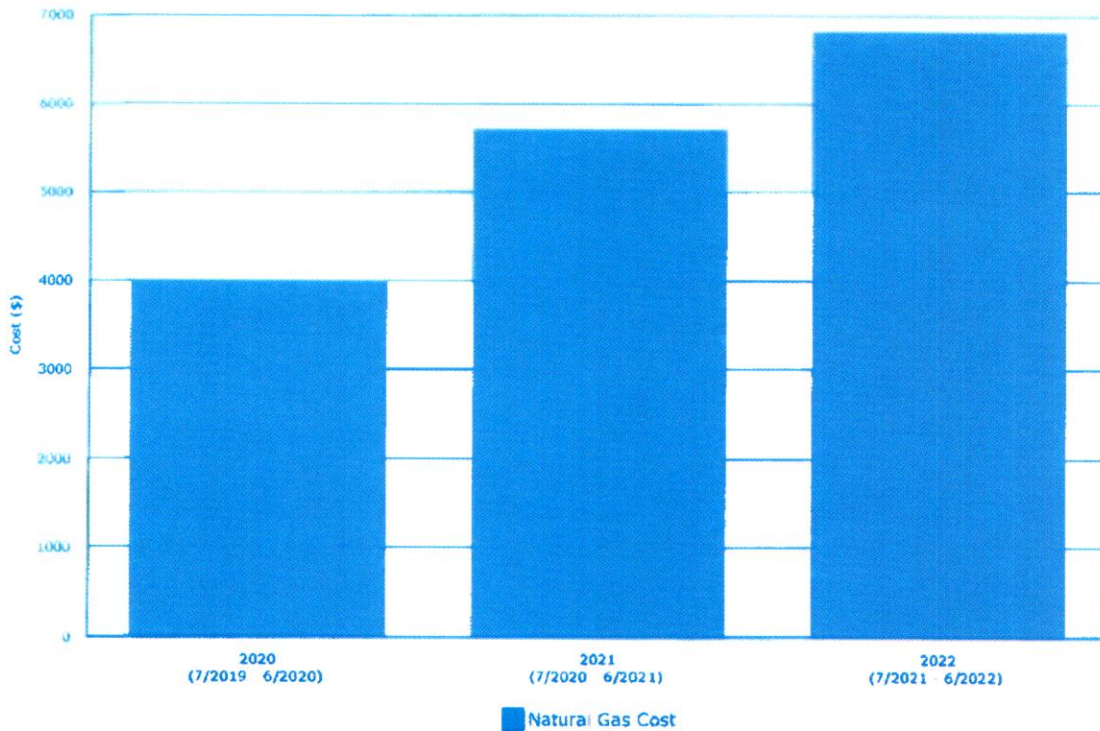
<b>Period</b>	<b>Electricity \$/kWh</b>
2020	\$0.1392
2021	\$0.1516
2022	\$0.1732

**Year-Over-Year Comparison  
 Floyd County Board of Education  
 Allen Elementary -- 7/2019 to 6/2022**



<b>Period</b>	<b>Natural Gas Use (Therms)</b>
2020	3,693
2021	4,781
2022	5,365

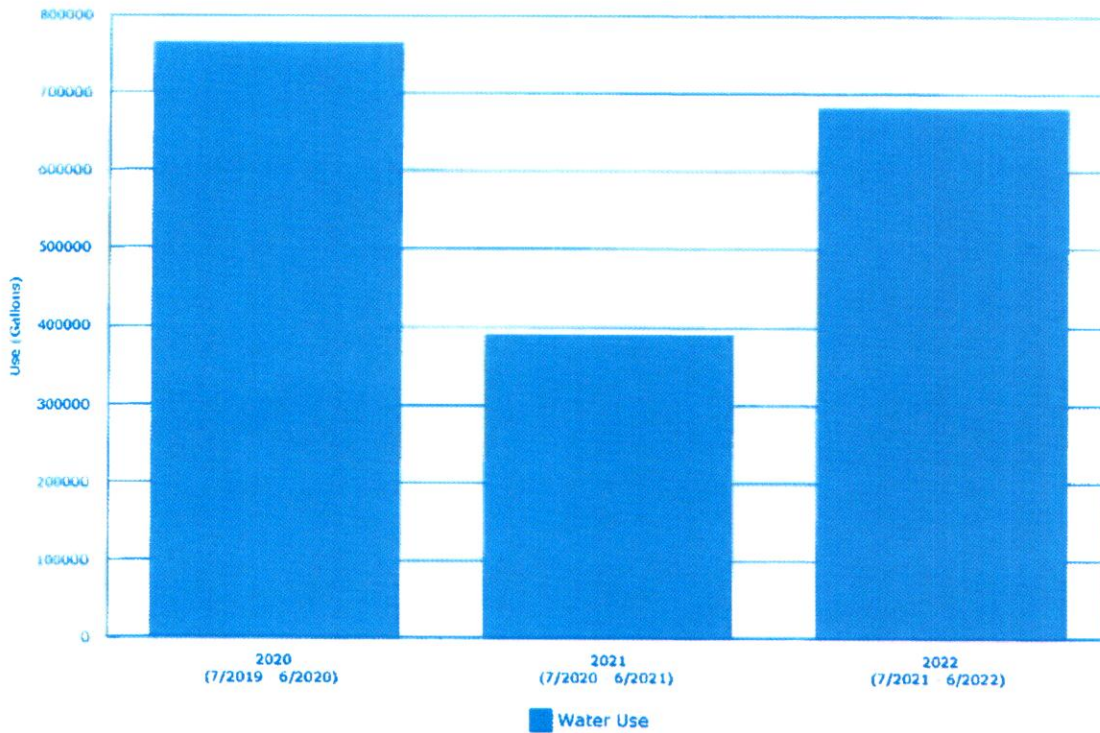
**Year-Over-Year Comparison  
 Floyd County Board of Education  
 Allen Elementary -- 7/2019 to 6/2022**



<b>Period</b>	<b>Natural Gas Cost</b>
2020	\$3,994
2021	\$5,711
2022	\$6,828

<b>Period</b>	<b>Natural Gas \$/Therm</b>
2020	\$1.0814
2021	\$1.1945
2022	\$1.2726

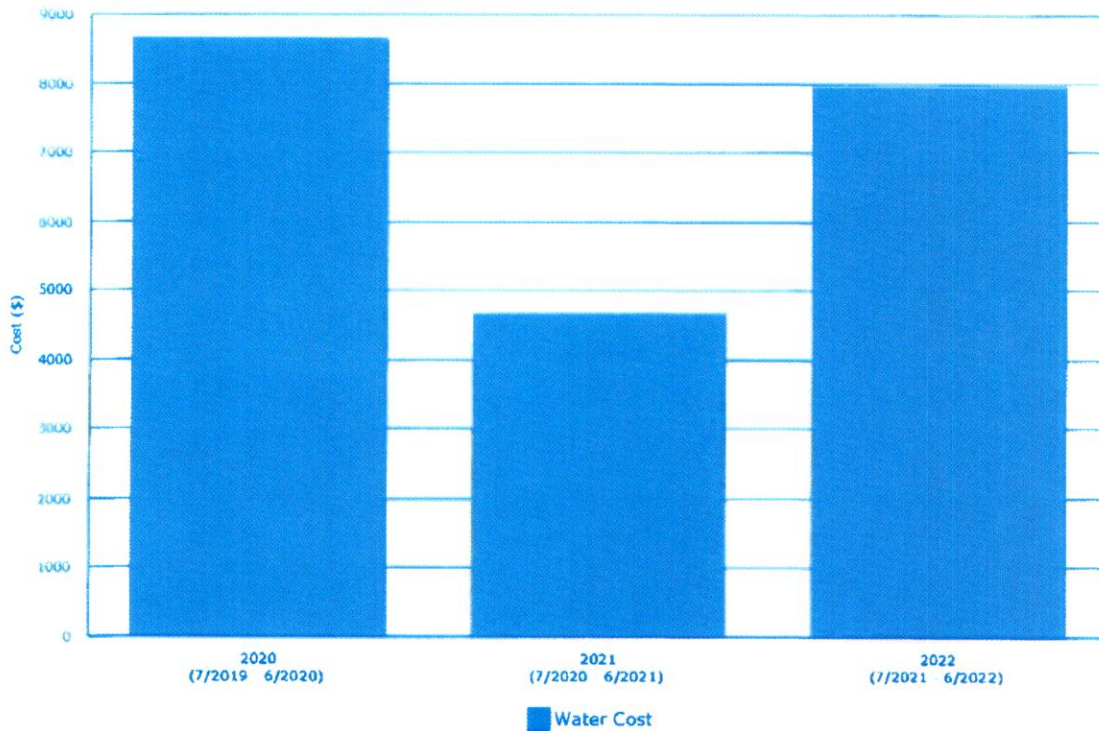
**Year-Over-Year Comparison  
 Floyd County Board of Education  
 Allen Elementary -- 7/2019 to 6/2022**



<b>Period</b>	<b>Water Use (Gallons)</b>
2020	766,907
2021	390,775
2022	682,467



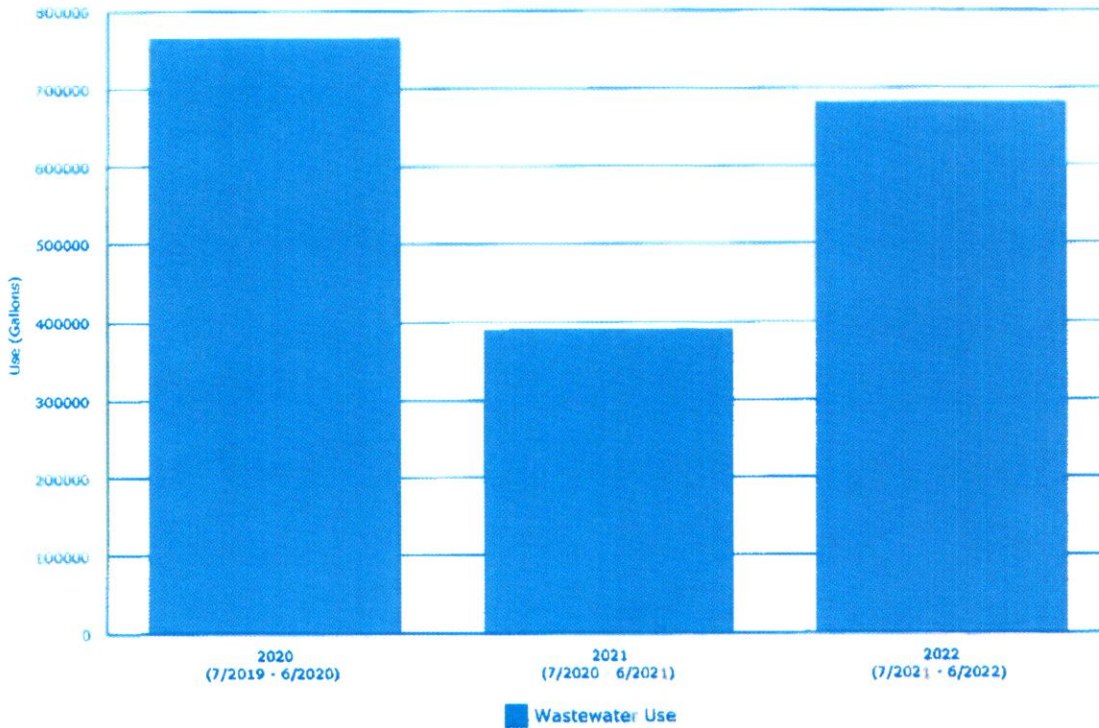
**Year-Over-Year Comparison  
 Floyd County Board of Education  
 Allen Elementary -- 7/2019 to 6/2022**



<b>Period</b>	<b>Water Cost</b>
2020	\$8,668
2021	\$4,679
2022	\$7,959

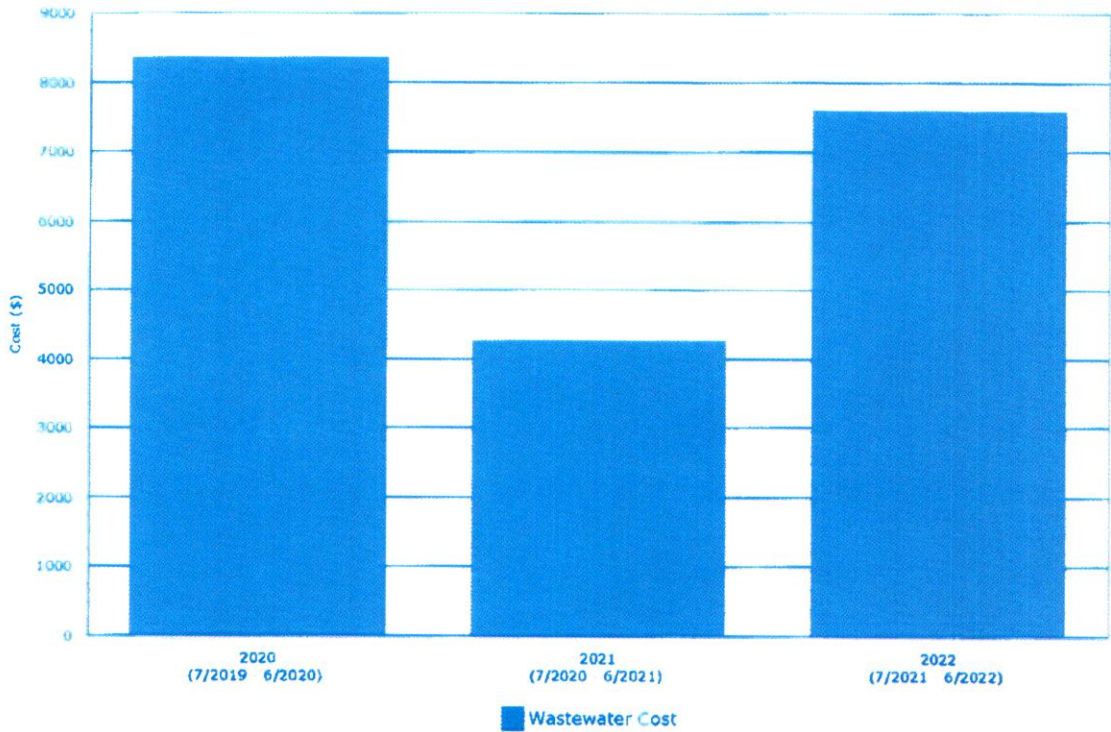
<b>Period</b>	<b>Water \$/Gallon</b>
2020	\$0.0113
2021	\$0.0120
2022	\$0.0117

**Year-Over-Year Comparison  
 Floyd County Board of Education  
 Allen Elementary -- 7/2019 to 6/2022**



<b>Period</b>	<b>Wastewater Use (Gallons)</b>
2020	766,907
2021	390,775
2022	682,467

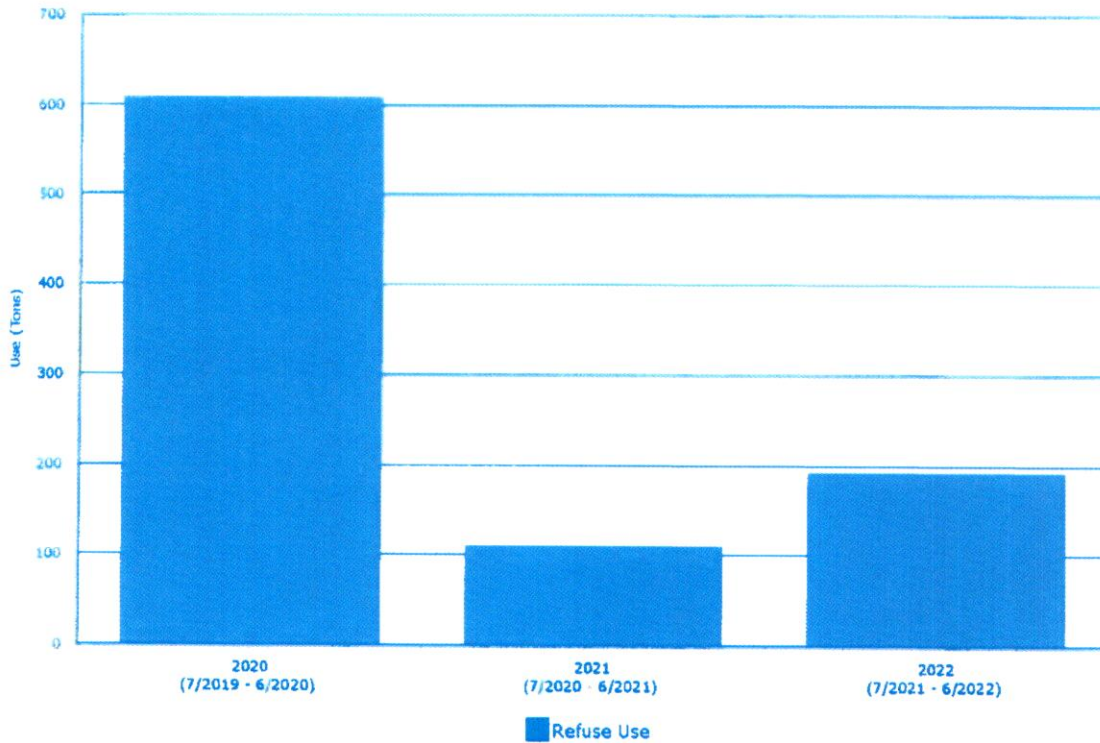
**Year-Over-Year Comparison  
 Floyd County Board of Education  
 Allen Elementary -- 7/2019 to 6/2022**



<b>Period</b>	<b>Wastewater Cost</b>
2020	\$8,362
2021	\$4,264
2022	\$7,597

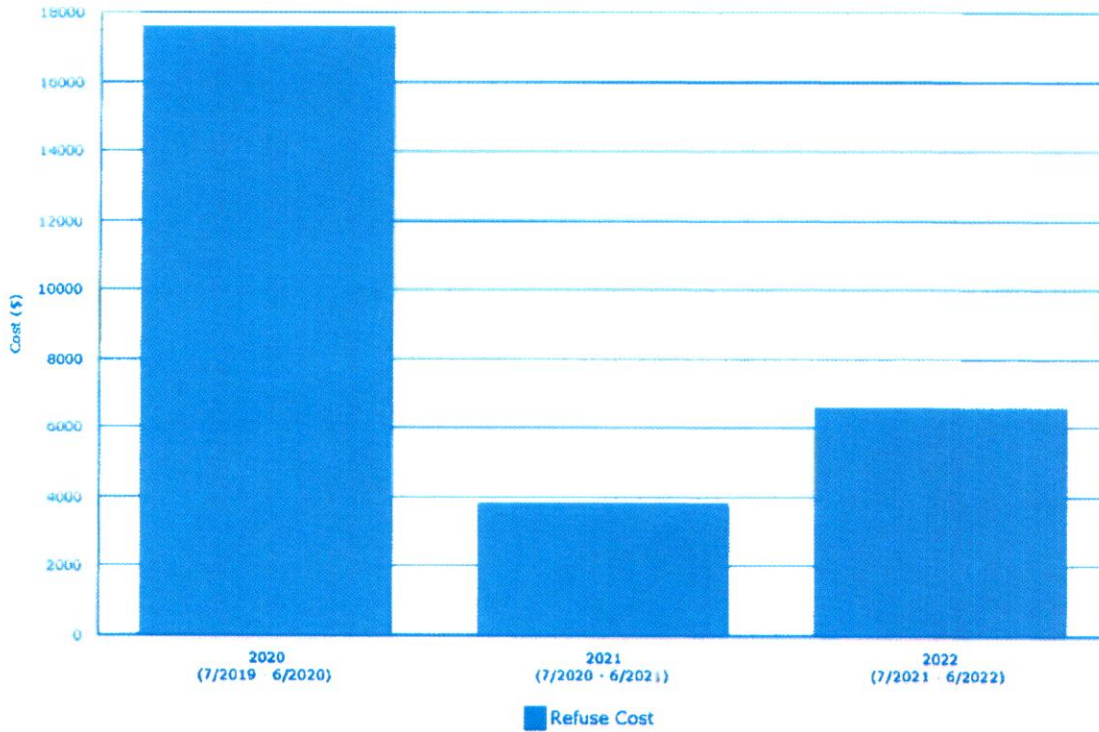
<b>Period</b>	<b>Wastewater \$/Gallon</b>
2020	\$0.0109
2021	\$0.0109
2022	\$0.0111

**Year-Over-Year Comparison  
 Floyd County Board of Education  
 Allen Elementary -- 7/2019 to 6/2022**



<b>Period</b>	<b>Refuse Use (Tons)</b>
2020	608
2021	110
2022	192

**Year-Over-Year Comparison  
 Floyd County Board of Education  
 Allen Elementary -- 7/2019 to 6/2022**



<b>Period</b>	<b>Refuse Cost</b>
2020	\$17,590
2021	\$3,851
2022	\$6,567

<b>Period</b>	<b>Refuse \$/Ton</b>
2020	\$28.9303
2021	\$35.0090
2022	\$34.1665