

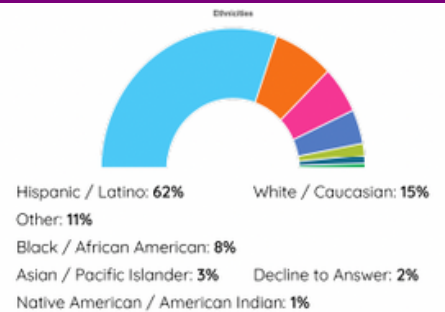
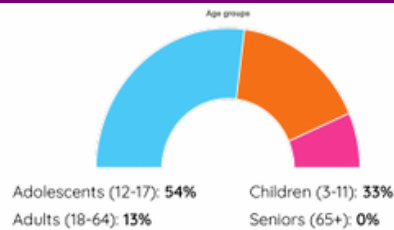
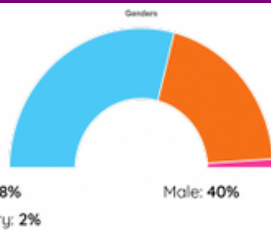
Sample Utilization Report

Care Solace provides real-time data on your community's mental health needs. The timely metrics can be used in reporting and can help you make informed decisions to support your community.

Key Performance Indicators (KPIs)

	Jul	Aug	Sep	Oct	Nov	Dec	Jan	Feb	Mar	Apr	May	Jun	Total
Inbound interactions	304	703	1,354	1,385	1,530	1,296	823	1,370	2,074	1,728	2,045	1,433	16,045
Communications saved	2,015	3,303	6,590	8,295	8,405	7,347	4,491	7,026	11,146	9,674	11,939	10,051	90,282
Warm Handoffs*	13	112	202	240	206	153	94	187	340	212	283	155	2,197
Family-initiated cases	1	8	7	8	11	12	4	21	8	8	12	9	109
Total appointments into care	31	48	110	111	105	102	61	106	128	110	125	126	1,163
Anonymous searches	16	38	51	35	13	14	24	24	36	25	52	40	368

The KPIs section reflects the total number of community members helped, as well as the total number of communications (i.e. texts, emails, and calls) we saved staff and families to coordinate care.



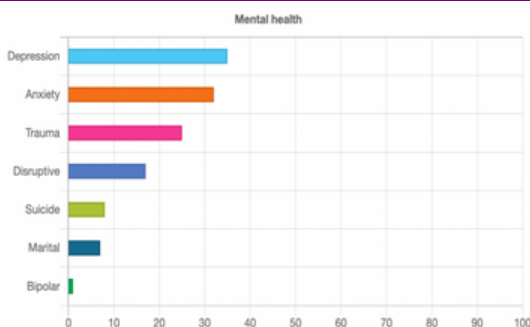
Reporting provides insights into demographics so you can see which community members need support.



CalViva Health: 37%
Medi-cal: 18%
Anthem Blue Cross: 12%
Blue Cross: 5%
Medicaid & Medicare: 4%
No Insurance - Sliding Scale: 4%
I Don't Know: 3%
Kaiser Permanente: 3%
Aetna: 3%
Blue Cross And Blue Shield: 2%



Omega Mental Health: 9%
Omni Family Health: 9%
Fresno County Youth Wellness Center: 8%
Fresno County Children's Mental Health: 8%
Central Valley Family Therapy: 7%
Transitions Children's Services: 7%
Clinica Sierra Vista: 5%
Livewell Behavioral Health Inc.: 5%
Footsteps Behavioral Health: 5%
Cherie Kae McCarthy: 5%



With insights into top insurances, providers, and prevalent mental health concerns in your community, you can make informed decisions on where to spend resources.

Want to learn more? Contact us:
www.caresolace.org | partnerships@caresolace.org