

# Powell County Middle School



Board Presentation  
December 13, 2022



# Overall Performance



## Overall Performance Rating ⓘ

Legend   ● Red (Lowest Performance)   ● Orange   ● Yellow   ● Green   ● Blue (Highest Performance)

Overall performance rating is one (1) of the five (5) color-coded performance levels that aggregates all available state indicator data for performance status



## MIDDLE SCHOOL FEDERAL CLASSIFICATION

Targeted Support and Improvement (TSI)

Kentucky Summative Assessment	
Grades 6-8	Combined Proficient and Distinguished
Reading	27%
Math	25%
Science	12%
Social Studies	31%
Writing	34%



# Overall Performance

## Middle School

State Assessments: Reading & Mathematics ⓘ



State Assessments: Science, Social Studies, & Combined Writing ⓘ



Progress on English Language Proficiency ⓘ

No Score available

Quality of School Climate and Safety Survey ⓘ



## Student Groups

### Student Group Details ⓘ

ⓘ Download

OVERVIEW

Middle School ▾



Economically Disadvantaged

Students with Disabilities (IEP)



White (non-Hispanic)



No Students



No Students

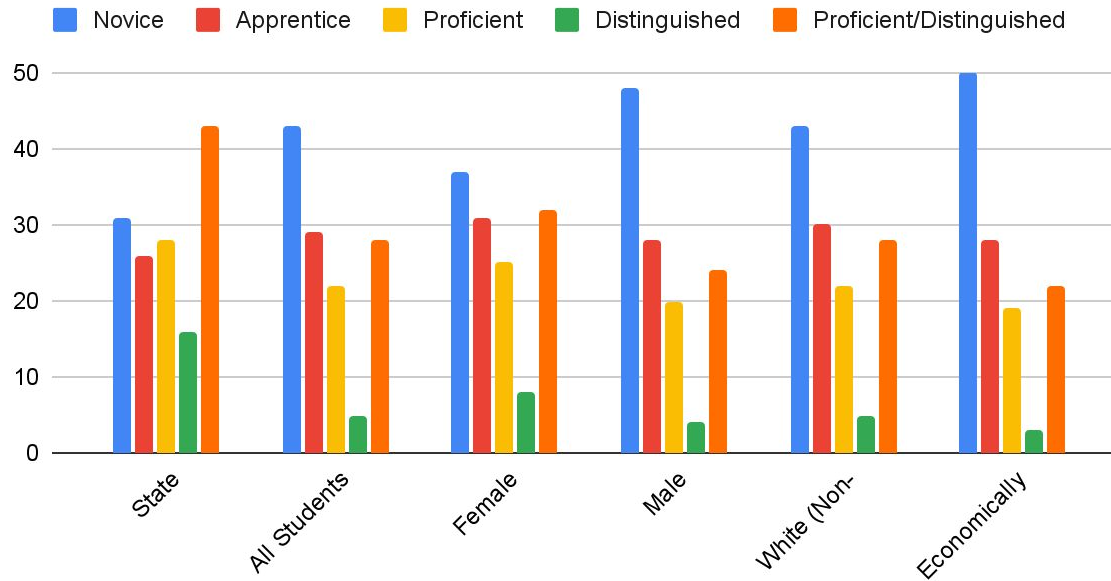


No Students



# Leveled Percentages for Reading

Reading Percent of Students Scoring NAPD

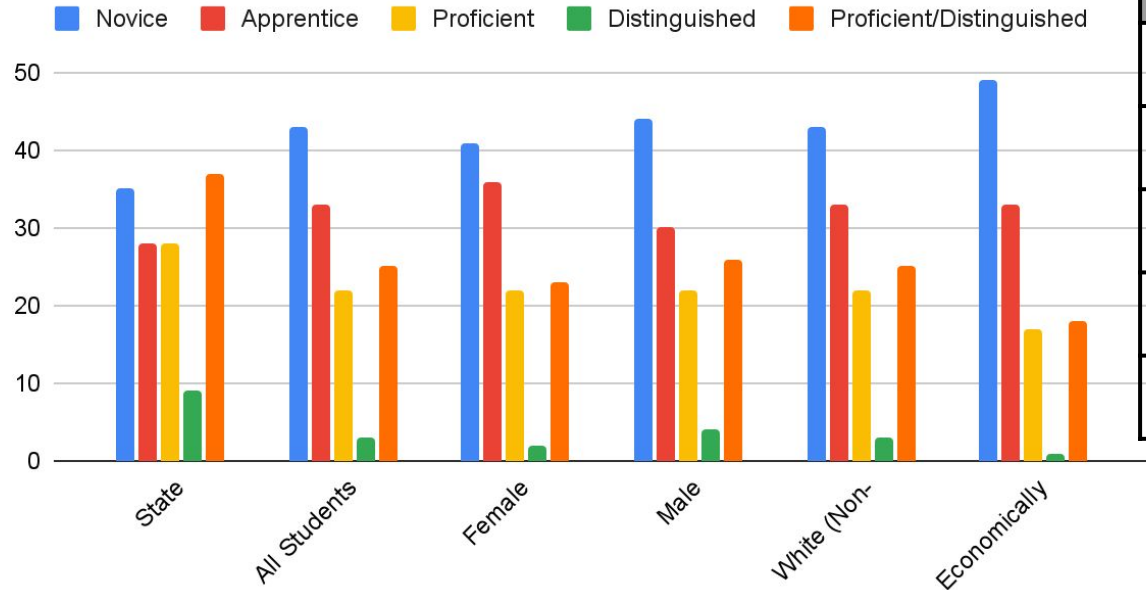


PCMS Reading	
Novice	43%
Apprentice	29%
Proficient	22%
Distinguished	5%
P/D Combined	27%



# Leveled Percentages for Math

Math Percent of Students Scoring NAPD

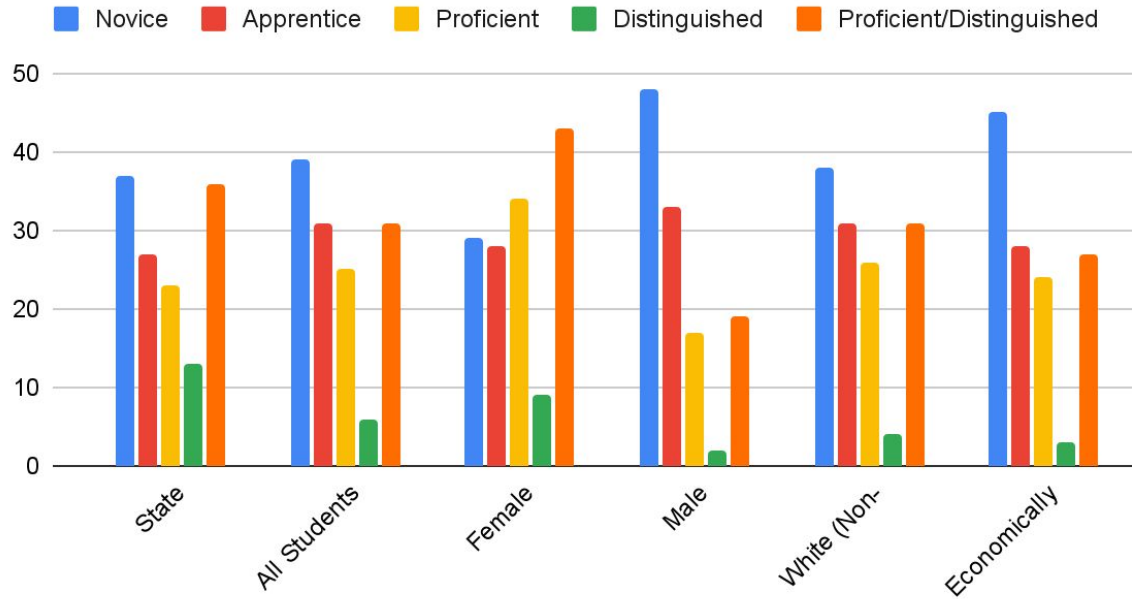


PCMS Math	
Novice	43%
Apprentice	33%
Proficient	22%
Distinguished	2%
P/D Combined	25%



# Levelled Percentages for Social Studies

Social Studies Percent of Students Scoring NAPD

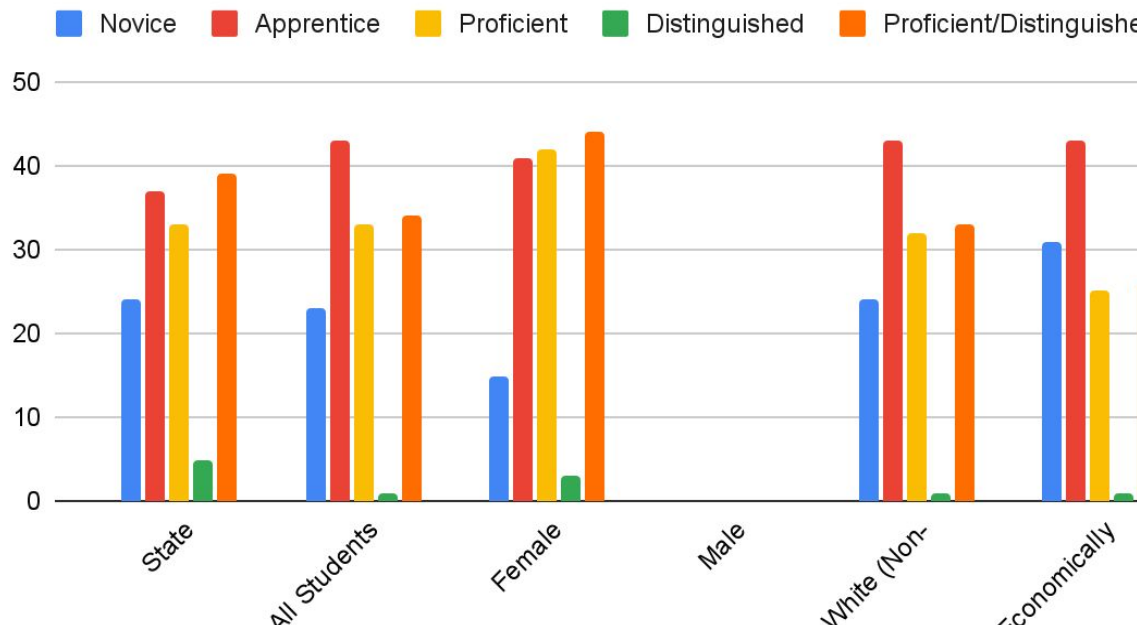


PCMS Social Studies	
Novice	37%
Apprentice	27%
Proficient	23%
Distinguished	13%
P/D Combined	36%



# Leveled Percentages for Writing

Writing Percent of Students Scoring NAPD



PCMS Writing	
Novice	23%
Apprentice	43%
Proficient	33%
Distinguished	1%
P/D Combined	34%



# Quality of School Climate and Culture Survey

## Top 5 Results

- **Adults care about my physical safety.** 91% Agree
- **My school is a caring place.** 88% Agree
- **I have at least one adult I know will listen when I have something to say.** 94% Agree
- **Adults at my school work hard to make sure students are safe.** 95% Agree
- **My teachers expect me to do my best.** 94% Agree



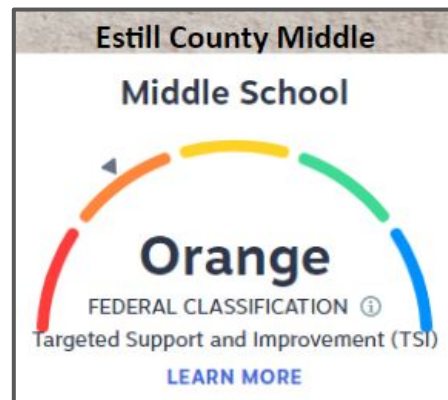
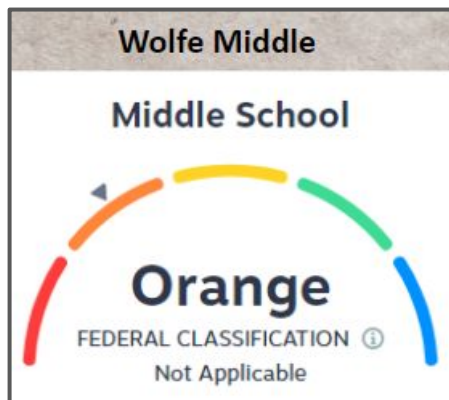
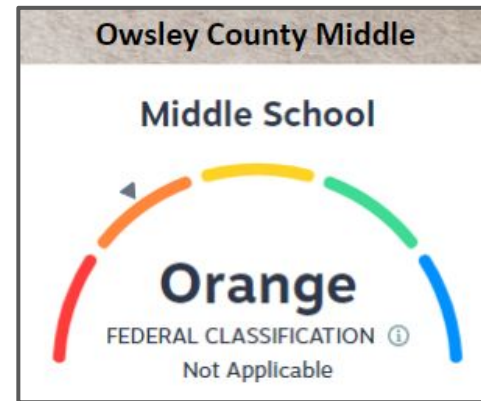
## Top 3 Areas for Growth

- **Bullying is not a problem.** 69% Disagree
- **Internet Bullying is not a problem.** 60% Disagree
- **Students are my school respect each others' differences.** 59% Disagree





# Data from Comparables in Our Area





## Data from Comparables in Our Area: P/D

School	Reading	Math	Science	SS	Writing
PCMS	27%	25%	12%	31%	34%
Lee Mid	27%	23%	supp.	24%	supp.
Estill Mid	27%	28%	supp.	20%	23%
Owsley Mid	39%	25%	supp.	41%	28%
Wolfe Mid	33%	26%	supp.	31%	supp.
Robert Campbell	39%	40%	23%	35%	24%



# Data Comparative to the State

State/School	Novice	Apprentice	Proficient	Disting.	P/D
Reading: State	31%	26%	28%	16%	43%
Reading: PCMS	43%	29%	22%	5%	27%
Mathematics: State	35%	28%	28%	9%	37%
Mathematics: PCMS	43%	33%	22%	2%	25%



## **Data Comparative to the State**

<b>State/School</b>	<b>Novice</b>	<b>Apprentice</b>	<b>Proficient</b>	<b>Disting.</b>	<b>P/D</b>
<b>Science: State</b>	36%	42%	20%	2%	22%
<b>Science: PCMS</b>	43%	45%	12%	0%	12%
<b>Social Studies: State</b>	37%	27%	23%	13%	36%
<b>Social Studies: PCMS</b>	39%	31%	25%	6%	31%
<b>Combined Writing: State</b>	24%	37%	33%	5%	39%
<b>Combined Writing: PCMS</b>	23%	43%	33%	1%	34%




# **Celebrations**

- **Although test scores are not satisfactory to us, we are still comparable to those surrounding us.**
- **We are confident that we have research based systems in place to help close many of the gaps we are seeing.**
- **Students consistently show that they receive quality instruction, are loved, are in a safe environment, and consistently have staff members who care for them.**
- **Even though students report that bullying is a problem, data shows that:**
  - **71% of students say they are taught ways to stop bullying if it occurs.**
  - **85% of students say they know safe ways to report bullying.**
  - **85% of students say that bullying reports are handled effectively.**



# Areas of Growth

- **We need to continue to address many of the social issues that students are seeing at school.**
- **We need to sure up the instructional foundations that we have somewhat lost through the CoVid years.**
- **Administration needs to be involved consistently in instructional planning PLCs and targeted supports for students academically, emotionally, and mentally.**





# **Plans for PCMS This Year**

- **Effectively Utilizing “Cruise Time” and “Enrichment” Periods**
- **Re-Vamped the Master Schedule so that instructional planning across departments reflects quality instruction with vertical and horizontal alignment.**
- **Improved mental health services for students.**
- **Targeted MTSS Supports for students’ academics, behaviors, and social-emotional health.**
- **Effective implementation of our “SOS” program.**
- **Implementation and utilization of our Learner Profile.**
- **Targeted action plans in each content department with improved PLCs.**
- **Updated curriculum maps post-CoVid**



# Questions?

