



FLOYD COUNTY BOARD OF EDUCATION
Anna Whitaker Shepherd, Superintendent
442 KY RT 550
Eastern, KY 41622
Telephone (606) 886-2354 Fax (606) 886-4550
www.floyd.kyschools.us

Linda C. Gearheart, Board Chair - District 1
William Newsome, Jr., Vice-Chair - District 3
Dr. Chandra Varia, Member - District 2
Keith Smallwood, Member - District 4
Steve Slone, Member - District 5

Consent Agenda Item (Action Item): Receive Utility Report for Allen Elementary.

Applicable State or Regulations: Board Policy 05.23

Fiscal/Budgetary Impact:

2020/2021 SY (July 20- June 21) \$72,088

2021/2022 SY (July 21- June 22) \$104,401

Increase in utilities due to first full year of school since COVID and Rate Increases.

History/Background:

November 2022

Board received utility report for Betsy Layne Elementary.

Recommended Action: To accept report as presented.

Contact Person(s):

Linda Hackworth
606-874-9569

N/A

Principal

Linda Hackworth
Director

Anna W. Shepherd
Superintendent

Date: December 1, 2022



Utility Report

December 19, 2022

Allen Elementary

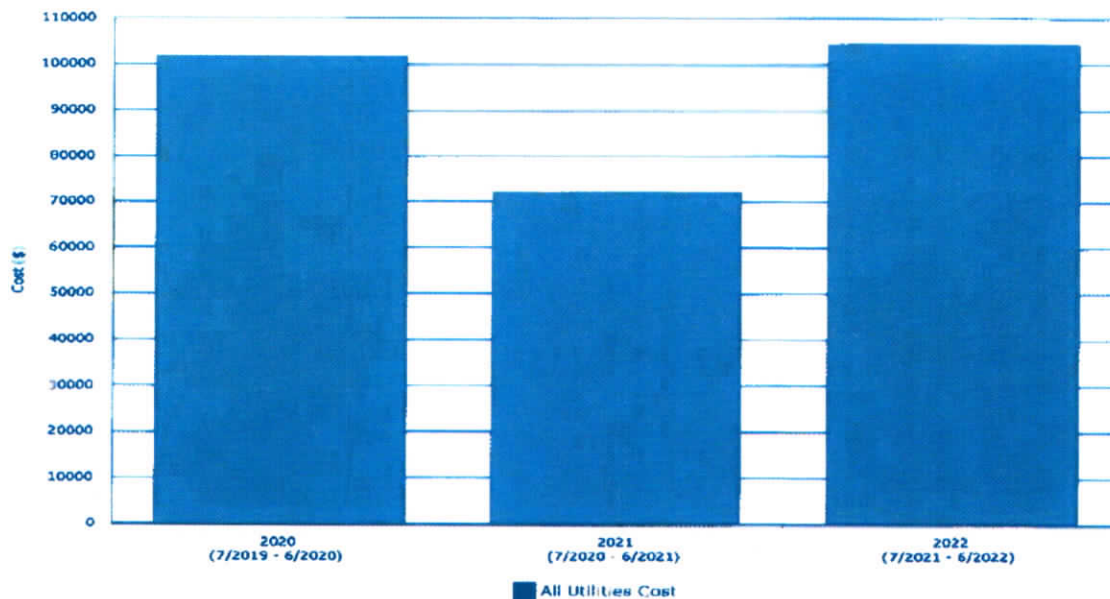
2020/2021 - 2021/2022

School Years



The Floyd County Board of Education does not discriminate on the basis of race, color, national origin, age, religion, marital status, sex, or disability in employment, educational programs, or activities as set forth in Title IX & VI, and in Section 504.

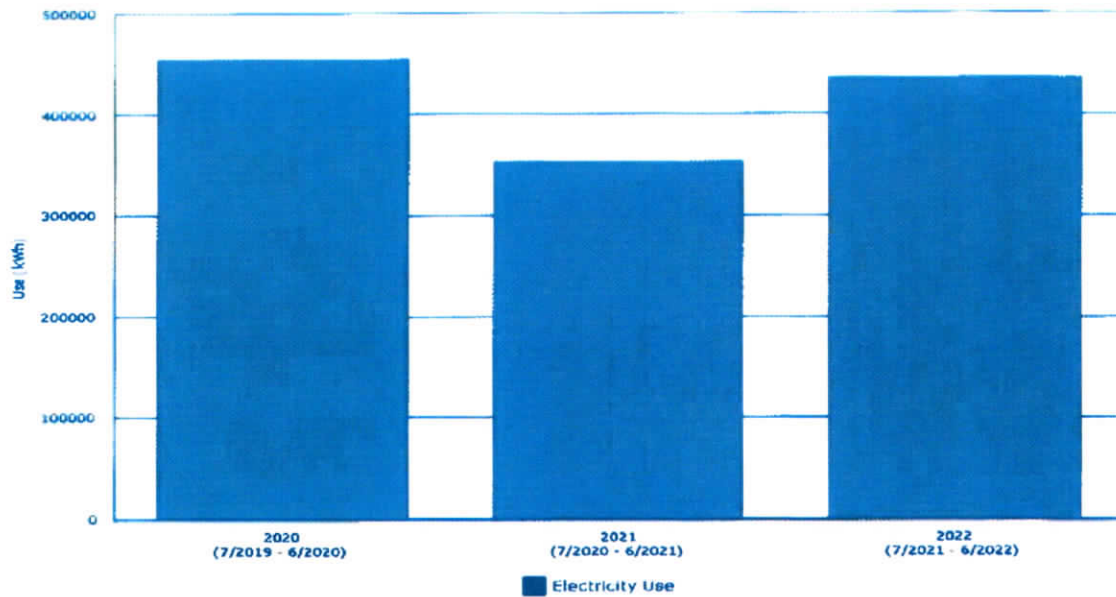
**Year-Over-Year Comparison
Floyd County Board of Education
Allen Elementary -- 7/2019 to 6/2022**



Period	All Utilities Cost
2020	\$101,811
2021	\$72,088
2022	\$104,401

School Year 2019 (pre-COVID) All Utilities Cost \$112,402

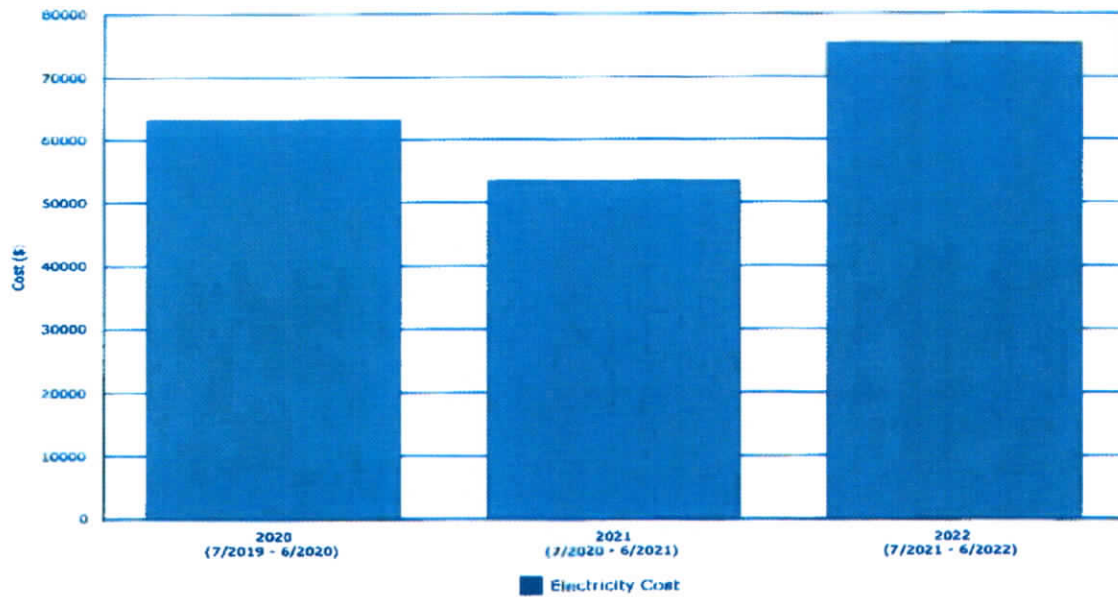
**Year-Over-Year Comparison
Floyd County Board of Education
Allen Elementary -- 7/2019 to 6/2022**



Period	Electricity Use (kWh)
2020	454,017
2021	353,442
2022	435,692

School Year 2019 (pre-COVID) Electric Usage 565,979

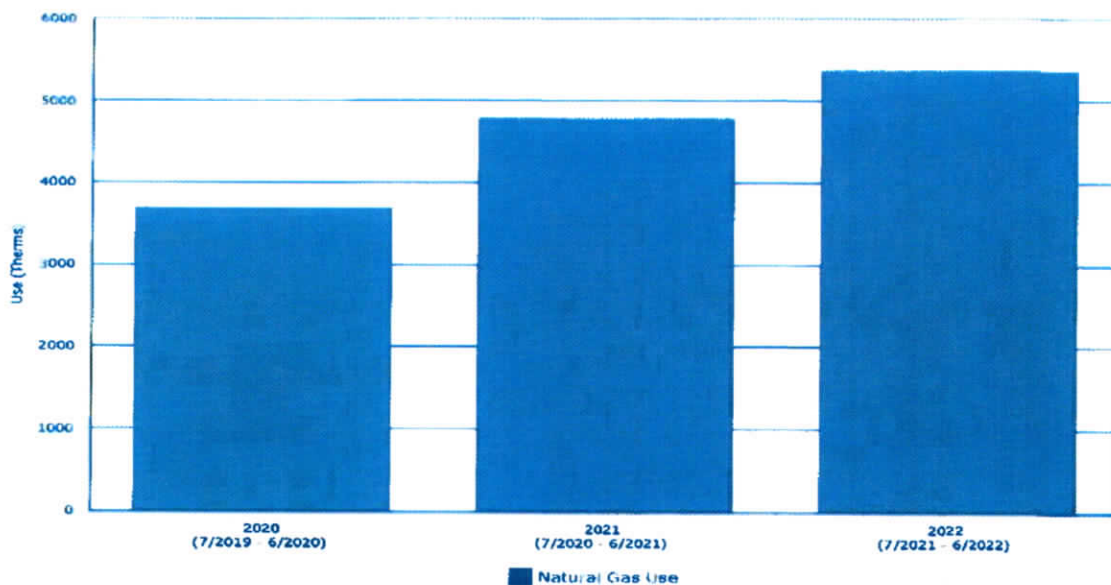
Year-Over-Year Comparison
Floyd County Board of Education
Allen Elementary -- 7/2019 to 6/2022



Period	Electricity Cost
2020	\$63,199
2021	\$53,583
2022	\$75,450

School Year 2019 (pre-COVID) Electric Cost \$78,110

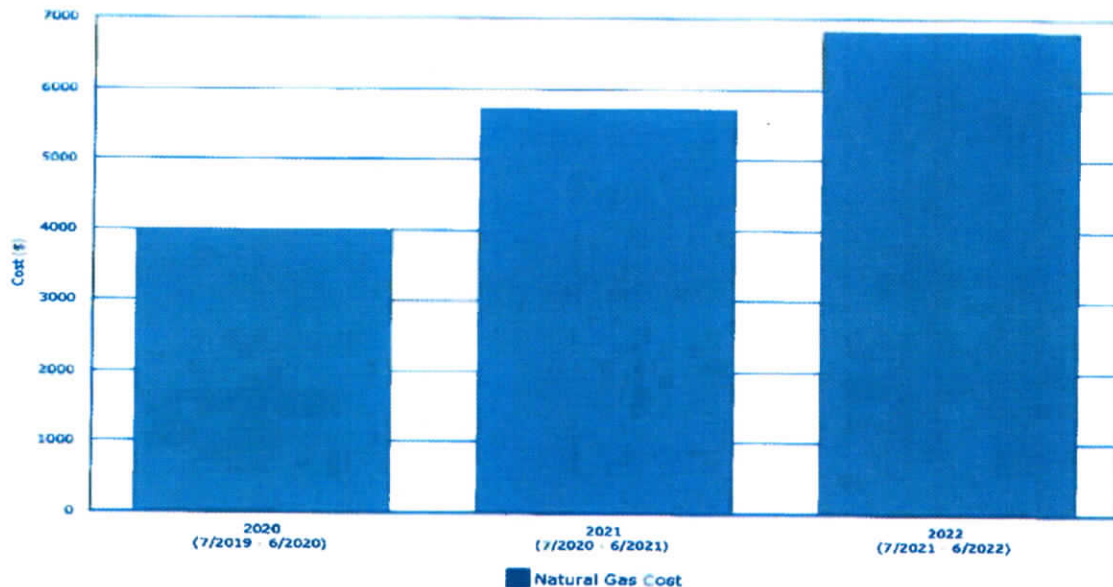
Year-Over-Year Comparison
Floyd County Board of Education
Allen Elementary -- 7/2019 to 6/2022



Period	Natural Gas Use (Therms)
2020	3,693
2021	4,781
2022	5,365

School Year 2019 (pre-COVID) Gas Usage 6,133

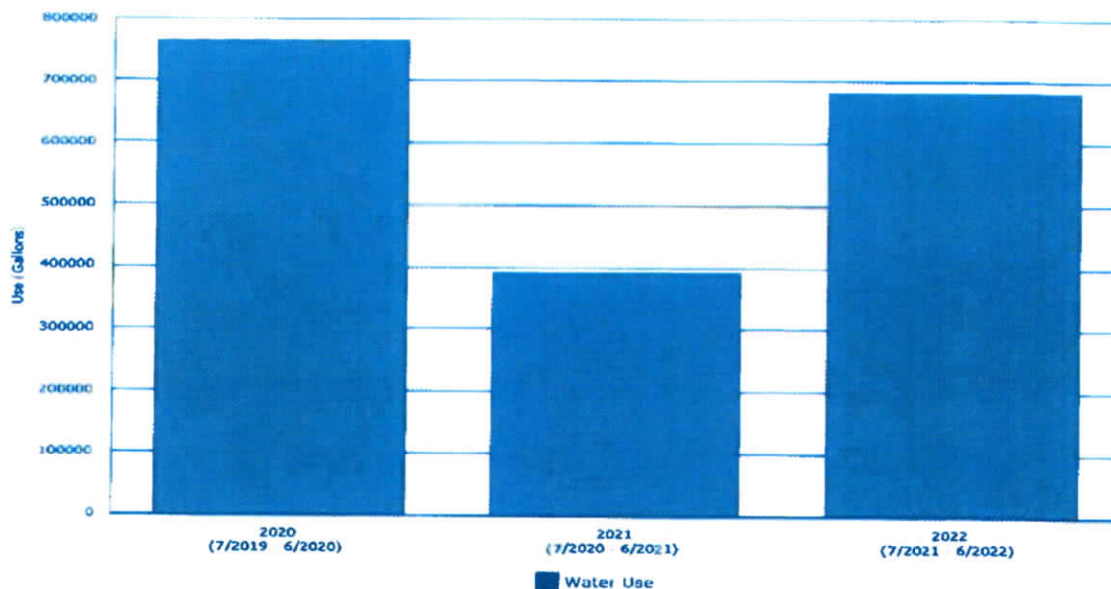
Year-Over-Year Comparison
Floyd County Board of Education
Allen Elementary -- 7/2019 to 6/2022



Period	Natural Gas Cost
2020	\$3,994
2021	\$5,711
2022	\$6,828

School Year 2019 (pre-COVID) Gas Cost \$6,192

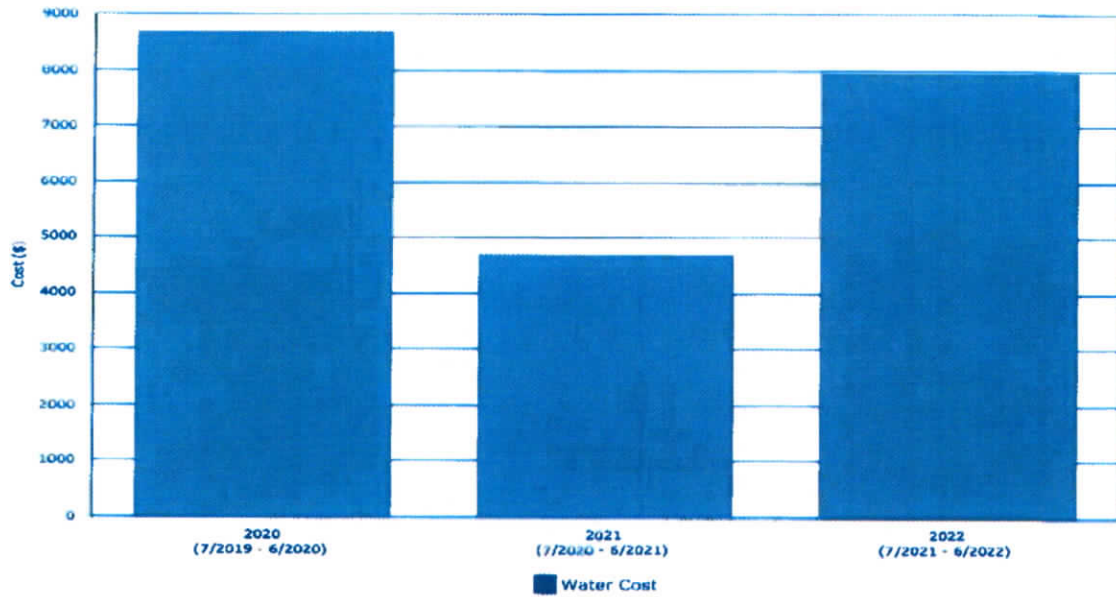
**Year-Over-Year Comparison
Floyd County Board of Education
Allen Elementary -- 7/2019 to 6/2022**



Period	Water Use (Gallons)
2020	766,907
2021	390,775
2022	682,467

School Year 2019 (pre-COVID) Water Usage 866,029

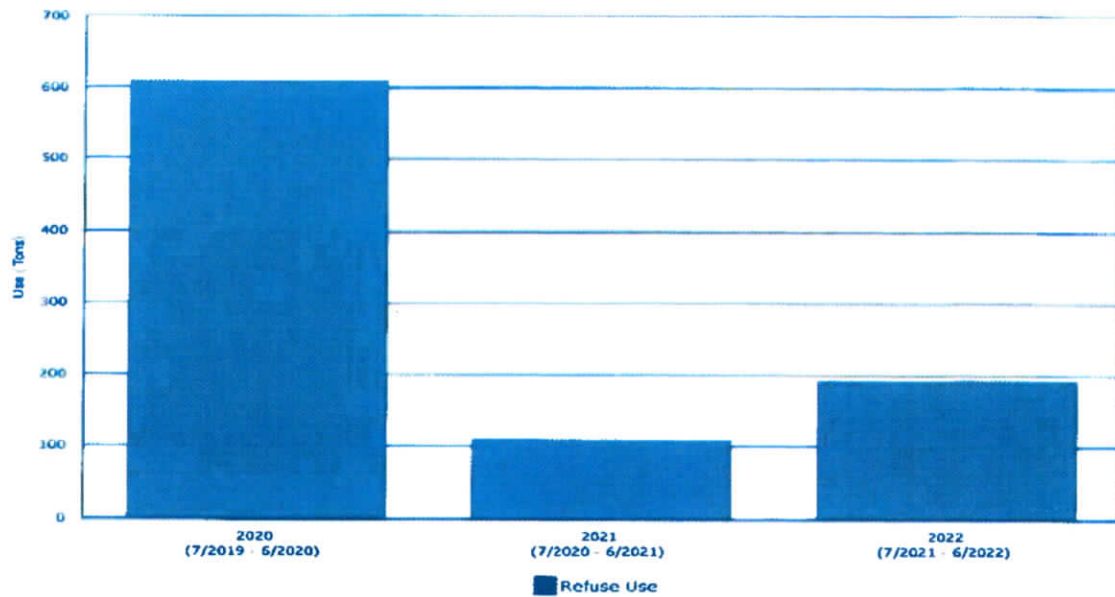
Year-Over-Year Comparison
Floyd County Board of Education
Allen Elementary -- 7/2019 to 6/2022



Period	Water Cost
2020	\$8,668
2021	\$4,679
2022	\$7,959

School Year 2019 (pre-COVID) Water Cost \$8,250

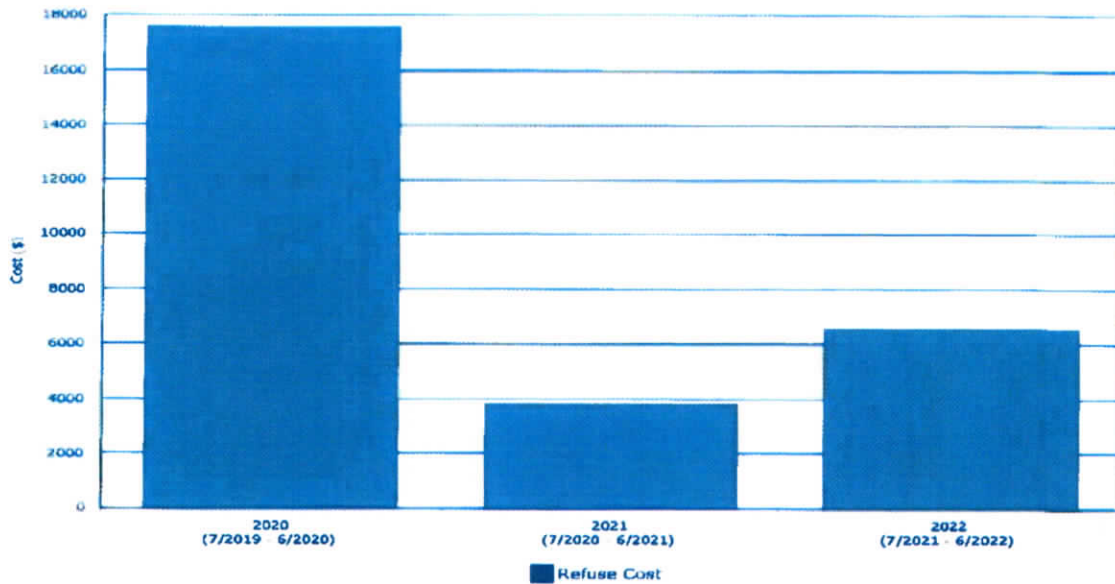
**Year-Over-Year Comparison
Floyd County Board of Education
Allen Elementary -- 7/2019 to 6/2022**



Period	Refuse Use (Tons)
2020	608
2021	110
2022	192

School Year 2019 (pre-COVID) Refuse Usage 1,376

Year-Over-Year Comparison
Floyd County Board of Education
Allen Elementary -- 7/2019 to 6/2022



Period	Refuse Cost
2020	\$17,590
2021	\$3,851
2022	\$6,567

School Year 2019 (pre-COVID) Refuse Cost \$17,080