

**Lancaster Elementary School**  
**Lancaster Elementary School**  
**Site Based Council Minutes**  
**September 13, 2022**

**Members present:** T. Bottoms, S. Hurt, P. Richards, B. Trimble, and S. Yantz

**Motion to approve the agenda:** B. Trimble (motion), S. Hurt (2nd); all in favor

**Motion to approve the [August Minutes](#)** S. Hurt (motion), P. Richards (2nd); all in favor

**Good News Report:** All of the textbooks are in. Beginning of the year screenings are complete and groups are made.

**Public Comment:** Jessica Welch

**2. Student Achievement**

- 2.1- iReady Results
- 2.2- Sept. 19th staff day- Standards
- 2.3- Reports to go home- iReady, F&P, SNAP and other diagnostics
- 2.4- Textbooks- We have received all of the textbooks.

**3. Planning**

- 3.1- 2022-23 SBDM Date and Times- 2nd Tuesday of the month at 3:15
- 3.2- Open Teaching position
- 3.3- Custodian retire
- 3.4- Grant monies- mulch
- 3.5- LES Reading Materials [HQIR Reading materials](#)

**4. Budget-**

- 4.1- 2022-23 SBDM Budget [2022-23 LES Budget](#)
- 4.2- 2022-23 SBDM Budget purchases

5. Other Business- none

6. Adjourn- S. Hurt (motion), S. Yantz (2nd); all in favor

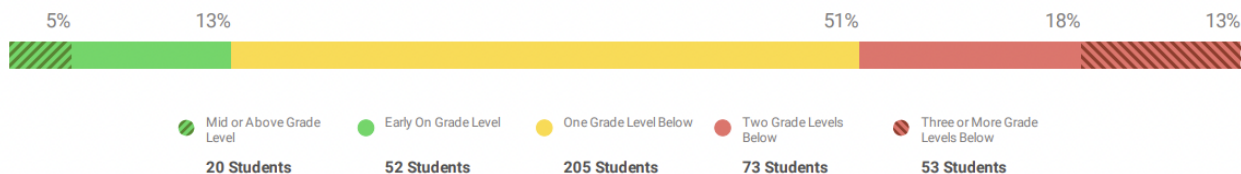
# Diagnostic Results



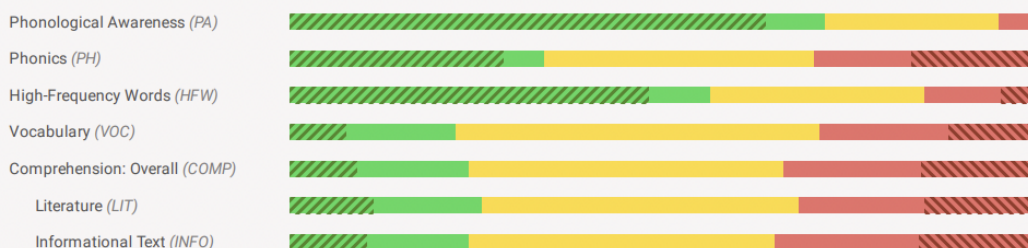
School: LANCASTER ELEMENTARY SCHOOL  
 Subject: Reading  
 Academic Year: 2022 - 2023  
 Diagnostic: Most Recent  
 Prior Diagnostic: None

## Overall Placement

Students Assessed/Total: 403/467



## Placement by Domain



Switch Table View

Show Results By

Placement Summary

Grade

Showing 6 of 6

Grade	Overall Grade-Level Placement	Mid or Above Grade Level	Early On Grade Level	One Grade Level Below	Two Grade Levels Below	Three or More Grade Levels Below	Students Assessed/Total
Grade K		1%	14%	84%	0%	0%	69/126
Grade 1		3%	9%	82%	5%	0%	74/75
Grade 2		4%	16%	49%	31%	0%	68/68
Grade 3		9%	10%	19%	39%	22%	67/71
Grade 4		8%	11%	36%	13%	33%	64/65

# Diagnostic Results



School	LANCASTER ELEMENTARY SCHOOL
Subject	Reading
Academic Year	2022 - 2023
Diagnostic	Most Recent
Prior Diagnostic	None

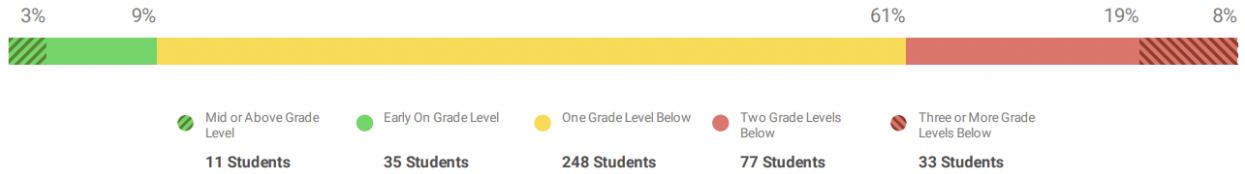
Grade	Overall Grade-Level Placement						Students Assessed/Total
Grade 5		5%	16%	28%	23%	28%	61/62

School  
Subject  
Academic Year  
Diagnostic  
Prior Diagnostic


LANCASTER ELEMENTARY SCHOOL  
Math  
2022 - 2023  
Most Recent  
None

### Overall Placement

Students Assessed/Total: 404/468



### Placement by Domain



Switch Table View

Show Results By

Placement Summary

Grade

Showing 6 of 6

Grade	Overall Grade-Level Placement	Mid or Above Grade Level	Early On Grade Level	One Grade Level Below	Two Grade Levels Below	Three or More Grade Levels Below	Students Assessed/Total
Grade K		3%	6%	91%	0%	0%	69/126
Grade 1		1%	1%	84%	14%	0%	74/75
Grade 2		0%	10%	65%	25%	0%	68/68
Grade 3		1%	9%	40%	37%	12%	67/71
Grade 4		8%	14%	41%	22%	16%	64/65
Grade 5		3%	13%	42%	18%	24%	62/63

