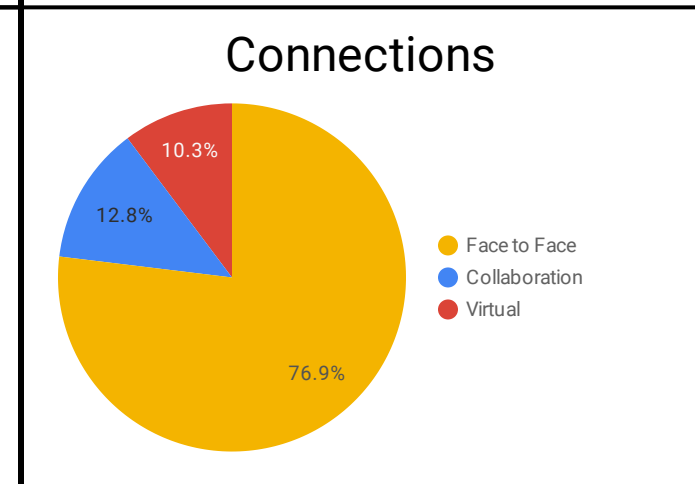
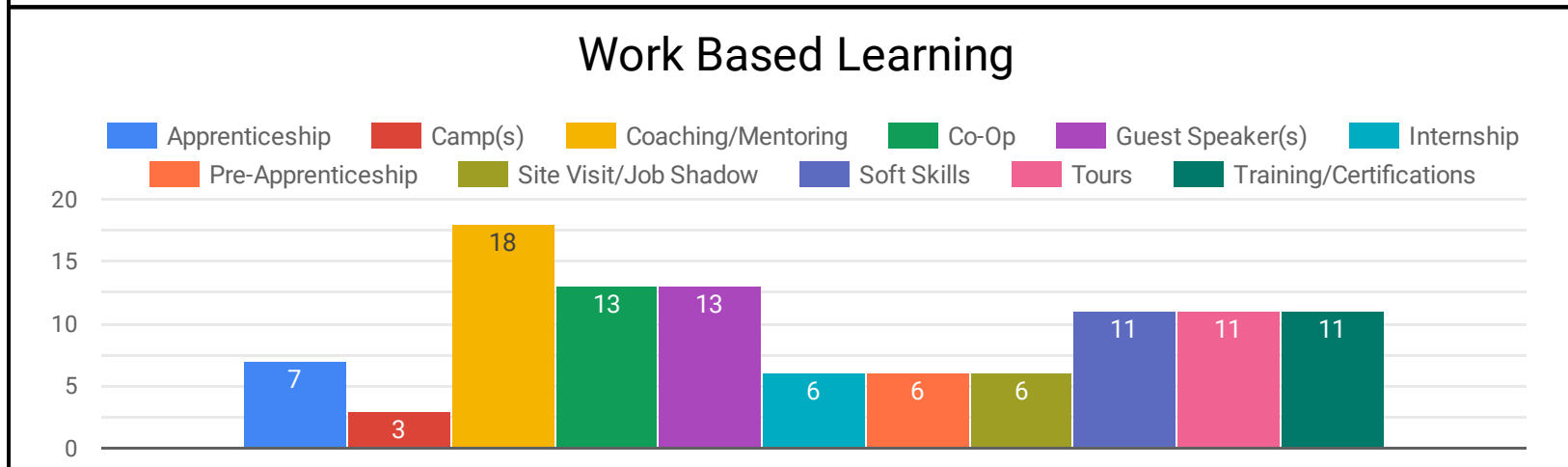
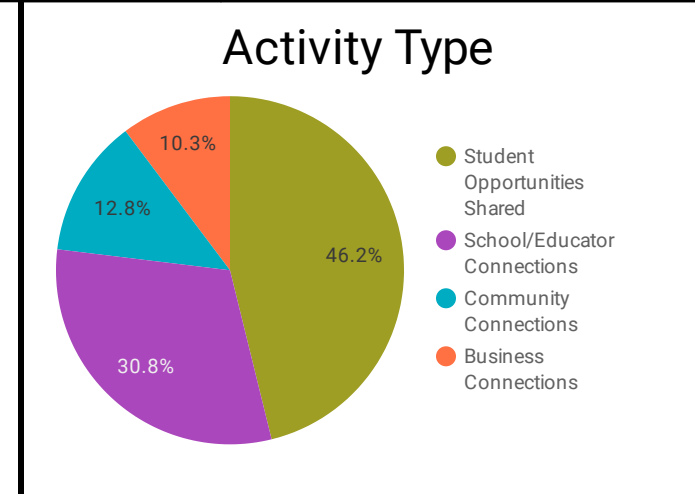
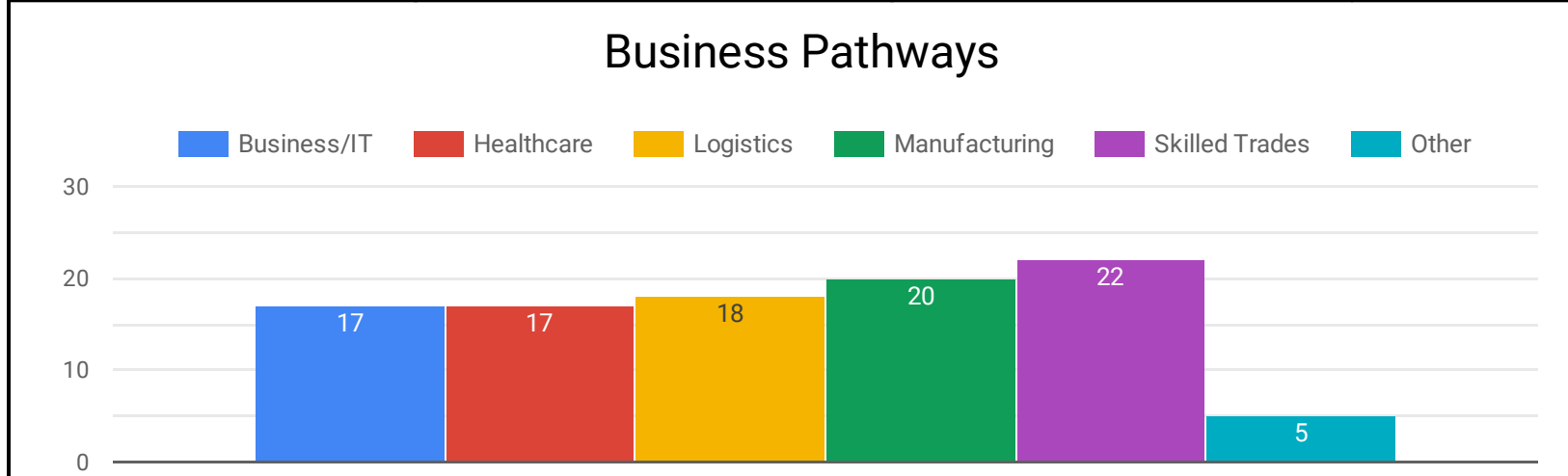


Oct 1, 2022 - Oct 28, 2022		Select Activity Type	Select Staff
		Select Connection Type	Districts in Attendance

Total Connections <b>39</b>	Number of Student Opportunities <b>185</b>	Number of Staff Opportunities <b>138</b>	Business Connections <b>4</b>	Community Connections <b>5</b>
--------------------------------	---	---	----------------------------------	-----------------------------------



### Activities Attended by School District

Beechwood <b>8</b>	Boone <b>13</b>	Campbell <b>13</b>	Dayton <b>10</b>	Fleming <b>5</b>	Greenup <b>5</b>	Kenton <b>10</b>	Newport <b>8</b>	Pendleton <b>5</b>	Williamstown <b>5</b>
Bellevue <b>10</b>	Bracken <b>6</b>	Covington <b>8</b>	Erlanger-Elsmere <b>12</b>	Fort Thomas <b>5</b>	Grant <b>9</b>	Ludlow <b>8</b>	Owen <b>5</b>	Walton-Verona <b>5</b>	