

**FIELD OBSERVATION REPORT**  
**012-Piner**  
**2022-September/October**



■ TO: Mr. Rob Haney  
Kenton County School District  
1055 Eaton Drive  
Ft. Wright, KY 41017

■ DATE: 2022.10.27

ATTENTION:

■ FROM: Ralph Cooper  
rcooper@pca-arch.com  
906 Monmouth Street  
Newport, KY 41071

■ PROJECT: KCSD  
Piner Elementary

COPIES TO: Ms. Carrie Hooten  
Mr. Kevin Pfefferman  
Mr. Mike Blau

PROJECT NO.: 2021-004

■ WE TRANSMIT THE ATTACHED ITEMS VIA: **EMAIL**

PURPOSE ☐ For your use  
☐ As requested  
☐ For review and comment  
☐ For information  
☒ For record  
☐ For approval  
☐

DISPOSITION ☐ No exceptions noted  
☐ Exceptions noted,  
Revise as indicated.  
☐ REJECTED:  
REVISE AND RESUBMIT  
☐

COPIES	DATE	DESCRIPTION	PAGES
1	2022.10.XX	September/October Field Observation Report	10

■ REMARKS:

**Division 01: General Requirements**

01.01: 2022.10.11 – Worked on the punchlist was done over Fall Break.

01.02: 2022.10.18 – Work continues on the punchlist.

01.03: 2022.10.25 – Work continues on the punchlist.

**Division 02: Existing Conditions**

02.01: 2022.09.27- 2022.10.25 – No items noted.

**Division 03: Concrete**

03.01: 2022.09.27- 2022.10.25 – No items noted.

**Division 04: Masonry**

04.01: 2022.09.27- 2022.10.25 – No items noted.

**Division 05: Metals**

05.01: 2022.09.27- 2022.10.25 – No items noted.

**Division 06: Woods and Plastics**

06.01: 2022.09.27- 2022.10.25 – No items noted.

**Division 07: Thermal and Moisture Protection**

07.01: 2022.09.27- 2022.10.25 – No items noted.

**Division 08: Doors and Windows**

08.01: 2022.09.27- 2022.10.25 – No items noted.

**Division 09: Finishes**

09.01: 2022.09.27- Installation of the ceiling grid has started in several classrooms.

09.02: 2022.09.27 – Painting is in progress throughout the second floor.

09.03: 2022.09.27 – The ceramic tile has been installed in the new staff toilet room.

09.04: 2022.10.04 – Installation of the ceiling grid continues throughout the second floor.

09.05: 2022.10.05 – Installation of the ceiling grid continues throughout the second floor. Installation of the ceiling pads is scheduled for next week.

09.06: 2022.10.18 – The top of the existing stairwells have been sealed to the roof deck above as required by the building inspector.

09.07: 2022.10.25 – Ceiling tiles have been installed in the classrooms.

09.08: 2022.10.25 – Marker and tack boards have been installed.

09.09: 2022.10.25 – Installation of the linoleum flooring has started.

**Division 10: Specialties**

10.01: 2022.09.27- 2022.10.25 – No items noted.

**Division 11: Equipment**

11.01: 2022.09.27- 2022.10.25 – No items noted.

**Division 12: Furnishings**

12.01: 2022.08.30 – No items noted.

**Division 20-28: MEP**

20-28.01: 2022.09.27- Installation of the light fixtures has started.

20-28.02: 2022.09.27 – Ductwork has been insulated.

20-28.03: 2022.09.27 – The existing roof drains have been insulated.

20-28.04: 2022.10.04 – Installation of data cabling continues throughout the second floor.

20-28: 2022.10.04 – Installation of light fixtures continues.

20-28: 2022.10.11: Installation of low-voltage items is in progress.

20-28: 2022.10.11: Toilet fixtures have been set in the staff toilet.

20-28: 2022.10.18: Sprinkler heads have been installed.

20-28: 2022.10.18: The HVAC contractor is working towards completing the above ceiling work so the final above ceiling inspections can be completed.

#### **Division 31: Earthwork**

31.01: 2022.09.27- 2022.10.25 – No items noted.

#### **Division 32: Exterior Improvements**

32.01: 2022.09.27- 2022.10.25 – No items noted.

#### **Construction Photos**

**2022.09.27**



View at pipe enclosure in corridor on second floor.



View down second floor corridor.



View of second floor classroom.



View of insulated roof drains.



View of second floor classroom.



Ceiling grid installation has started.



Ceiling grid installation has started.



Ceiling grid installation has started.



View of insulated ductwork.



View of new electrical panel and closet.





The floor and wall tile has been installed in the new Staff Toilet Room.



Ceiling grid installation has started.

**2022.10.04**



Ceiling grid installation continues throughout the second floor.



Ceiling grid installation continues throughout the second floor.



Floors are being cleaned in preparation for the start of flooring installation.



Ceiling grid installation continues throughout the second floor.

Ceiling grid installation continues throughout the second floor.



Ceiling grid installation continues throughout the second floor.



Ceiling grid installation continues throughout the second floor.



Ceiling grid installation continues throughout the second floor.

**2022.10.11**





Installation of HVAC diffusers, light fixtures, and low-voltage systems continues throughout.



Installation of HVAC diffusers, light fixtures, and low-voltage systems continues throughout.



Installation of HVAC diffusers, light fixtures, and low-voltage systems continues throughout.



The top of the stairwells still need to be capped per the requirements of the building department.



Installation of HVAC diffusers, light fixtures, and low-voltage systems continues throughout.



Installation of HVAC diffusers, light fixtures, and low-voltage systems continues throughout.



Toilet fixtures have been set in the staff toilet.



Installation of HVAC diffusers, light fixtures, and low-voltage systems continues throughout.

**2022.10.18**



A view down the second floor corridor.



A view of a classroom.



A view of a classroom.



Sprinkler heads have been installed.





Sprinkler heads have been installed.



The tops of the stairwell walls have been sealed to the roof deck above.







Bulkheads have been installed around the corridor windows.



The tops of the stairwell walls have been sealed to the roof deck above.

**2022.10.25**



Ceilings have been installed in the classrooms.	Marker and tack boards have been installed.
 <p data-bbox="224 842 777 873">The corridor is ready for ceiling pad installation.</p>	 <p data-bbox="844 842 1398 873">Ceilings have been installed in the classrooms.</p>
 <p data-bbox="224 1367 777 1423">Floors are being prepped for installation of the linoleum flooring.</p>	 <p data-bbox="844 1367 1398 1423">Adhesive has been installed in preparation for the linoleum flooring.</p>

- ☐ Please acknowledge receipt of transmitted items.
- ☐ Return transmitted items to PCA ARCHITECTURE <sup>PSC</sup>.

**END**