

The background of the slide is a collage of two images. The top-left portion shows a line of yellow school buses, with the front of one bus clearly visible, displaying the number 32 and the word 'SCHOOL BUS'. The bottom-left portion shows a classroom interior with blue walls, decorated with colorful balloons and framed pictures. There are several small desks and chairs arranged in the room.

Public Data Release

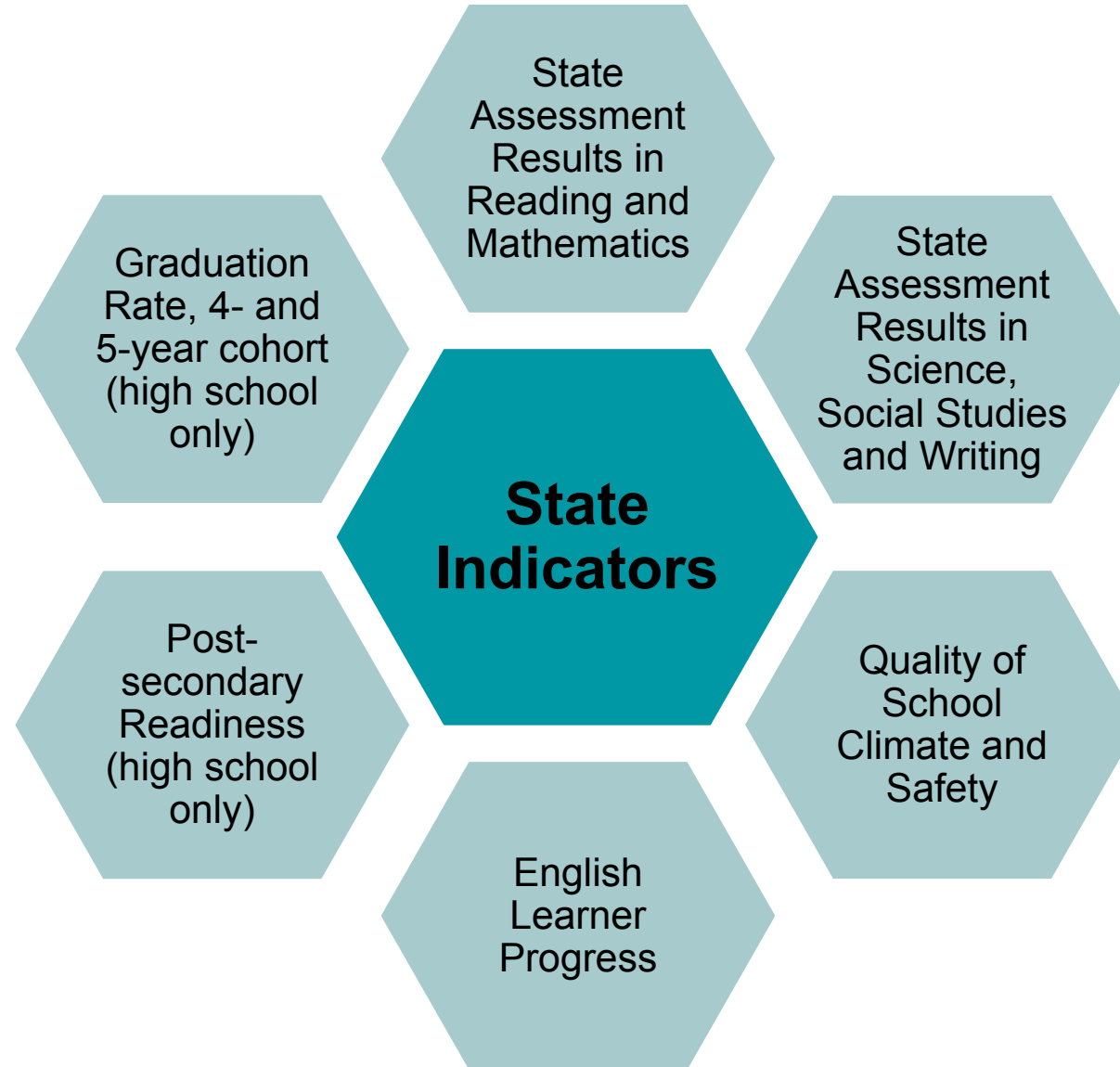
Garrard County Schools

2021-2022 Data



Kentucky Department of
EDUCATION

State Indicators in the Accountability System



Overall Accountability Weights

Overall Accountability Weights						
	State Assessment Results in Reading and Mathematics	State Assessment Results in Science, Social Studies and Writing	English Learner Progress	Quality of School Climate and Safety	Postsecondary Readiness	Graduation Rate (4-and-5-year cohort)
Elementary Schools	51	40	5	4	--	--
Middle Schools	46	45	5	4	--	--
High Schools	45	20	5	4	20	6

Federal law requires the greatest emphasis on Reading and Mathematics and English Language progress at elementary and middle schools. At high school, federal law requires emphasis on Reading and Mathematics and Graduation Rate.

Overall Accountability Rating

- Each school will be assigned an Overall School Color Rating of red, orange, yellow, green, or blue based on the strength of performance on indicators as combined in the overall accountability score.
- The indicators are State Assessment Results in Reading and Mathematics; State Assessment Results in Science, Social Studies and Writing; English Learner Progress; Quality of School Climate and Safety; Postsecondary Readiness; and Graduation Rate (4-and-5-year cohort).

Color Rating System



Accountability Profile for Camp Dick Robinson

Elementary School Red Orange Yellow Green Blue

School Name	Overall Color Rating	Overall Score	CSI/TSI/ATSI	CSI/TSI/ATSI Reason
Camp Dick Robinson	Yellow	68.7	No	

Accountability Profile for Paint Lick Elementary

Elementary School Red Orange Yellow Green Blue

School Name	Overall Color Rating	Overall Score	CSI/TSI/ATSI	CSI/TSI/ATSI Reason
Paint Lick Elementary	Yellow	54.4		

Accountability Profile for Lancaster Elementary

Elementary School Red Orange Yellow Green Blue

School Name	Overall Color Rating	Overall Score	CSI/TSI/ATSI	CSI/TSI/ATSI Reason
Lancaster Elementary	Orange	51.6	TSI	Disability

Accountability Profile at Garrard Middle

Middle School Red Orange Yellow Green Blue

School Name	Overall Color Rating	Overall Score	CSI/TSI/ATS I	CSI/TSI/ATSI Reason
Garrard Middle	Yellow	51.6	TSI	Disability

Accountability Profile at Garrard County High

High School Red Orange Yellow Green Blue

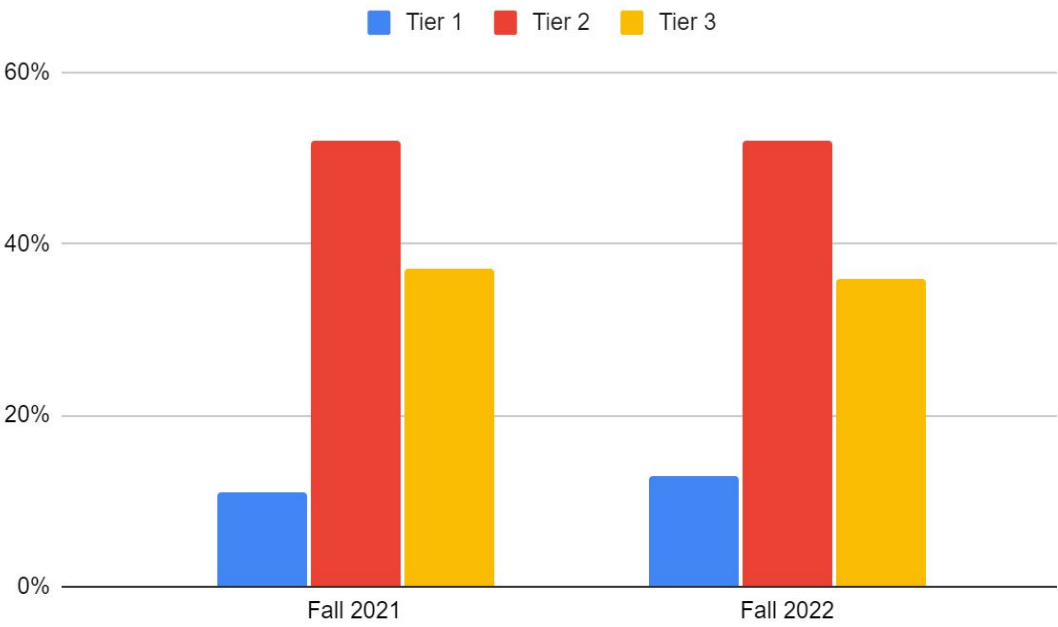
School Name	Overall Color Rating	Overall Score	CSI/TSI/ATSI	CSI/TSI/ATSI Reason
Garrard County High	Yellow	63.1		

Percentages of Garrard County and State of KY

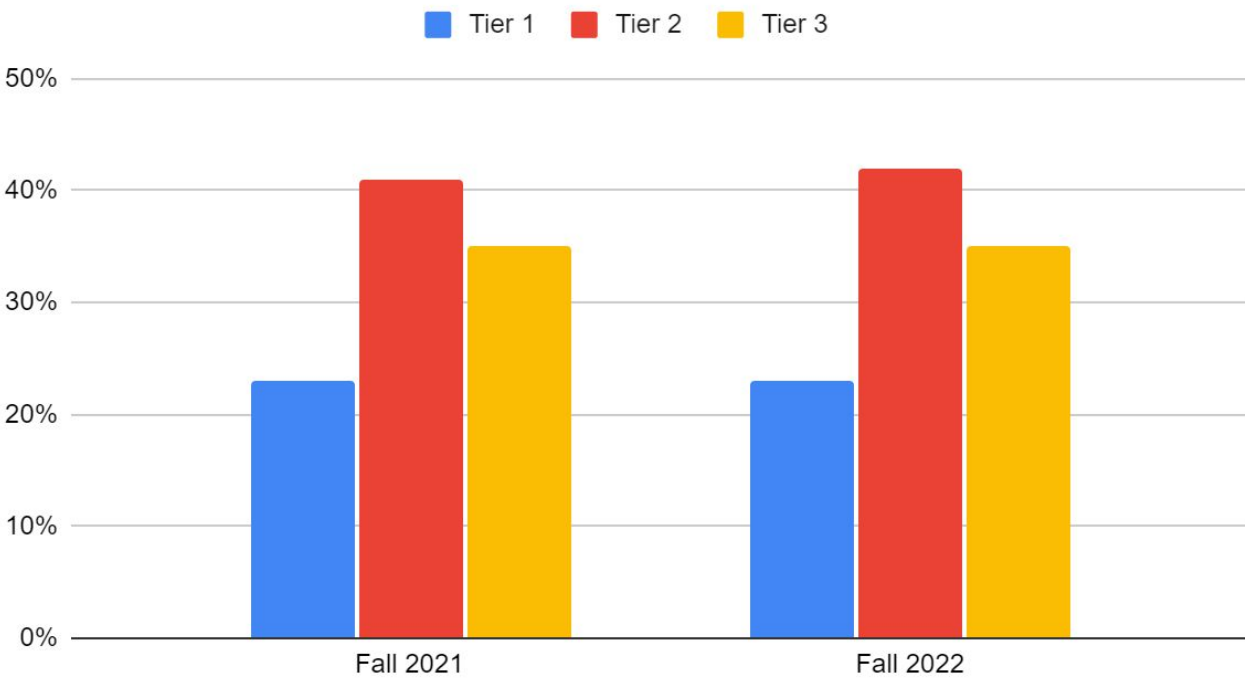
Content Area	Elementary	State Elementary	Middle	State Middle	High	State High
Reading	33% N 42% P/D	33% N 45% P/D	35% N 18% P/D	30% N 44% P/D	30% N 42% P/D	29% N 45% P/D
Mathematics	33% N 40% P/D	32% N 38% P/D	38% N 28% P/D	34% N 38% P/D	27% N 40% P/D	32% N 38% P/D
Science	20% N 26% P/D	16% N 29 % P/D	33% N 22% P/D	36% N 22% P/D	48% N 15% P/D	43% N 15% P/D
Social Studies	32% N 40% P/D	34% N 37% P/D	35% N 34% P/D	37% N 36% P/D	35% N 31% P/D	37% N 35% P/D
Combined Writing	21% N 44% P/D	23% N 40% P/D	22.5% N 40% P/D	25.5% N 37% P/D	20.5% N 45% P/D	21.5% N 43% P/D

i-Ready Data

iReady Math



iReady Reading



Focus on Continuous Improvement Elementary Schools

- District wide resources & HQIR Pilot
- Increase in collaboration among the three elementary schools
- Focus on teaching the Kentucky Academic Standards and using the district wide resources to help teach the standards
- Focus on congruency of the standards to learning targets to activities to formative assessments
- Implementing daily formative assessments/exit slips & analysis for instructional next steps
- iReady correlation with KSA – name and claim students for intervention
- Focus on Tier 1 Instruction
- MTSS/RTI implementation and data meetings
- Push-in vs pull-out intervention
- Focused walkthrough forms for all schools (lesson essentials)
- PLCs focus on student data and next steps
- Emphasis on co-teaching strategie/structures in classrooms

Focus on Continuous Improvement Middle and High Schools

- Focus on teaching the Kentucky Academic Standards and using the district wide resources to help teach the standards
- Focus on congruency of the standards to learning targets to activities to formative assessments
- Implementing daily formative assessments/exit slips and analysis for instructional next steps
- Focus on Tier 1 Instruction
- Focused walkthrough forms for all schools (lesson essentials)
- PLCs focus on student data and next steps
- Emphasis on co-teaching strategies and structures
- MTSS/RTI implementation
- Data analysis & name/claim on Post Secondary Readiness

Questions?



Kentucky Department of
EDUCATION