INDEX TO DRAWINGS

ALLEN COUNTY CAMPUS AIR QUALITY AND BUILDING UPGRADES

BG# 22-296

DESIGN DEVELOPMENT DOCUMENTS

AUGUST 2022

OWNER:

ALLEN COUNTY PUBLIC SCHOOLS
SCOTTSVILLE, KENTUCKY

SCB PROJECT NUMBER: 2206

TRAVIS HAMBY - SUPERINTENDENT
JUSTIN MARSH - CHAIRPERSON
AL BARMAN - VICE CHAIRMAN
BILLY TURNER - MEMBER
STEPHANIE ASHBY - MEMBER
BRIAN CELSOR - MEMBER

PROJECT ADDRESS:

ALLEN COUNTY-SCOTTSVILLE HIGH SCHOOL:
570 W OLIVER ST, SCOTTSVILLE, KY 42164

JAMES E BAZZELL MIDDLE SCHOOL:
201 NEW GALLATIN RD, SCOTTSVILLE, KY 42164

ALLEN COUNTY INTERMEDIATE CENTER:
720 E OLIVER ST, SCOTTSVILLE, KY 42164

ALLEN COUNTY PRIMARY CENTER:
721 NEW GALLATIN RD, SCOTTSVILLE, KY 42164

ALLEN COUNTY VOCATIONAL SCHOOL:
1501 BOWLING GREEN RD, SCOTTSVILLE, KY 42164

SHERMAN CARTER BARNHART ARCHITECTS

SHERMAN CARTER BARNHART ARCHITECTS, PLLC
PROJECT MANAGER: JENNIFER CASH, AIA

2405 HARRODSBURG ROAD
LEXINGTON, KY 40504-3329
PHONE: 859.224.1351
FAX: 859.224.8446

www.scbarchitects.com

MECHANICAL/ELECTRICAL ENGINEER

SHROUT TATE WILSON ENGINEERS
628 WINCHESTER RD
LEXINGTON, KY 40505
P 859-277-8177

CONSTRUCTION MANAGER

ALLIANCE CORPORATION
116 E. COLLEGE ST.
GLASGOW, KY 42141
270-651-8848

SCB PROJECT NO. 2206

2206 ALLEN COUNTY CAMPUS AIR QUALITY AND BUILDING UPGRADES
COVER SHEET - DESIGN DEVELOPMENT
C:_Revit\2206 Allen County High School Central (R20)_allenrk46ul2.rvt
8/4/2022 10:09:23 AM

ROOM FINISH GROUPS

GENERAL NOTES:

1. REMOVE EXISTING CARPET FLOORING AND INSTALL NEW LVT.
2. REMOVE AND REPLACE EXISTING WALL BASE WITH RESILIENT BASE.

XXX 1 (REF)	FLOOR	LUXURY VINYL TILE
	BASE	4" RESILIENT BASE
	WALLS	PAINT
XXX 2 (REF)	FLOOR	
	BASE	
	WALLS	

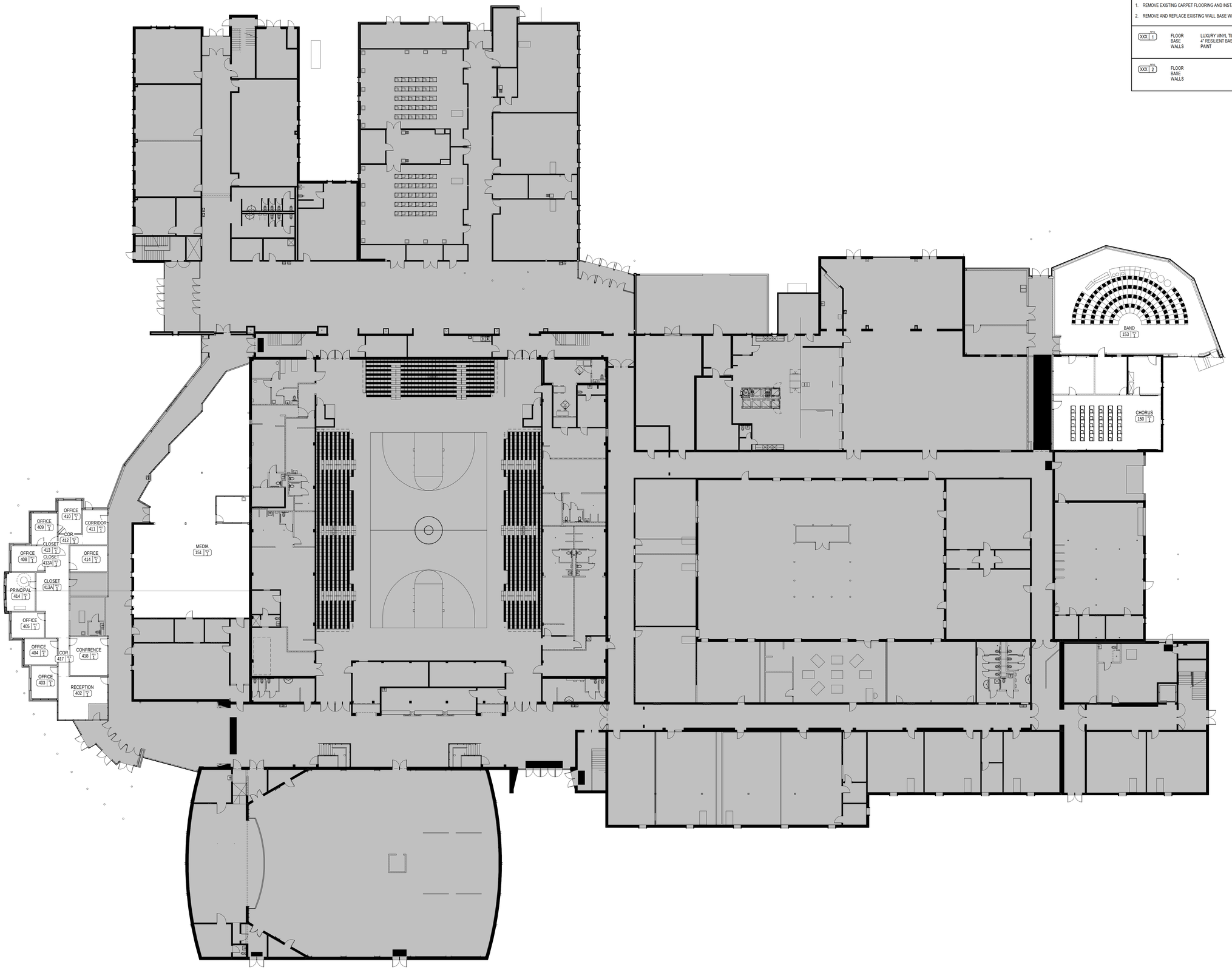

1 FIRST FLOOR PLAN
1/16" = 1'-0"

SHERMAN CARTER BARNHART ARCHITECTS

ALLEN COUNTY CAMPUS AIR QUALITY AND BUILDING UPGRADES
2206

ALLEN COUNTY HIGH SCHOOL FIRST FLOOR PLAN

JOB NO.	2206
DATE	JULY 8, 2022
DRAWN	PWD
CHECKED	-

COPYRIGHT © 2022
SHERMAN CARTER BARNHART ARCHITECTS, PLLC

REVISIONS

No.	Description	Date

SHEET

A1.1

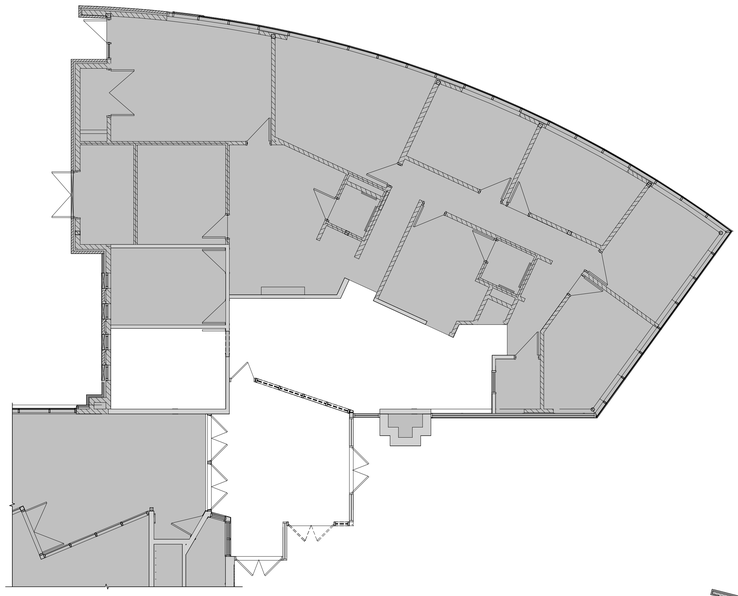

2 FIRST FLOOR DEMOLITION PLAN
1/8" = 1'-0"

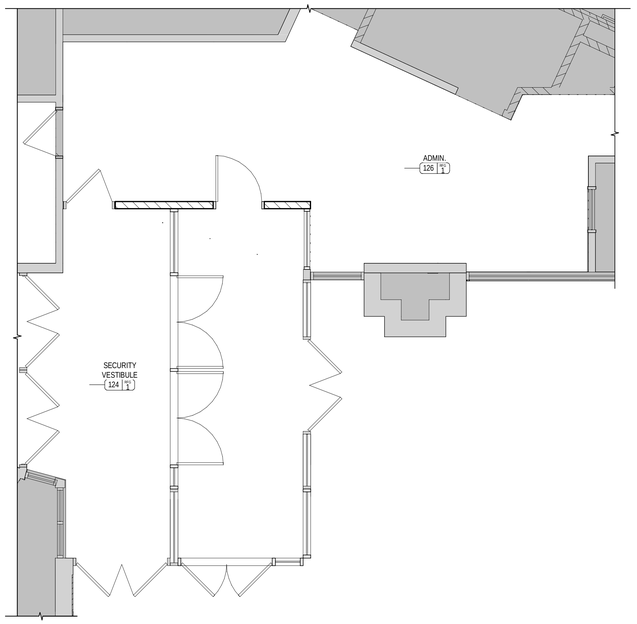

1 VESTIBULE ENLRAGED PLAN
1/4" = 1'-0"

ROOM FINISH GROUPS

GENERAL NOTES:

1. REMOVE EXISTING CARPET FLOORING AND INSTALL NEW LVT.
2. REMOVE AND REPLACE EXISTING WALL BASE WITH RESILIENT BASE.

XXX 1 (REV)	FLOOR BASE WALLS	LUXURY VINYL TILE 4" RESILIENT BASE PAINT
XXX 2 (REV)	FLOOR BASE WALLS	

3 FIRST FLOOR PLAN
1/16" = 1'-0"

SHERMAN CARTER BARNHART ARCHITECTS

ALLEN COUNTY CAMPUS AIR QUALITY AND BUILDING UPGRADES
2206

ALLEN COUNTY INTERMEDIATE SCHOOL FIRST FLOOR PLAN

JOB NO.	2206
DATE	JULY 8, 2022
DRAWN	PWD
CHECKED	

COPYRIGHT © 2022
SHERMAN CARTER BARNHART
ARCHITECTS, PLLC

REVISIONS

No.	Description	Date

SHEET

A1.2

ROOM FINISH GROUPS

GENERAL NOTES:

1. REMOVE EXISTING CARPET FLOORING AND INSTALL NEW LVT.
2. REMOVE AND REPLACE EXISTING WALL BASE WITH RESILIENT BASE.

XXX 1	FLOOR BASE WALLS	LUXURY VINYL TILE 4" RESILIENT BASE PAINT
XXX 2	FLOOR BASE WALLS	

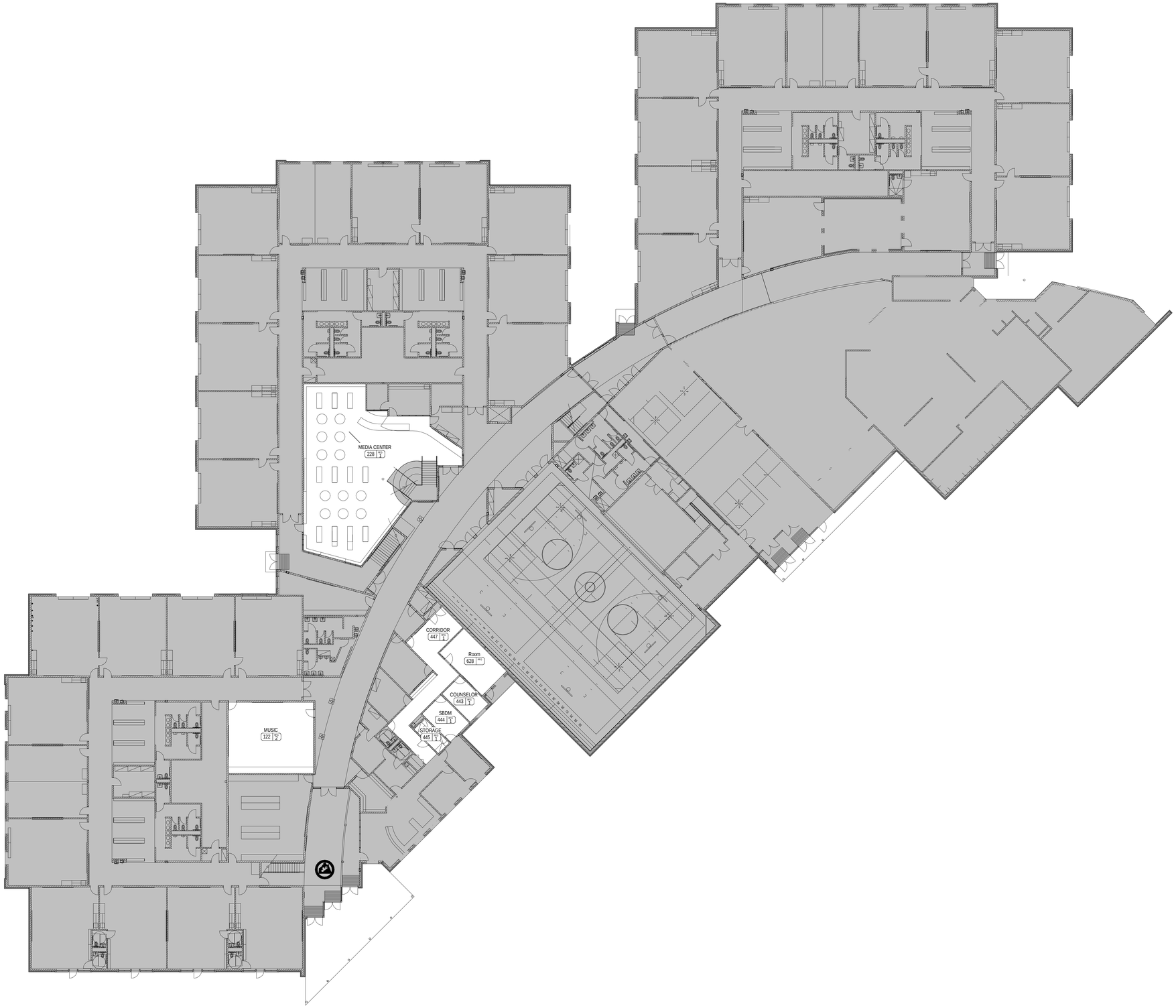

1 FIRST FLOOR PLAN
1/16" = 1'-0"

SHERMAN CARTER BARNHART ARCHITECTS

ALLEN COUNTY CAMPUS AIR QUALITY AND BUILDING UPGRADES
2206

ALLEN COUNTY PRIMARY SCHOOL
FIRST FLOOR PLAN

JOB NO.	2206
DATE	JULY 8, 2022
DRAWN	PWD
CHECKED	

COPYRIGHT © 2022
SHERMAN CARTER BARNHART
ARCHITECTS, PLLC

REVISIONS

No.	Description	Date

SHEET
A1.3

2206
ALLEN COUNTY CAMPUS AIR QUALITY AND BUILDING UPGRADES
8/4/2022 1:10:09 PM

ROOM FINISH GROUPS

GENERAL NOTES:

1. REMOVE EXISTING CARPET FLOORING AND INSTALL NEW LVT.
2. REMOVE AND REPLACE EXISTING WALL BASE WITH RESILIENT BASE.

XXX 1 (REF)	FLOOR BASE WALLS	LUXURY VINYL TILE 4" RESILIENT BASE PAINT
XXX 2 (REF)	FLOOR BASE WALLS	

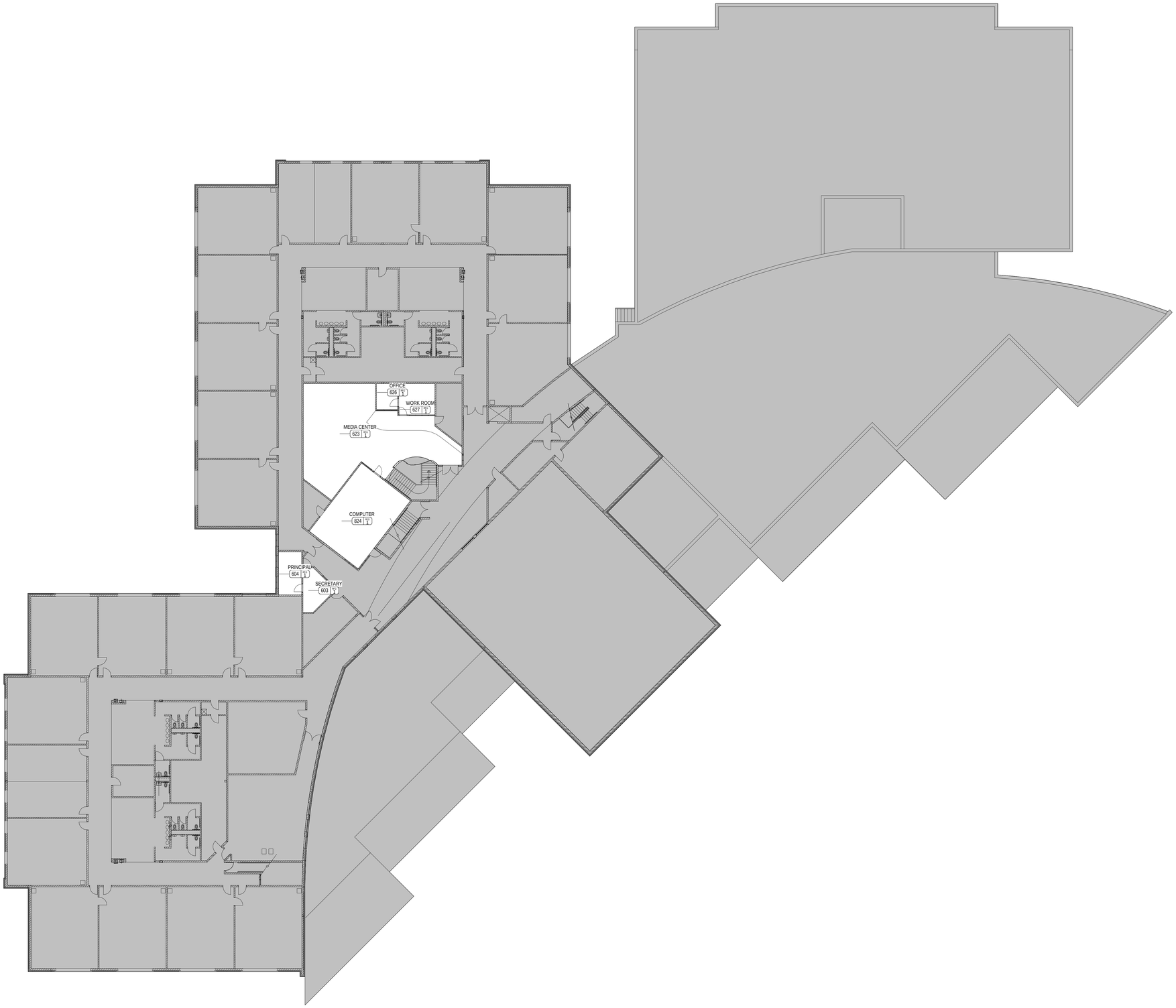

1 SECOND FLOOR PLAN
1/16" = 1'-0"

SHERMAN CARTER BARNHART ARCHITECTS

ALLEN COUNTY CAMPUS AIR QUALITY AND BUILDING UPGRADES
2206

ALLEN COUNTY PRIMARY SCHOOL
SECOND FLOOR PLAN

JOB NO.	2206
DATE	JULY 8, 2022
DRAWN	PWD
CHECKED	

COPYRIGHT © 2022
SHERMAN CARTER BARNHART
ARCHITECTS, PLLC

REVISIONS

No.	Description	Date

SHEET

A1.4

ROOM FINISH GROUPS

GENERAL NOTES:

1. REMOVE EXISTING CARPET FLOORING AND INSTALL NEW LVT.
2. REMOVE AND REPLACE EXISTING WALL BASE WITH RESILIENT BASE.

XXX 1 (REF)	FLOOR BASE WALLS	LUXURY VINYL TILE 4" RESILIENT BASE PAINT
XXX 2 (REF)	FLOOR BASE WALLS	

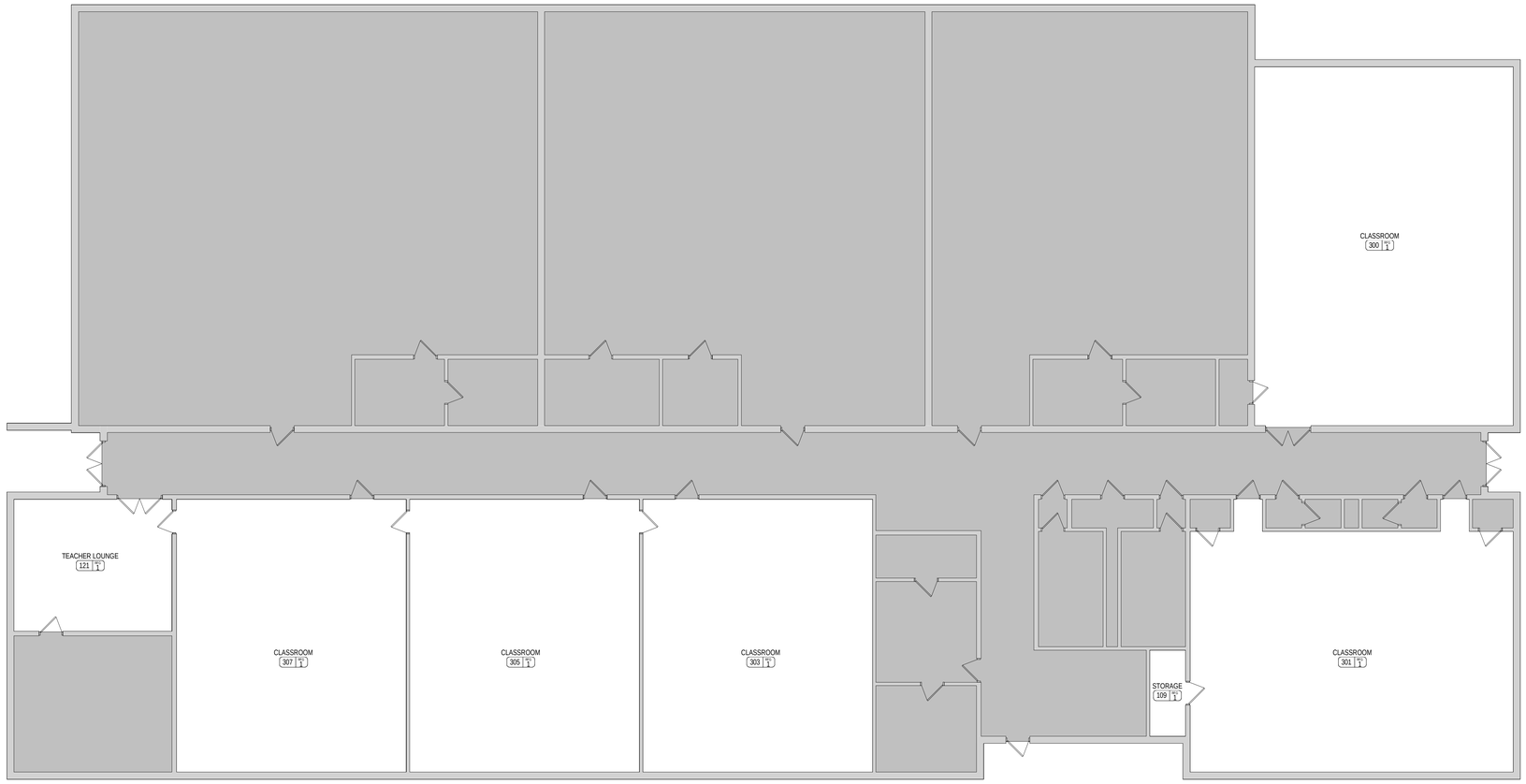

1 FIRST FLOOR PLAN
1/8" = 1'-0"

SHERMAN CARTER BARNHART ARCHITECTS

ALLEN COUNTY CAMPUS AIR QUALITY AND BUILDING UPGRADES
2206

ALLEN COUNTY LEARNING CENTER
FIRST FLOOR PLAN

JOB NO.	2206
DATE	JULY 8, 2022
DRAWN	AFL
CHECKED	Checker

COPYRIGHT © 2022
SHERMAN CARTER BARNHART ARCHITECTS, PLLC

REVISIONS

No.	Description	Date

SHEET
A1.5

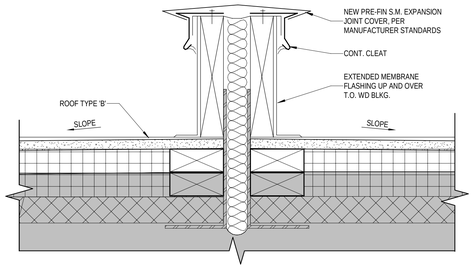

11 EXPANSION JOINT DETAIL (ALTERNATE 1)
3" = 1'-0"

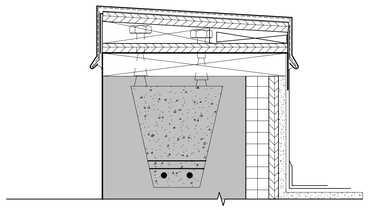

10 COPING DETIAL (ALTERNATE 1)
3" = 1'-0"

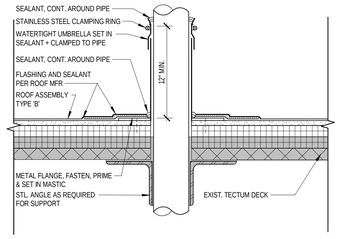

9 PENETRATION DETAIL (ALTERNATE 1)
1 1/2" = 1'-0"

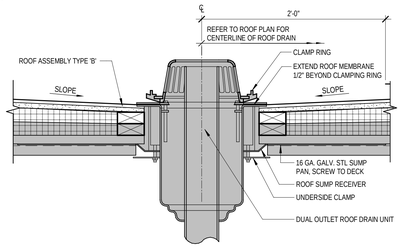

8 ROOF DRAIN/ OVERFLOW DETAIL (ALTERNATE1)
1 1/2" = 1'-0"

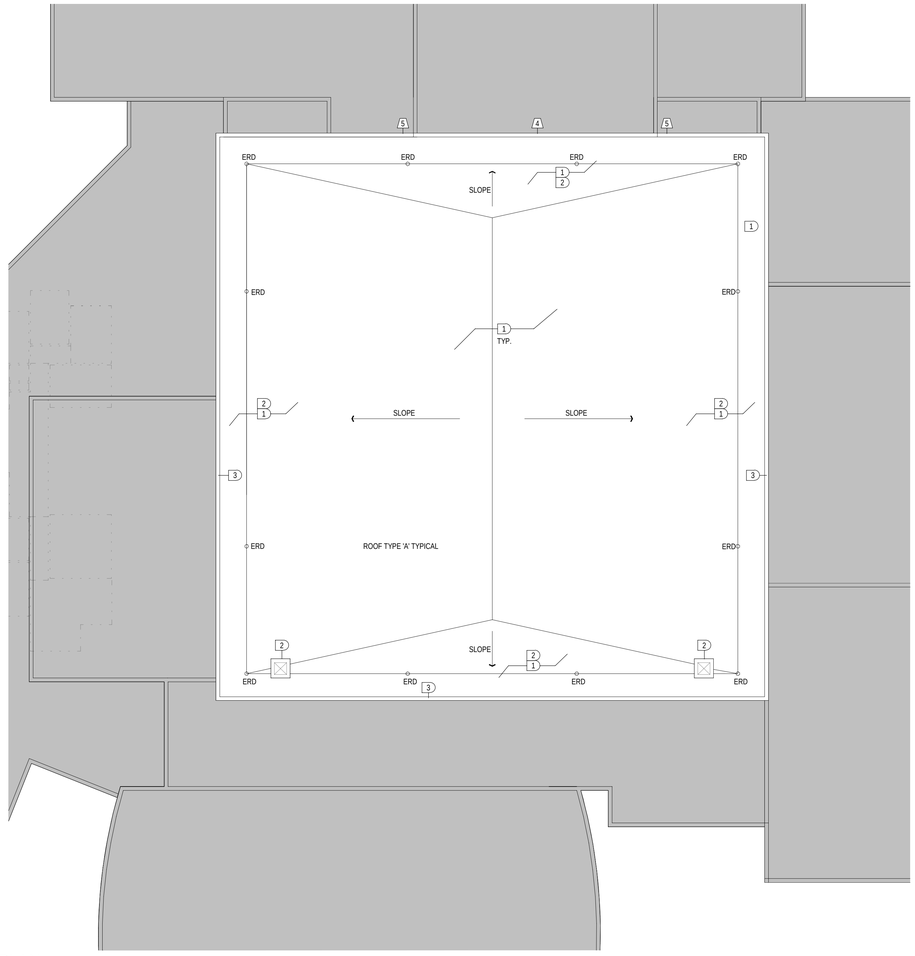

1 ROOF PLAN
1/16" = 1'-0"

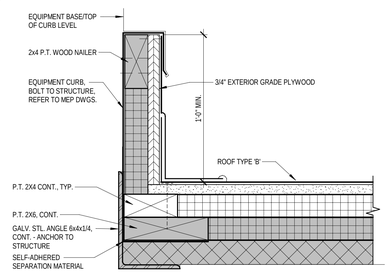

7 MECHANICAL CURB DETAIL (ALTERNATE 1)
3" = 1'-0"

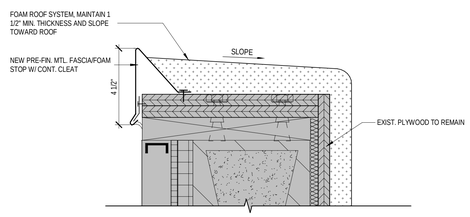

4 TYPICAL FOAM STOP/FASCIA DETAIL
3" = 1'-0"

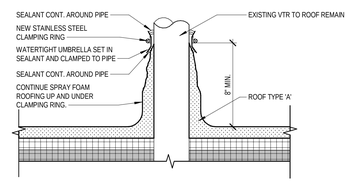

2 TYPICAL PENETRATION DETAIL
1 1/2" = 1'-0"

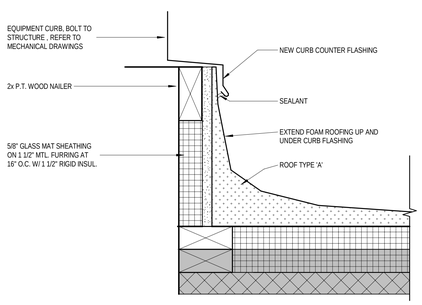

6 TYPICAL MECHANICAL CURB DETAIL
3" = 1'-0"

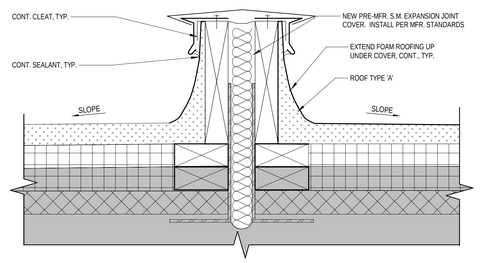

5 EXPANSION JOINT DETAIL
3" = 1'-0"

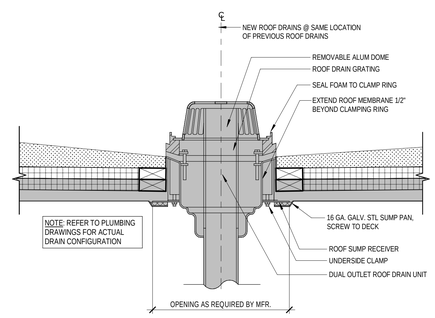

3 TYPICAL ROOF DRAIN/ OVERFLOW DETAIL
1 1/2" = 1'-0"

CODE INFORMATION

PROJECT DESCRIPTION:
SCOPE OF WORK INCLUDES, BUT NOT LIMITED TO THE FOLLOWING: REMOVE EXISTING BALLASTED ROOF SYSTEMS. REMOVE EXISTING GUTTERS, DOWNSPOUTS, FASCIA AND GRAVEL STOPS. REPLACE ROOFS WITH TPO ROOFING SYSTEMS, REPLACE GUTTERS, DOWNSPOUTS, FASCIA AND COPINGS AS INDICATED.

CODE: -KENTUCKY BUILDING CODE, 2018, 2ND EDITION

USE GROUP: -E: EDUCATION, A-3 ASSEMBLY (EXISTING)

CONSTRUCTION TYPE: 2B (EXISTING)

SPECIAL INSPECTIONS PER CHAPTER 17 OF THE KENTUCKY BUILDING CODE:

IN ADDITION TO ALL QUALITY CONTROL TESTS AND INSPECTIONS REQUIRED OF THE CONTRACTOR BY THE CONTRACT DOCUMENTS, THE OWNER WILL PROVIDE SPECIAL INSPECTIONS AS FOLLOWS:

NONE APPLICABLE 2012 IECC COMPLIANT C402.2

GENERAL ROOF NOTES

A. ROOF SLOPES SHALL NOT BE LESS THAN 1/4" RISE PER FT. RUN TYPICALLY WHERE REQUIRED TO ACHIEVE POSITIVE DRAINAGE. PROVIDE CRICKETS SUCH THAT A MIN. 1/4" RISE PER FT. IS MAINTAINED. SLOPE CRICKETS AWAY FROM WALL TYP.

B. ALL ROOFING AND RAIN DRAINAGE WORK SHALL BE DONE SUCH THAT A WATERTIGHT INSTALLATION IS ACHIEVED AND MAINTAINED.

C. ALL EXISTING ROOF DRAINS ARE TO REMAIN, PROVIDE TAPERED INSULATION AT DRAINS TO ENSURE PROPER DRAINAGE. FLASH WITH NEW ROOF SYSTEM.

D. EXISTING THRU WALL SCUPPERS TO REMAIN, CLEAN PROPERLY AND PREPARE FOR FLASHING WITH NEW ROOF SYSTEM.

E. REMOVE ALL RUST, ASPHALT, PAINT, AND DUST AT FLASHING AREAS AND TERMINATION POINTS WHERE THERE WILL BE DIRECT CONTACT WITH MEMBRANE, MASTIC OR SEALANT

F. EXAMINE SURFACES FOR INADEQUATE ANCHORAGE AND LOW AREAS NOT DRAINING PROPERLY.

G. DO NOT PROCEED WITH ANY PART OF APPLICATION UNTIL ALL DEFECTS ARE REPAIRED AND ALL PREPARATION WORK HAS BEEN COMPLETED.

H. EXISTING ROOF VENTS ARE TO BE FLASHED PER MANUFACTURER'S STANDARD BOOT DETAIL.

I. DO NOT SCALE DRAWINGS.

J. CLEAN DEBRIS, CLEAN AND PREPARE ALL ROOF AREAS FOR NEW ROOF INSTALLATIONPER MANUFACTURERS RECOMENDATIONS.

K. PROVIDE CRICKETS ON ALL HIGH SIDES OF ALL MECHANICAL CURBS. DRAIN CRICKETS 1/8" PER FOOT, MINIMUM.

L. CLEAN DEBRIS, CLEAN AND PREPARE ALL ROOF AREAS FOR NEW ROOF SYSTEM PER MANUFACTURERS RECOENDATIONS.

DEMOLITION ROOF NOTES

1. REMOVE EXISTING ROOF BALLAST. ROOF MEMBRANE TO REMAIN.
2. REMOVE ALL METAL COPINGS.
3. REMOVE EXISTING EXPANSION JOINT AND REINSTALL. REFER TO DETAILS.

ROOF TYPES

ROOF TYPE 'A'
FOAM- SILICONE COATED 1 1/2' POLYURETHANE FOAM ROOF SYSTEM OVER EXISTING EPDM ROOF MEMBRANE.

ROOF TYPE 'B': ALTERNATE 1
TPO - FULLY ADHERE 80 MIL TPO MEMBRANE OVER 1/2" COVERBOARD ON 1 1/2" OF NEW POLYISO INSUL. MECHANICALLY FASTENED OVER EXISTING 3" POLYISO INSULATION GIVING A TOTAL 4 1/2" OF INSULATION OVER EXISTING TECTUM DECK. (PROVIDE 1/4" : 12" SLOPE MIN.)

ROOF KEY NOTES

1. FOLLOWING DEMOLITION, CLEAN AND PREP EXISTING ROOF MEMBRANE TO RECIEVE NEW ROOF SYSTEM.
2. EXISTING EXHAUS FAN ON CURB TO REMAIN. REFER TO DETAIL 6/A4.1
3. NEW S.M. COPINGS. REFER TO DETAIL 4/ A4.1
4. NEW EXPANSION JOINT. REFER T DETAIL 5/ A4.1
5. END OF PARAPET WALL. TERMINATE COPING PER MANUFACTURERS RECOMENDATION.
6. FLASH EXISTING ROOF VENTS. REFER TO DETAIL 10/ A4.1
7. ALT. #1. NEW EXPANSION JOINT. REFER TO DETAIL 11/ A4.1
8. ALT. #1. NEW S.M. COPING. REFER TO DETAIL 13/ A4.1

ROOF LEGEND

	INDICATES CRICKET, SLOPE 1/4" PER FOOT MIN. IN DIRECTION OF ARROW
OS	EXISTING OVERFLOW SCUPPER TO REMAIN.
ERD	EXISTING ROOF DRAIN TO REMAIN. FLASH INTO NEW ROOF.
SB	INDICATES NEW SPLASH BLOCK SET IN FULL BEAD OF SEALANT AT EXISTING DOWNSPOUT.
	EXISTING CONSTRUCTION TO REMAIN. NO WORK REQUIRED.
	ROOF AREA TO RECIEVE WORK, PROVIDE ROOF TYPE "A" AT ALL THESE LOCATIONS.

ROOF KEY PLAN

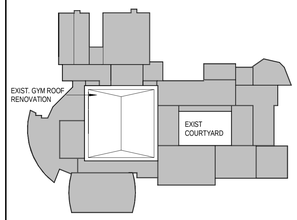

SHERMAN CARTER BARNHART ARCHITECTS

ALLEN COUNTY CAMPUS AIR QUALITY AND BUILDING UPGRADES
2206

ROOF PLAN AND DETAILS

JOB NO.	2206
DATE	JULY 8, 2022
DRAWN	AFL
CHECKED	-

COPYRIGHT © 2022 SHERMAN CARTER BARNHART ARCHITECTS, PLLC

REVISIONS

No.	Description	Date

SHEET
A4.1

2206
ALLEN COUNTY CAMPUS AIR QUALITY AND BUILDING UPGRADES
8/4/2022 10:40:27 AM

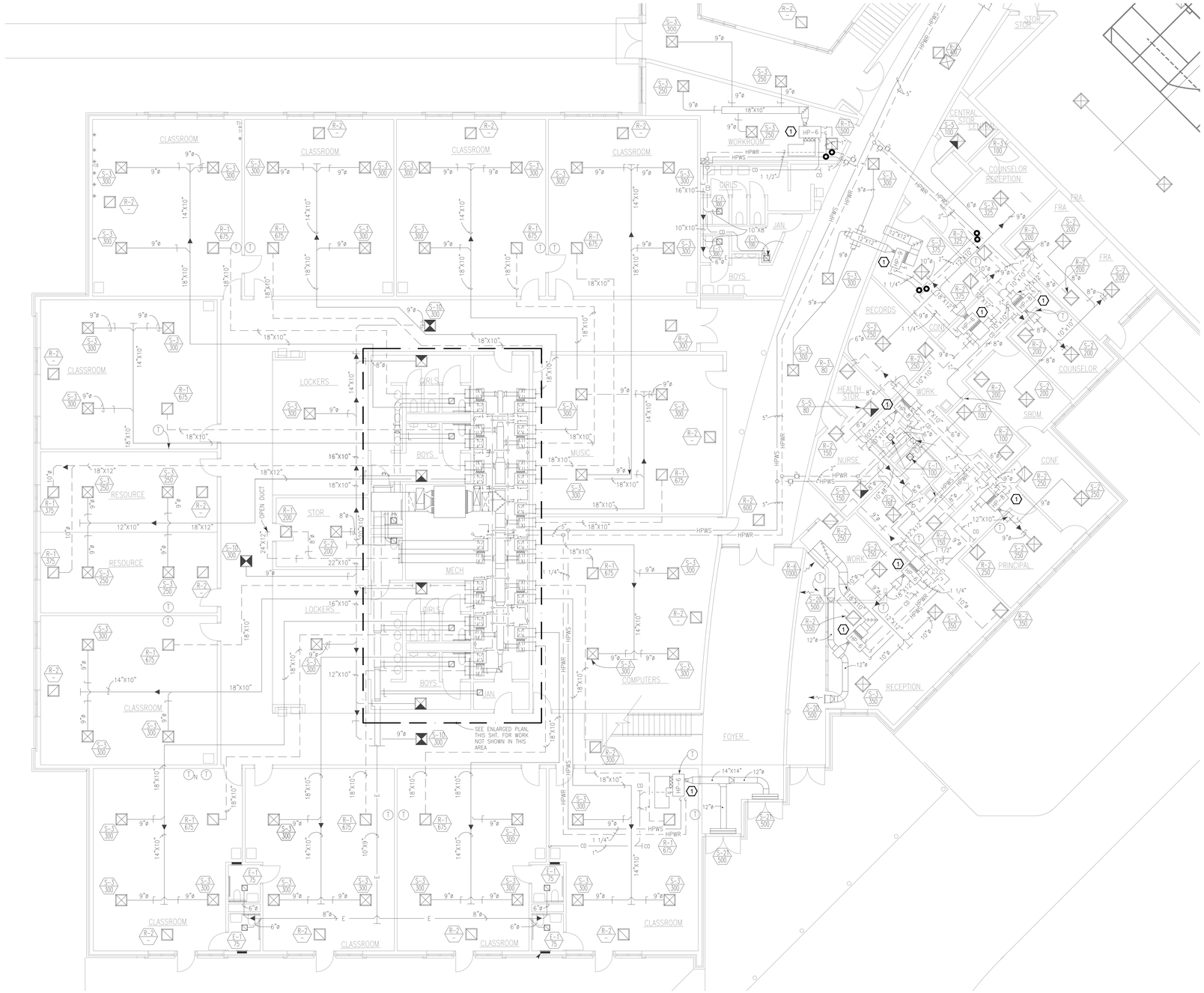

1 PARTIAL FIRST FLOOR PLAN - A - MECHANICAL

SCALE: 1/8"=1'-0"

LEGEND

- EXISTING TO REMAIN
- EXISTING TO BE REMOVED
- EXTENT OF DEMOLITION

GENERAL NOTES:

1. REFER TO SHEET M0.1 FOR GENERAL NOTES.

SHEET KEYNOTES:

1. PROVIDE NEEDLE POINT BIPOLAR IONIZATION SYSTEM AT UNIT. SYSTEM TO BE GPS OR APPROVED EQUAL.

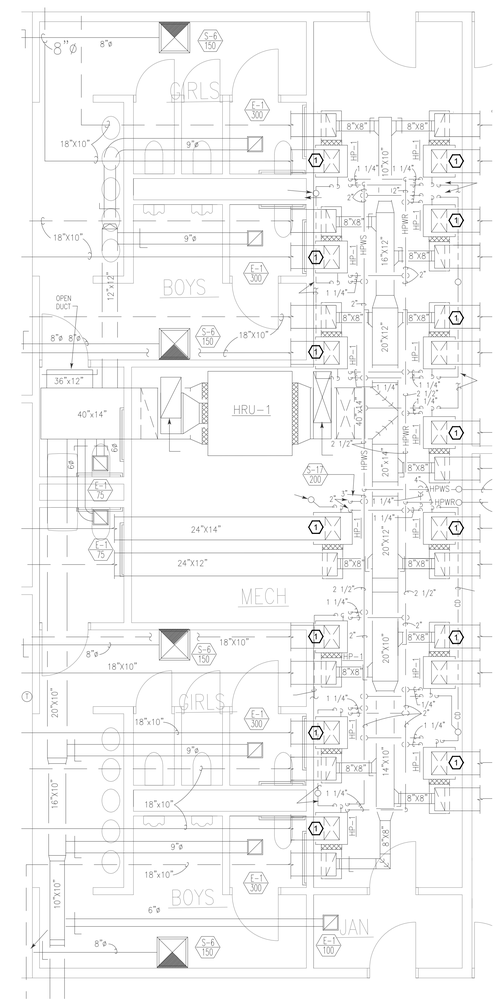

2 ENLARGED MECHANICAL ROOM PLAN

SCALE: 1/4"=1'-0"

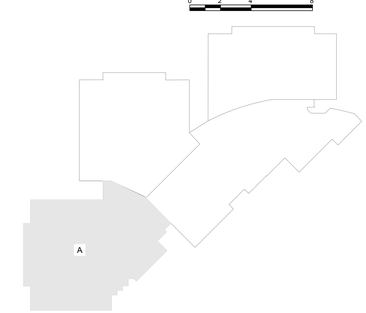

KEY PLAN

SHERMAN CARTER BARNHART ARCHITECTS

DESIGN DEVELOPMENT

SHROUT TATE WILSON MECHANICAL AND ELECTRICAL ENGINEERS
Lexington - Louisville - Charleston
www.3twesg.com

ALLEN COUNTY SCHOOL
MULTI-BUILDING UPGRADES
ALLEN COUNTY BOARD OF EDUCATION
SCOTTSVILLE, KENTUCKY

PRIMARY CENTER
PARTIAL FIRST FLOOR PLAN - AREA A - MECHANICAL

JOB NO.	###
DATE	JULY 14, 2022
DRAWN	STAFF
CHECKED	RLW

COPYRIGHT © 2021
SHERMAN CARTER BARNHART ARCHITECTS, PLLC

REVISIONS

No.	Description	Date

SHEET

M1.1

LEGEND

———	EXISTING TO REMAIN
———	EXISTING TO BE REMOVED
▼	EXTENT OF DEMOLITION

GENERAL NOTES:

1. REFER TO SHEET M0.1 FOR GENERAL NOTES.

⬡ SHEET KEYNOTES:

1. PROVIDE NEEDLE POINT BIPOLAR IONIZATION SYSTEM AT UNIT. SYSTEM TO BE GPS OR APPROVED EQUAL.

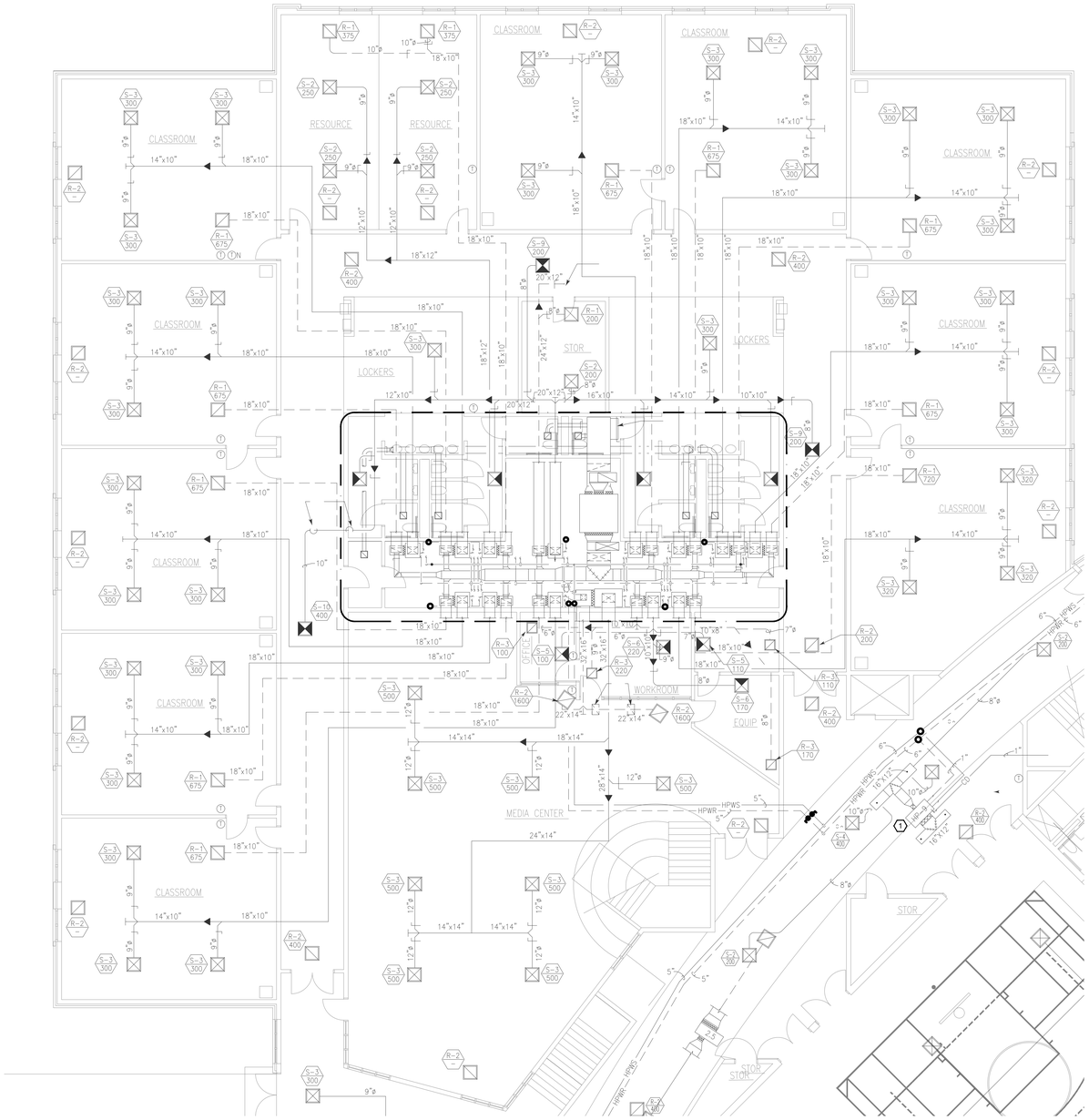

1 PARTIAL FIRST FLOOR PLAN - B - MECHANICAL

SCALE: 1/8"=1'-0"

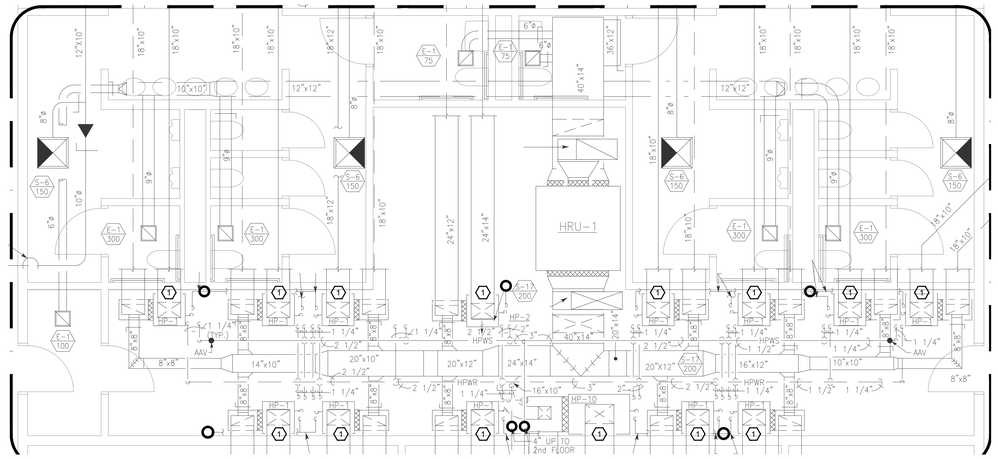

2 ENLARGED MECHANICAL ROOM PLAN

SCALE: 1/4"=1'-0"

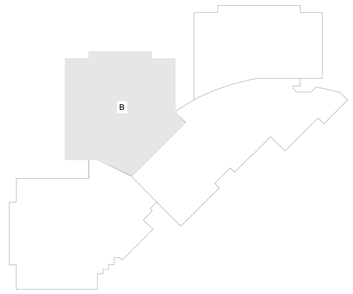

KEY PLAN

SHERMAN CARTER BARNHART ARCHITECTS

DESIGN DEVELOPMENT

SHROUT TATE WILSON MECHANICAL AND ELECTRICAL ENGINEERS
Lexington - Louisville - Charleston
www.shrwg.com

ALLEN COUNTY SCHOOL
MULTI-BUILDING UPGRADES
ALLEN COUNTY BOARD OF EDUCATION
SCOTTSVILLE, KENTUCKY

PRIMARY CENTER
PARTIAL FIRST FLOOR PLAN - AREA B - MECHANICAL

JOB NO.	###
DATE	JULY 14, 2022
DRAWN	STAFF
CHECKED	RLW

COPYRIGHT © 2021
SHERMAN CARTER BARNHART ARCHITECTS, PLLC

REVISIONS

No.	Description	Date

SHEET

M1.2

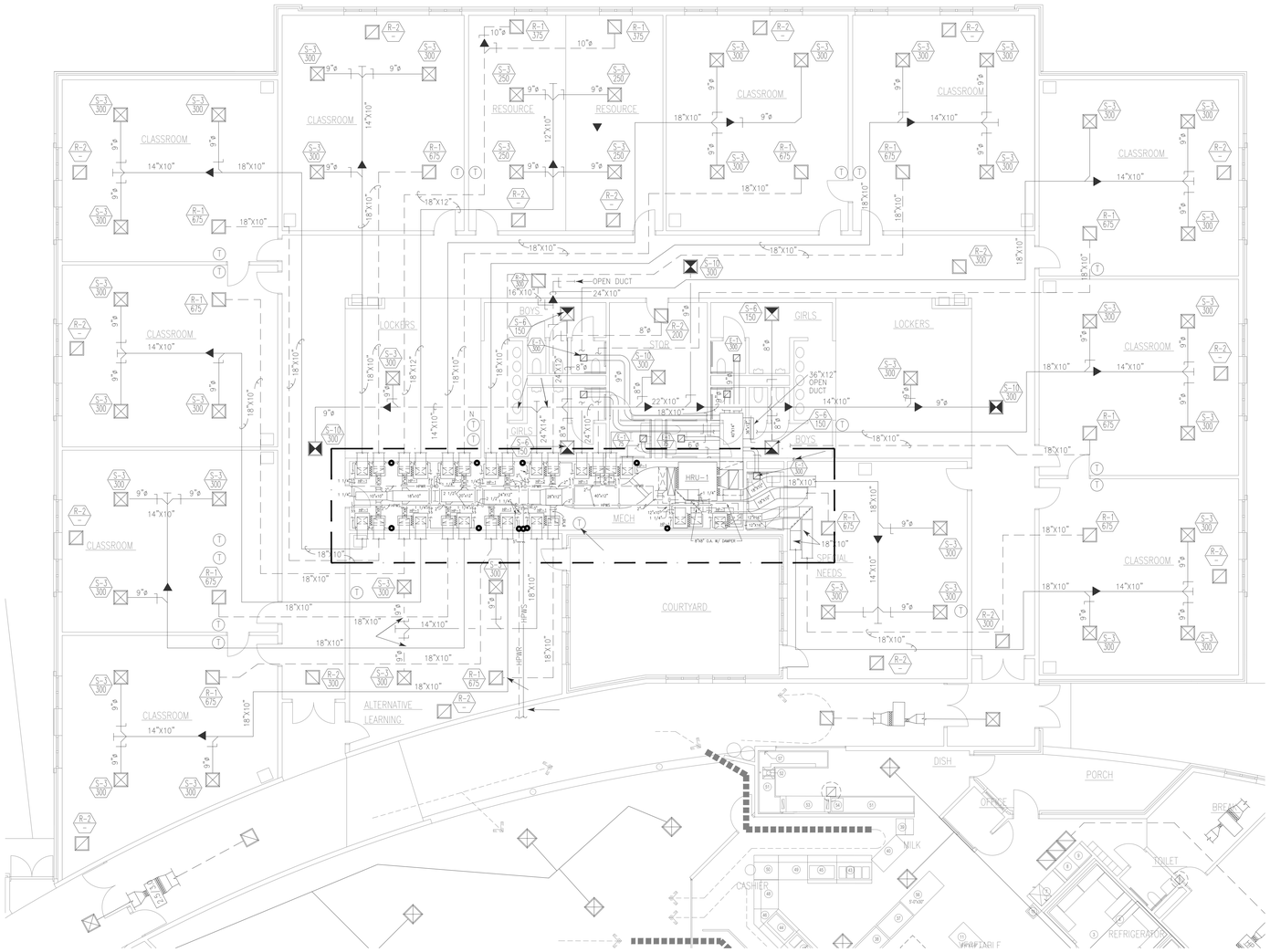

1 PARTIAL FIRST FLOOR PLAN - C - MECHANICAL

SCALE: 1/8"=1'-0"

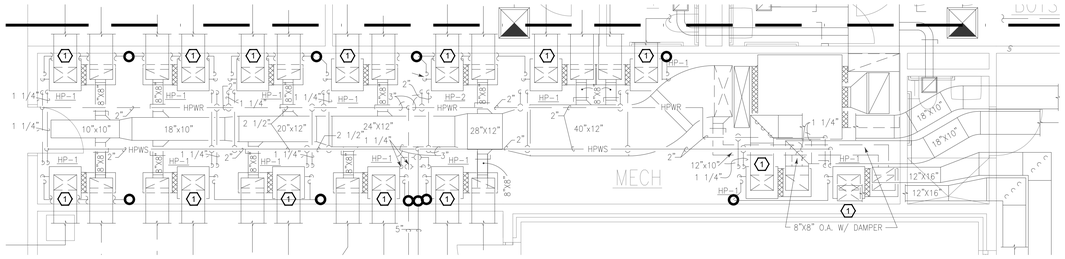

2 ENLARGED MECHANICAL ROOM PLAN

SCALE: 1/4"=1'-0"

LEGEND

- EXISTING TO REMAIN
- EXISTING TO BE REMOVED
- EXTENT OF DEMOLITION

GENERAL NOTES:

1. REFER TO SHEET M0.1 FOR GENERAL NOTES.

SHEET KEYNOTES:

1. PROVIDE NEEDLE POINT BIPOLAR IONIZATION SYSTEM AT UNIT. SYSTEM TO BE GPS OR APPROVED EQUAL.

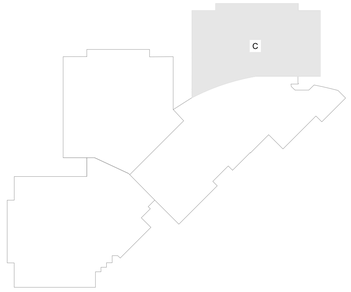

KEY PLAN

SHERMAN CARTER BARNHART ARCHITECTS

DESIGN DEVELOPMENT

SHROUT TATE WILSON MECHANICAL AND ELECTRICAL ENGINEERS
Lexington - Louisville - Charleston
www.shrwg.com

ALLEN COUNTY SCHOOL
MULTI-BUILDING UPGRADES
ALLEN COUNTY BOARD OF EDUCATION
SCOTTSVILLE, KENTUCKY

PRIMARY CENTER
PARTIAL FIRST FLOOR PLAN - AREA C - MECHANICAL

JOB NO.	###
DATE	JULY 14, 2022
DRAWN	STAFF
CHECKED	RLW

COPYRIGHT © 2021
SHERMAN CARTER BARNHART ARCHITECTS, PLLC

REVISIONS

No.	Description	Date

SHEET

M1.3

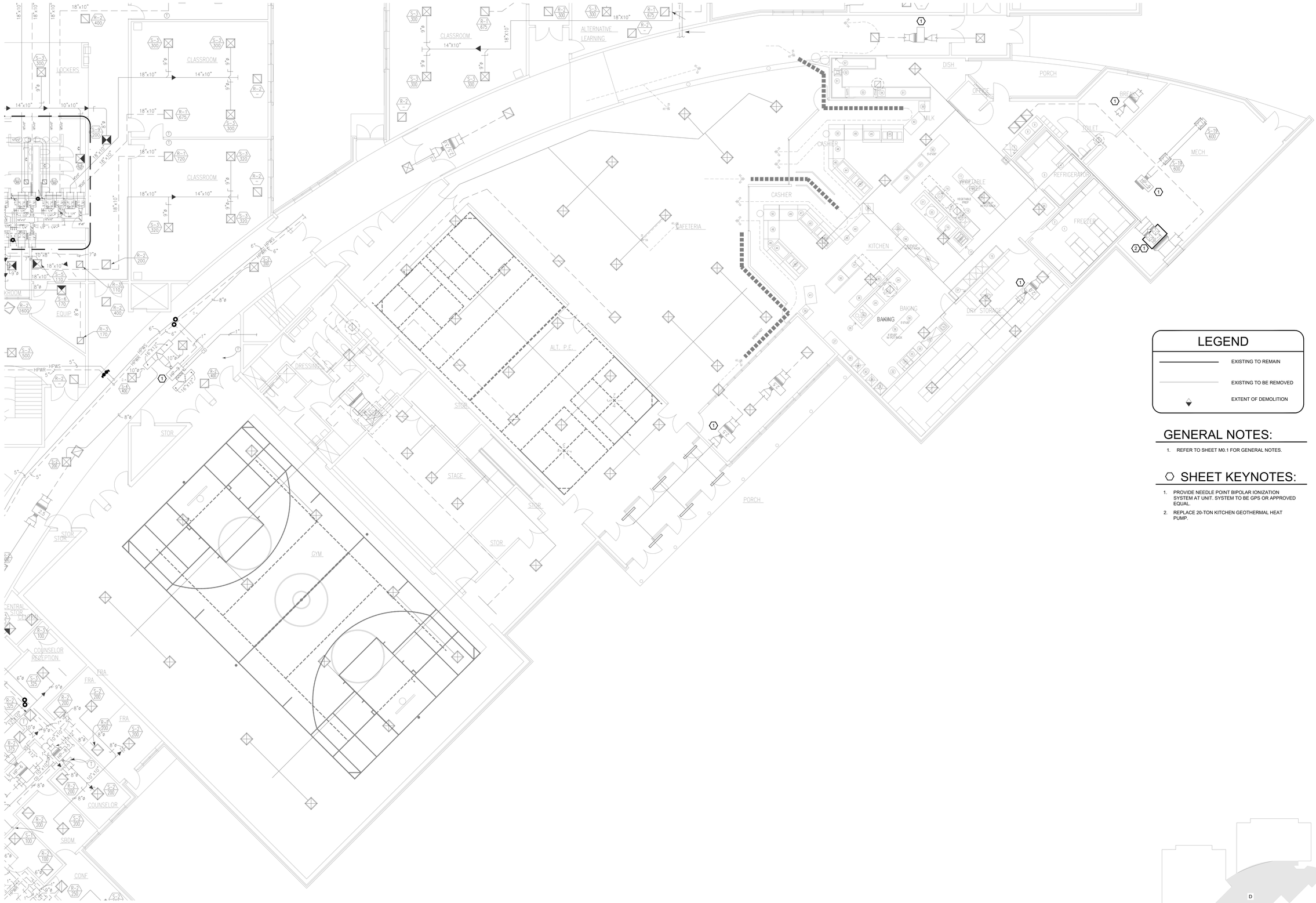

LEGEND

———	EXISTING TO REMAIN
———	EXISTING TO BE REMOVED
▼	EXTENT OF DEMOLITION

GENERAL NOTES:

1. REFER TO SHEET M0.1 FOR GENERAL NOTES.

⬡ SHEET KEYNOTES:

1. PROVIDE NEEDLE POINT BIPOLAR IONIZATION SYSTEM AT UNIT. SYSTEM TO BE GPS OR APPROVED EQUAL.
2. REPLACE 20-TON KITCHEN GEOTHERMAL HEAT PUMP.

1 PARTIAL FIRST FLOOR PLAN - D - MECHANICAL

SCALE: 1/8"=1'-0"

0 4' 8' 16'

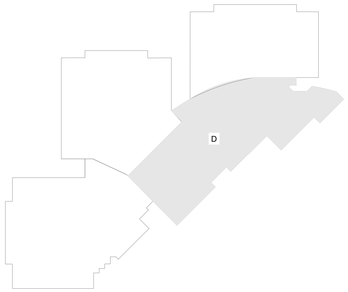

KEY PLAN

SHERMAN CARTER BARNHART ARCHITECTS

DESIGN DEVELOPMENT

SHROUT TATE WILSON MECHANICAL AND ELECTRICAL ENGINEERS
Lexington - Louisville - Charleston
www.shrwg.com

ALLEN COUNTY SCHOOL
MULTI-BUILDING UPGRADES
ALLEN COUNTY BOARD OF EDUCATION
SCOTTSVILLE, KENTUCKY

PRIMARY CENTER
PARTIAL FIRST FLOOR PLAN - AREA D - MECHANICAL

JOB NO.	###
DATE	JULY 14, 2022
DRAWN	STAFF
CHECKED	RLW

COPYRIGHT © 2021
SHERMAN CARTER BARNHART ARCHITECTS, PLLC

REVISIONS

No.	Description	Date

SHEET

M1.4

1 PARTIAL SECOND FLOOR PLAN - E - MECHANICAL

SCALE: 1/8"=1'-0"

0 4' 8' 16'

LEGEND

———	EXISTING TO REMAIN
———	EXISTING TO BE REMOVED
▼	EXTENT OF DEMOLITION

GENERAL NOTES:

1. REFER TO SHEET M0.1 FOR GENERAL NOTES.

SHEET KEYNOTES:

1. PROVIDE NEEDLE POINT BIPOLAR IONIZATION SYSTEM AT UNIT. SYSTEM TO BE GPS OR APPROVED EQUAL.

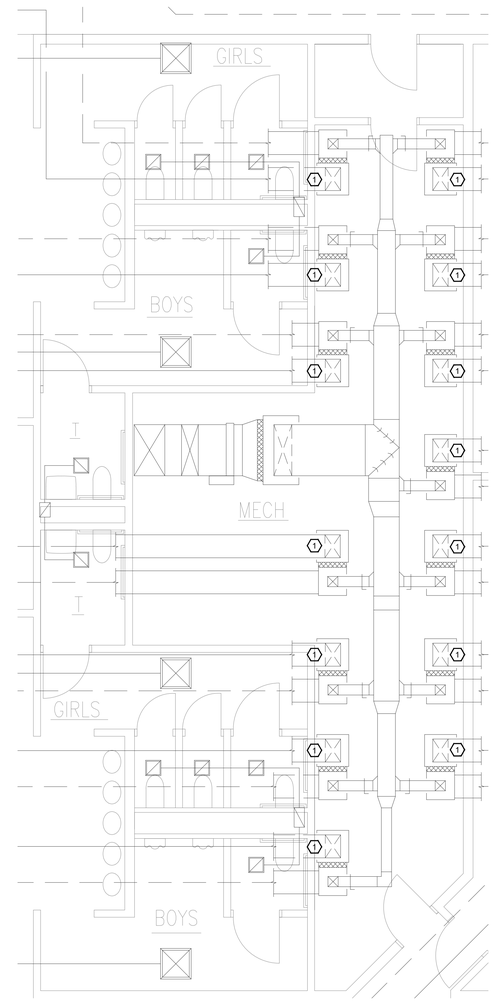

2 ENLARGED MECHANICAL ROOM PLAN

SCALE: 1/4"=1'-0"

0 2' 4' 8'

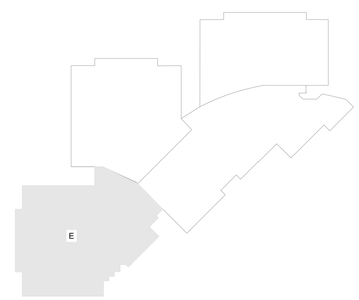

KEY PLAN

SHERMAN CARTER BARNHART ARCHITECTS

DESIGN DEVELOPMENT

SHROUT TATE WILSON MECHANICAL AND ELECTRICAL ENGINEERS
Lexington - Louisville - Charleston
www.stwengs.com

ALLEN COUNTY SCHOOL MULTI-BUILDING UPGRADES

ALLEN COUNTY BOARD OF EDUCATION
SCOTTSVILLE, KENTUCKY

PRIMARY CENTER
PARTIAL SECOND FLOOR PLAN - AREA E - MECHANICAL

JOB NO.	###
DATE	JULY 14, 2022
DRAWN	STAFF
CHECKED	RLW

COPYRIGHT © 2021
SHERMAN CARTER BARNHART ARCHITECTS, PLLC

REVISIONS

No.	Description	Date

SHEET

M1.5

LEGEND

———	EXISTING TO REMAIN
———	EXISTING TO BE REMOVED
▼	EXTENT OF DEMOLITION

GENERAL NOTES:

1. REFER TO SHEET M0.1 FOR GENERAL NOTES.

⬡ SHEET KEYNOTES:

1. PROVIDE NEEDLE POINT BIPOLAR IONIZATION SYSTEM AT UNIT. SYSTEM TO BE GPS OR APPROVED EQUAL.
2. REPLACE 10-TON CAFETERIA GEOTHERMAL HEAT PUMP.

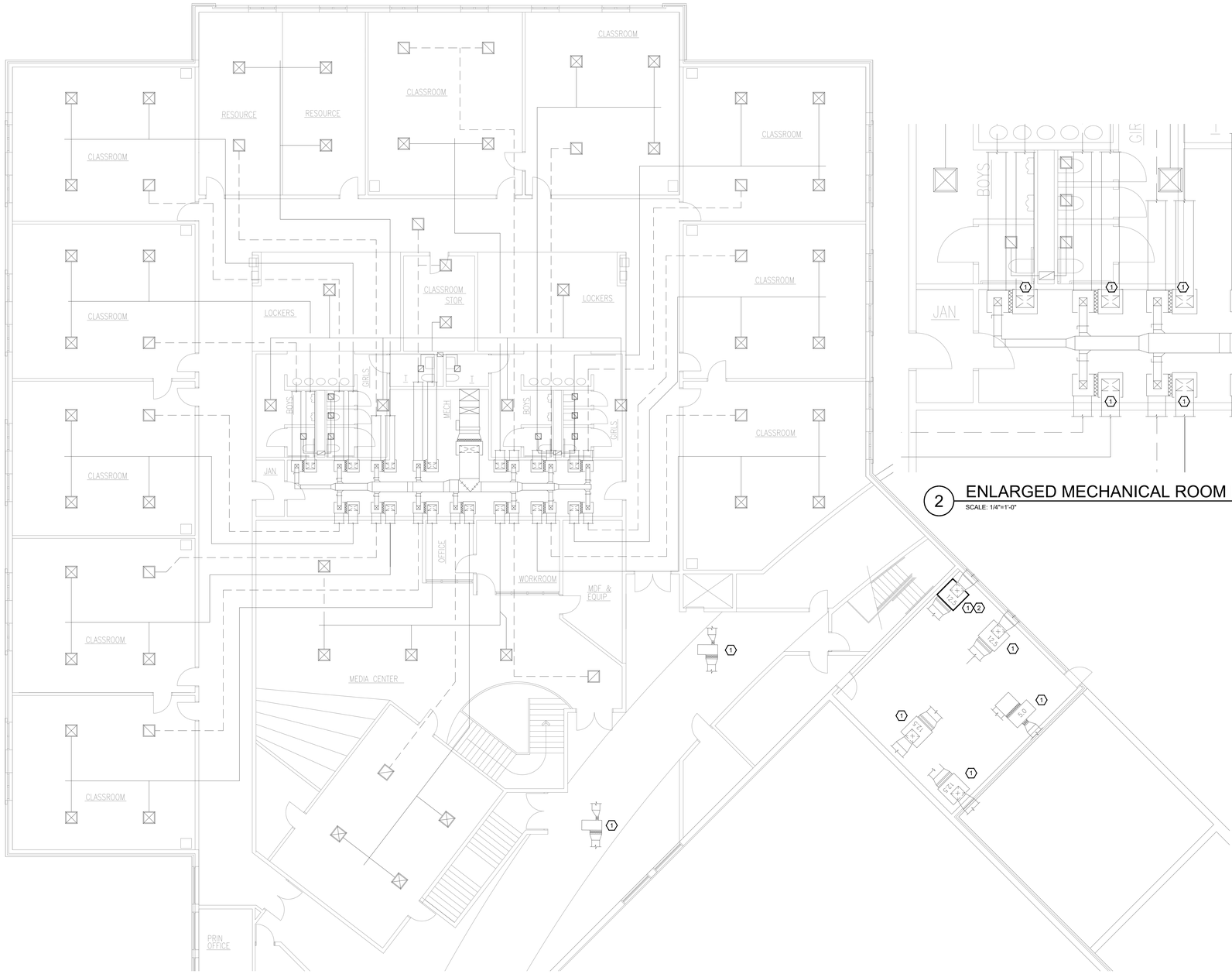

1 PARTIAL SECOND FLOOR PLAN - F - MECHANICAL

SCALE: 1/8"=1'-0"

0 4' 8' 16'

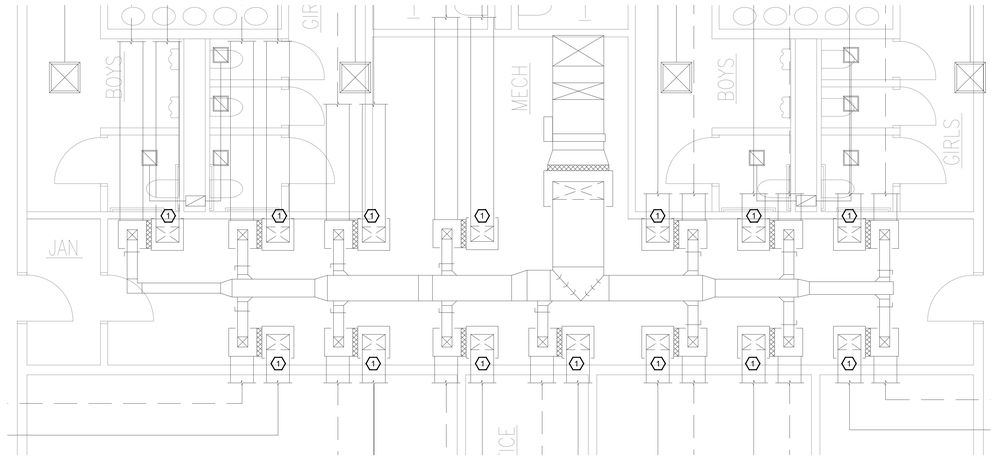

2 ENLARGED MECHANICAL ROOM PLAN - F - MECHANICAL

SCALE: 1/4"=1'-0"

0 2' 4' 8'

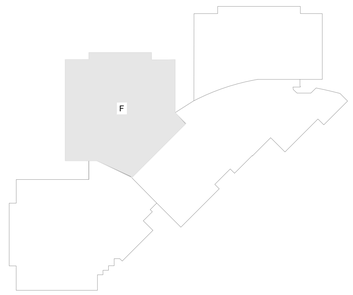

KEY PLAN

SHERMAN CARTER BARNHART ARCHITECTS

DESIGN DEVELOPMENT

SHROUT TATE WILSON MECHANICAL AND ELECTRICAL ENGINEERS
Lexington - Louisville - Charleston
www.shrwg.com

ALLEN COUNTY SCHOOL MULTI-BUILDING UPGRADES
ALLEN COUNTY BOARD OF EDUCATION
SCOTTSVILLE, KENTUCKY

PRIMARY CENTER
PARTIAL SECOND FLOOR PLAN - AREA F- MECHANICAL

JOB NO.	###
DATE	JULY 14, 2022
DRAWN	STAFF
CHECKED	RLW

COPYRIGHT © 2021
SHERMAN CARTER BARNHART ARCHITECTS, PLLC

REVISIONS

No.	Description	Date

SHEET

M1.6

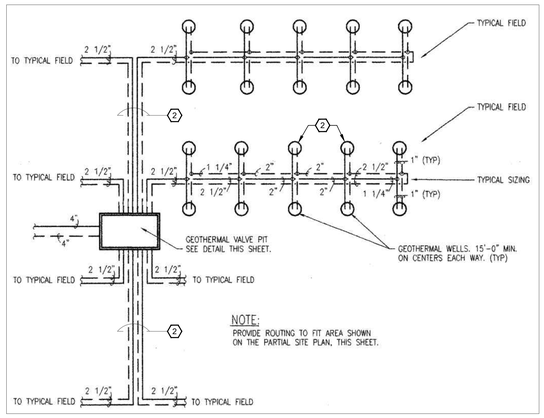

GEOTHERMAL WELL LAYOUT / PIT

NOT TO SCALE

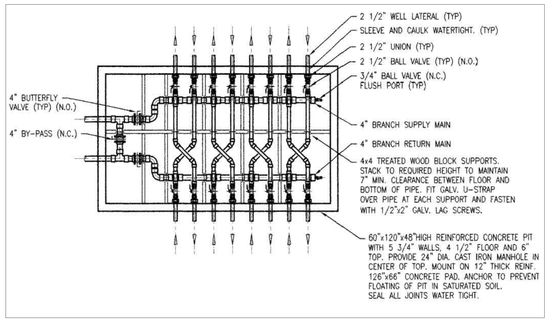

GEOTHERMAL VALVE PIT DETAIL

NOT TO SCALE

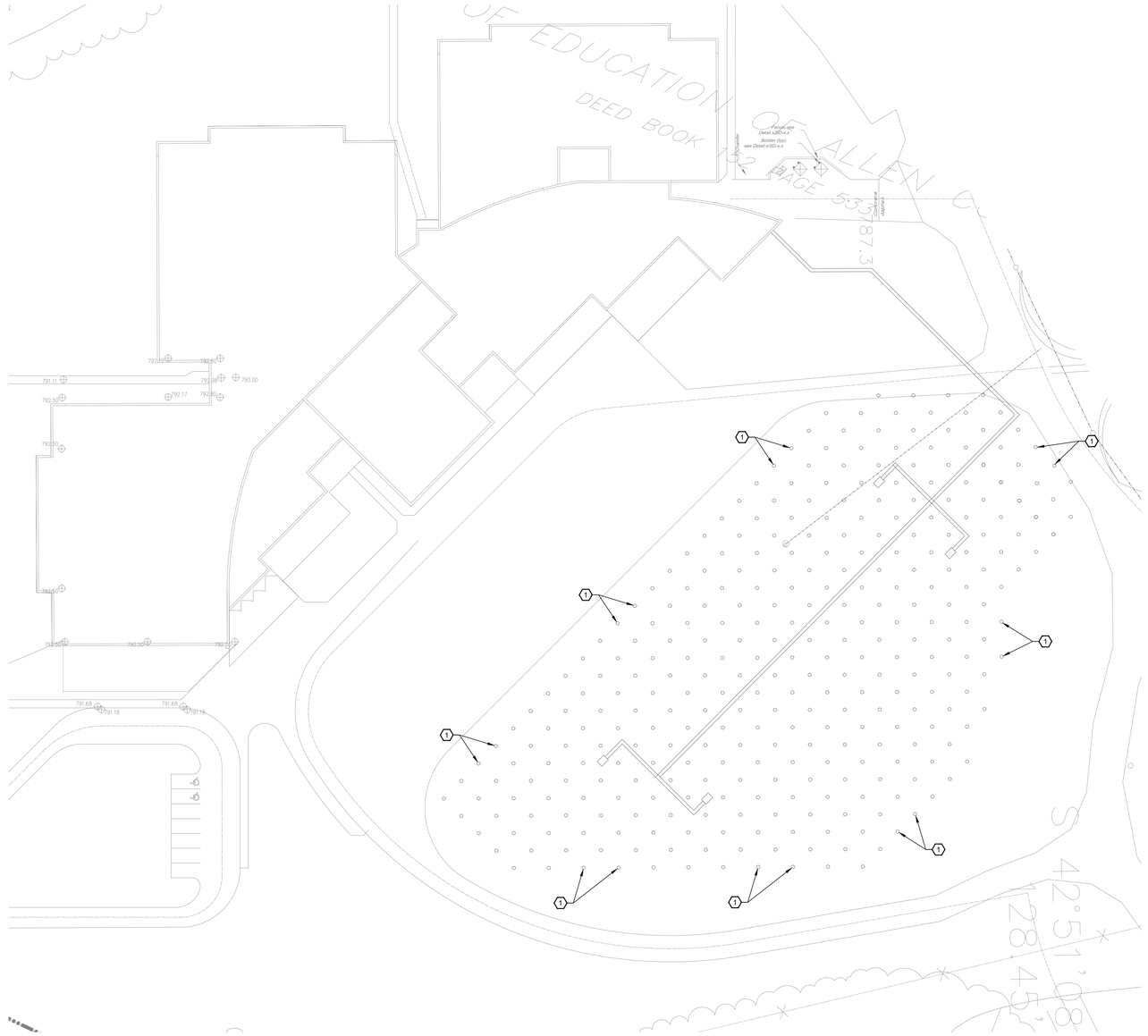

GEOTHERMAL SITE PLAN - PRIMARY CENTER

SCALE: 1"=5'-0"

GENERAL NOTES:

1. REFER TO SHEET M0.1 FOR GENERAL NOTES.

⬡ SHEET KEYNOTES:

1. CONTRACTOR TO EXCAVATE AND CUT OPEN PIPING FOR EACH INDIVIDUAL WELL AND FLUSH. TYPICAL FOR ALL.
2. CONTRACTOR TO REPLACE ALL ELECTROFUSED BUTT JOINTS WITH ELECTROFUSED COUPLINGS. TYPICAL FOR ALL.

SHERMAN CARTER BARNHART ARCHITECTS

DESIGN DEVELOPMENT

SHROUT TATE WILSON MECHANICAL AND ELECTRICAL ENGINEERS
Lexington - Louisville - Charleston
www.3twesg.com

ALLEN COUNTY SCHOOL
MULTI-BUILDING UPGRADES
ALLEN COUNTY BOARD OF EDUCATION
SCOTTSVILLE, KENTUCKY

PRIMARY CENTER
GEOTHERMAL SYSTEM DETAILS AND ENLARGED MECHANICAL ROOM PLAN

JOB NO.	###
DATE	JULY 14, 2022
DRAWN	STAFF
CHECKED	RLW

COPYRIGHT © 2021
SHERMAN CARTER BARNHART
ARCHITECTS, PLLC

REVISIONS

No.	Description	Date

SHEET

M1.7

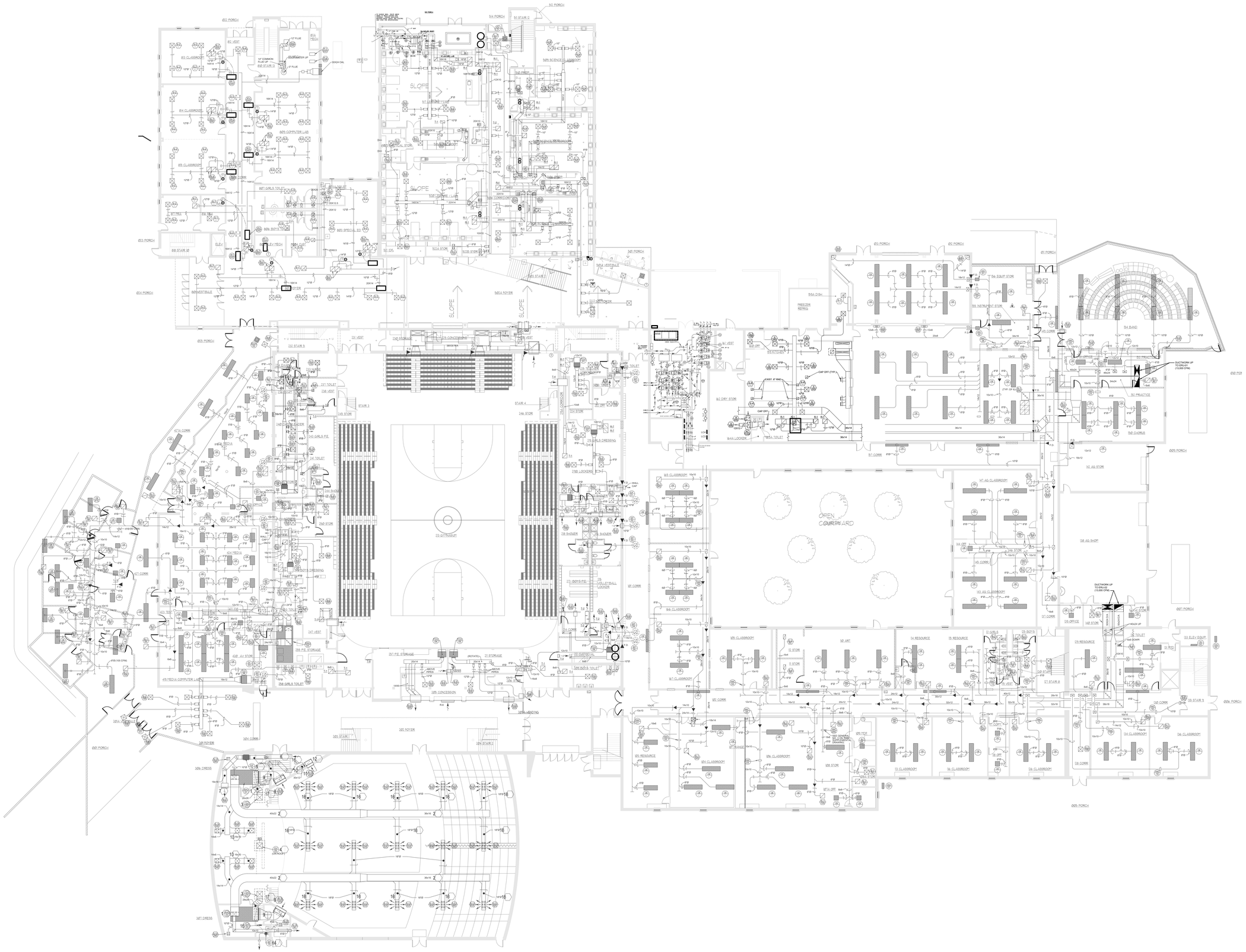

1 OVERALL FIRST FLOOR PLAN - MECHANICAL

SCALE: 1/16"=1'-0"

0 8' 16' 32'

SHERMAN CARTER BARNHART ARCHITECTS

DESIGN DEVELOPMENT

SHROUT TATE WILSON
MECHANICAL AND ELECTRICAL ENGINEERS
Lexington - Louisville - Charleston
www.stwengr.com

ALLEN COUNTY SCHOOL
MULTI-BUILDING UPGRADES
ALLEN COUNTY BOARD OF EDUCATION
SCOTTSVILLE, KENTUCKY

HIGH SCHOOL
OVERALL FIRST FLOOR PLAN - MECHANICAL

JOB NO.	###
DATE	JULY 14, 2022
DRAWN	STAFF
CHECKED	RLW

COPYRIGHT © 2021
SHERMAN CARTER BARNHART ARCHITECTS, PLLC

REVISIONS

No.	Description	Date

SHEET

M2.1

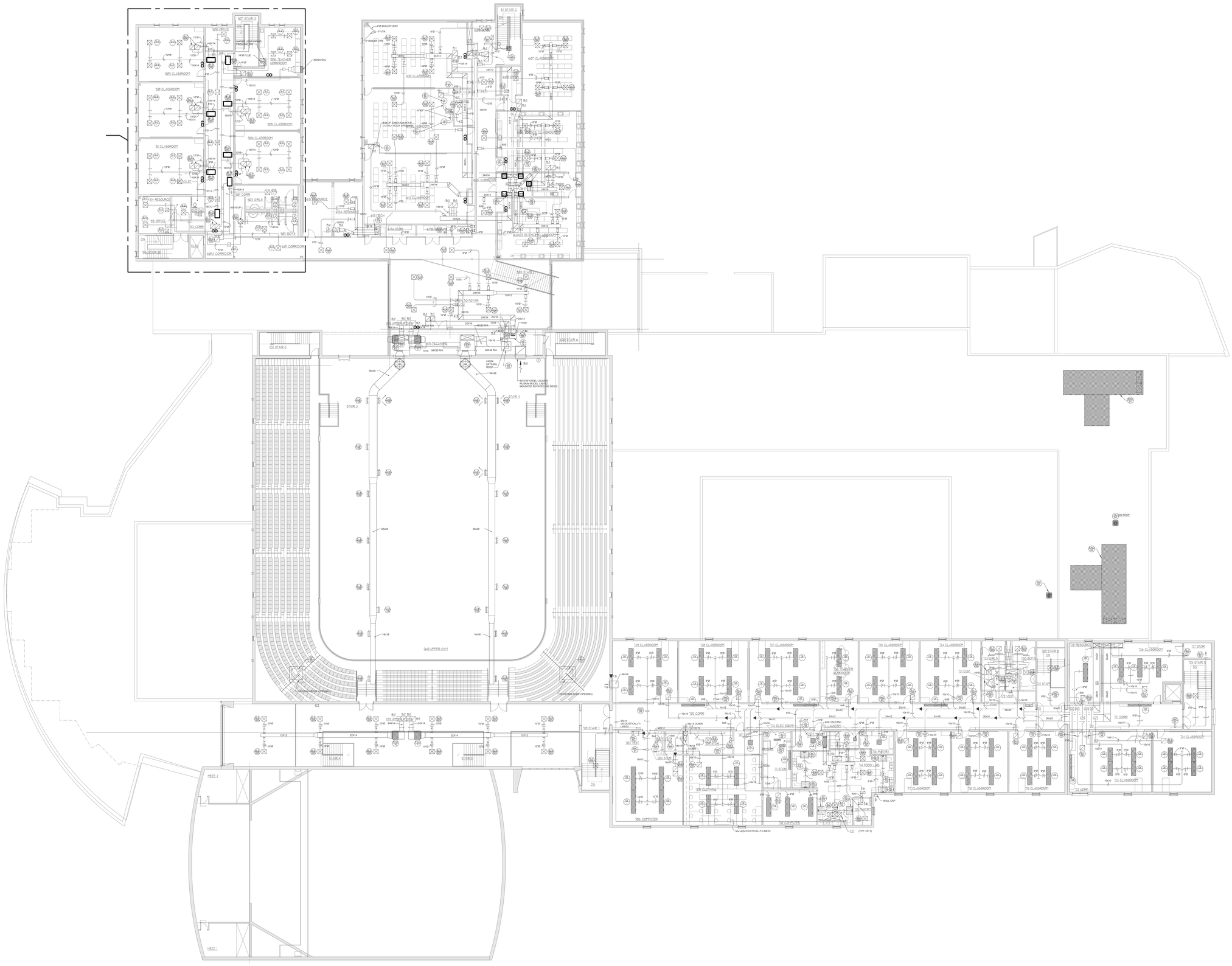

1 OVERALL SECOND FLOOR PLAN - MECHANICAL

SCALE: 1/16"=1'-0"

0 8' 16' 32'

SHERMAN CARTER BARNHART ARCHITECTS

DESIGN DEVELOPMENT

SHROUT TATE WILSON MECHANICAL AND ELECTRICAL ENGINEERS

Lexington - Louisville - Charleston

www.3twesg.com

ALLEN COUNTY SCHOOL
MULTI-BUILDING UPGRADES
ALLEN COUNTY BOARD OF EDUCATION
SCOTTSVILLE, KENTUCKY

HIGH SCHOOL
OVERALL FIRST FLOOR PLAN - MECHANICAL

JOB NO.	###
DATE	JULY 14, 2022
DRAWN	STAFF
CHECKED	RLW

COPYRIGHT © 2021
SHERMAN CARTER BARNHART
ARCHITECTS, PLLC

REVISIONS

No.	Description	Date

SHEET

M2.2

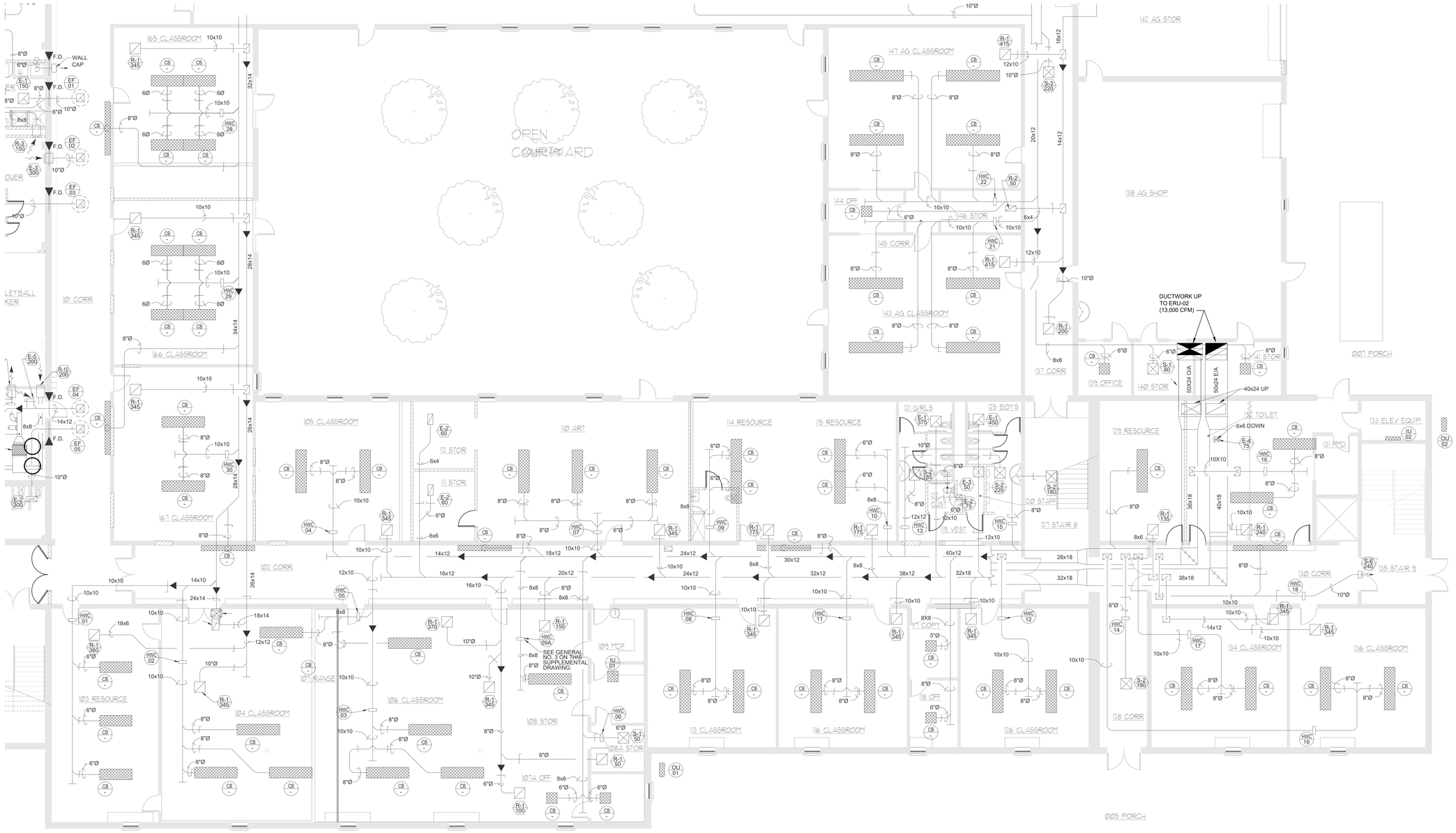

1 FIRST FLOOR PLAN - MECHANICAL

SCALE: 1/8"=1'-0"

0 4' 8' 16'

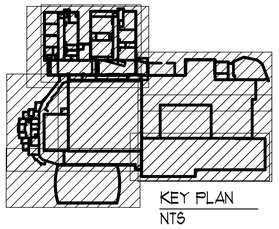

KEY PLAN

NTS

SHERMAN CARTER BARNHART ARCHITECTS

DESIGN DEVELOPMENT

SHROUT TATE WILSON MECHANICAL AND ELECTRICAL ENGINEERS

Lexington - Louisville - Charleston

www.shrwg.com

ALLEN COUNTY SCHOOL
MULTI-BUILDING UPGRADES

ALLEN COUNTY BOARD OF EDUCATION
SCOTTSVILLE, KENTUCKY

HIGH SCHOOL
OVERALL FIRST FLOOR PLAN - MECHANICAL

JOB NO.	###
DATE	JULY 14, 2022
DRAWN	STAFF
CHECKED	RLW

COPYRIGHT © 2021
SHERMAN CARTER BARNHART ARCHITECTS, PLLC

REVISIONS

No.	Description	Date

SHEET

M2.3

LEGEND

———	EXISTING TO REMAIN
———	EXISTING TO BE REMOVED
▲ ▼	EXTENT OF DEMOLITION

GENERAL NOTES:

1. REFER TO SHEET M0.1 FOR GENERAL NOTES.

SHEET KEYNOTES:

1. REPLACE EXISTING RTU.
2. PROVIDE NEEDLE POINT BIPOLAR IONIZATION SYSTEM AT SUPPLY AIR DUCT. SYSTEM TO BE GPS OR APPROVED EQUAL.
3. FLUSH AND PURGE GEOTHERMAL WELL FIELD.

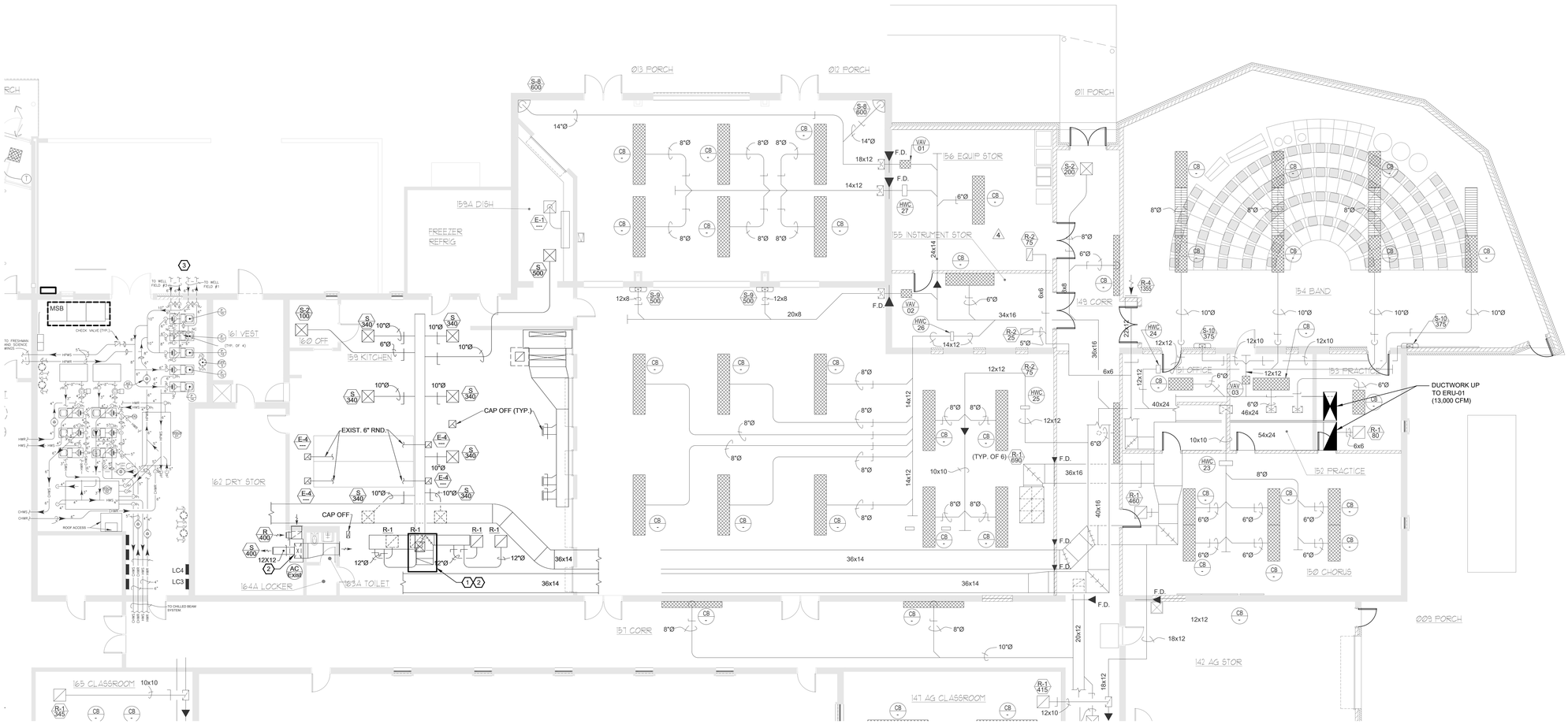

1 FIRST FLOOR PLAN - MECHANICAL

SCALE: 1/8"=1'-0"

0 4' 8' 16'

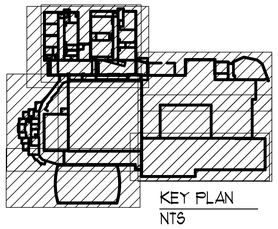

SHERMAN CARTER BARNHART ARCHITECTS

DESIGN DEVELOPMENT

SHROUT TATE WILSON MECHANICAL AND ELECTRICAL ENGINEERS
Lexington • Louisville • Charleston
www.shrwg.com

ALLEN COUNTY SCHOOL
MULTI-BUILDING UPGRADES
ALLEN COUNTY BOARD OF EDUCATION
SCOTTSVILLE, KENTUCKY

HIGH SCHOOL
OVERALL FIRST FLOOR PLAN - MECHANICAL

JOB NO.	###
DATE	JULY 14, 2022
DRAWN	STAFF
CHECKED	RLW

COPYRIGHT © 2021
SHERMAN CARTER BARNHART ARCHITECTS, PLLC

REVISIONS

No.	Description	Date

SHEET

M2.4

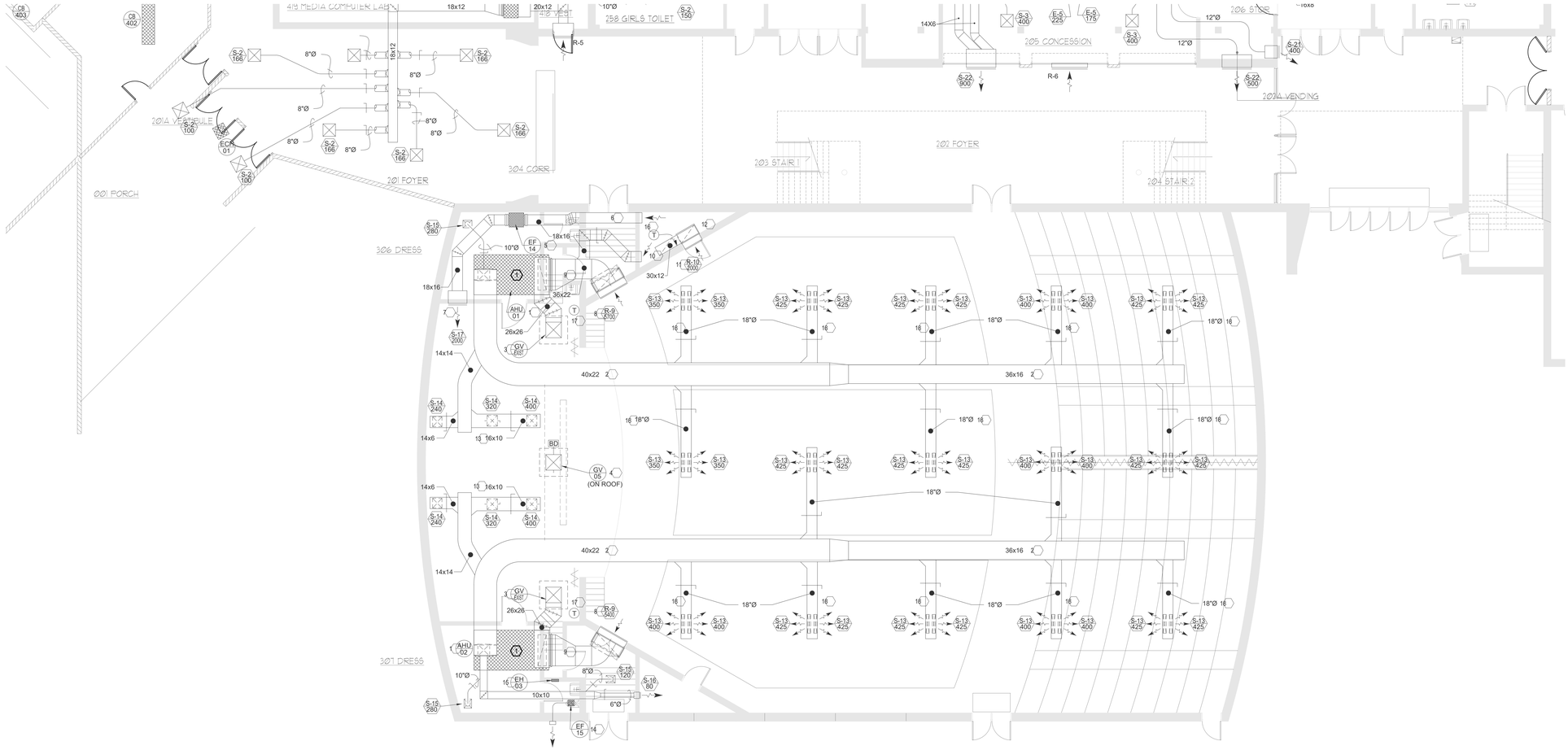

1 FIRST FLOOR PLAN - MECHANICAL

SCALE: 1/8"=1'-0"

LEGEND

- EXISTING TO REMAIN
- EXISTING TO BE REMOVED
- EXTENT OF DEMOLITION

GENERAL NOTES:

1. REFER TO SHEET M0.1 FOR GENERAL NOTES.

SHEET KEYNOTES:

1. PROVIDE NEEDLE POINT BIPOLAR IONIZATION SYSTEM AT SUPPLY AIR DUCT. SYSTEM TO BE GPS OR APPROVED EQUAL.

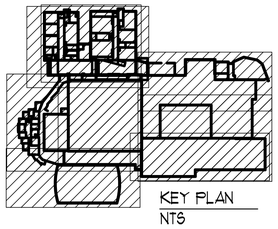

KEY PLAN
NTS

SHERMAN CARTER BARNHART ARCHITECTS

DESIGN DEVELOPMENT

SHROUT TATE WILSON MECHANICAL AND ELECTRICAL ENGINEERS
Lexington - Louisville - Charleston
www.3twesg.com

ALLEN COUNTY SCHOOL
MULTI-BUILDING UPGRADES
ALLEN COUNTY BOARD OF EDUCATION
SCOTTSVILLE, KENTUCKY

HIGH SCHOOL
OVERALL FIRST FLOOR PLAN - MECHANICAL

JOB NO.	###
DATE	JULY 14, 2022
DRAWN	STAFF
CHECKED	RLW

COPYRIGHT © 2021
SHERMAN CARTER BARNHART
ARCHITECTS, PLLC

REVISIONS

No.	Description	Date

SHEET

M2.5

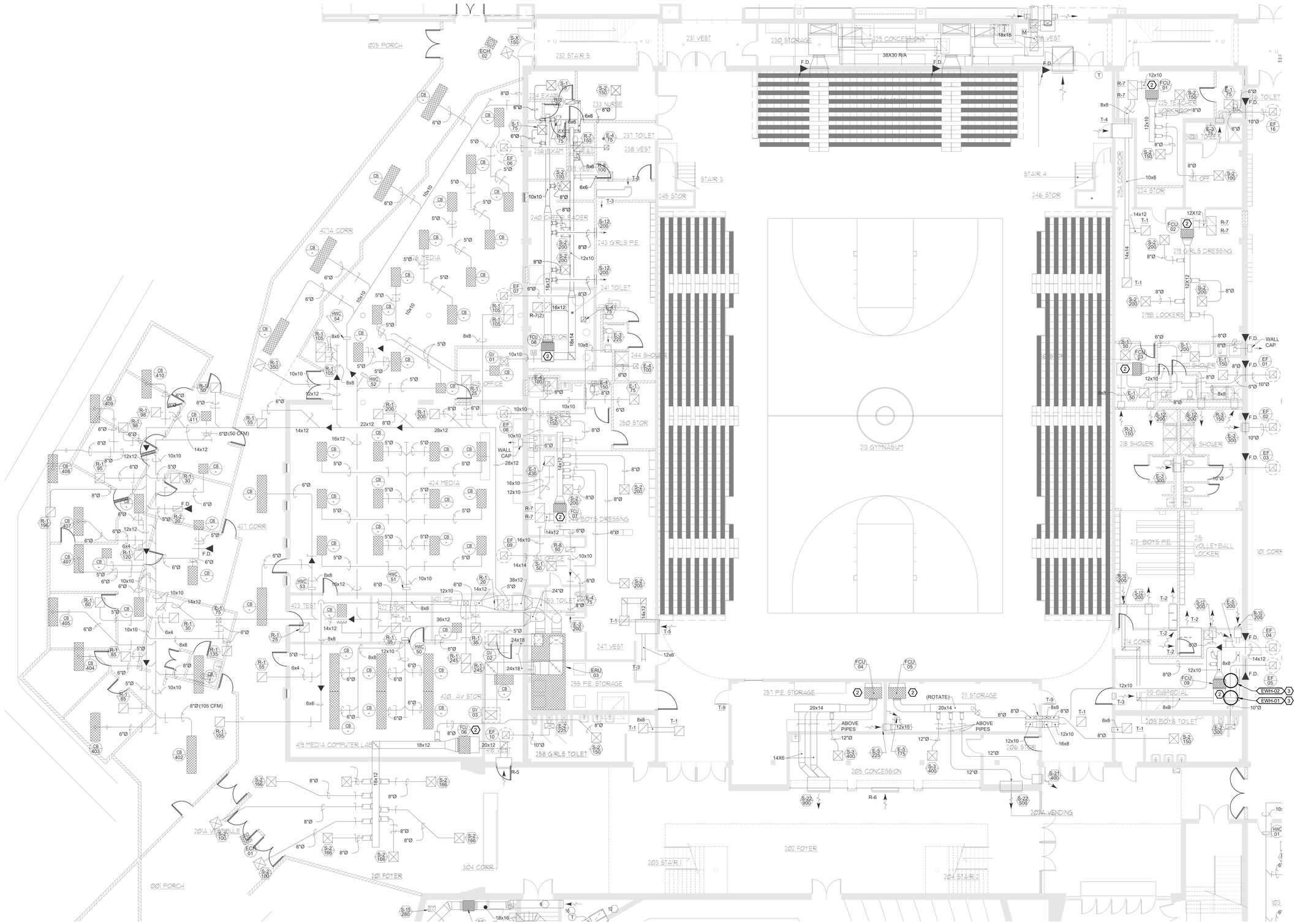

1 FIRST FLOOR PLAN - MECHANICAL

SCALE: 1/8"=1'-0"

LEGEND

———	EXISTING TO REMAIN
———	EXISTING TO BE REMOVED
◆	EXTENT OF DEMOLITION

GENERAL NOTES:

1. REFER TO SHEET M0.1 FOR GENERAL NOTES.

⬡ SHEET KEYNOTES:

1. REPLACE ENERGY RECOVERY WHEEL AND DEHUMIDIFICATION WHEEL. RE-COMMISSION ERU. NO WORK ON CHILLED BEAMS.
2. PROVIDE NEEDLE POINT BIPOLAR IONIZATION SYSTEM AT SUPPLY AIR DUCT. SYSTEM TO BE GPS OR APPROVED EQUAL.
3. REPLACE ELECTRIC WATER HEATERS.

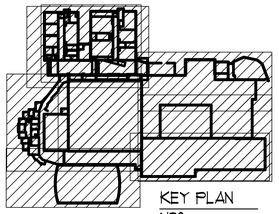

KEY PLAN
NTS

SHERMAN CARTER BARNHART ARCHITECTS

DESIGN DEVELOPMENT

SHROUT TATE WILSON MECHANICAL AND ELECTRICAL ENGINEERS
Lexington - Louisville - Charleston
www.3twesg.com

ALLEN COUNTY SCHOOL
MULTI-BUILDING UPGRADES
ALLEN COUNTY BOARD OF EDUCATION
SCOTTSVILLE, KENTUCKY

HIGH SCHOOL
OVERALL FIRST FLOOR PLAN - MECHANICAL

JOB NO.	###
DATE	JULY 14, 2022
DRAWN	STAFF
CHECKED	RLW

COPYRIGHT © 2021
SHERMAN CARTER BARNHART
ARCHITECTS, PLLC

REVISIONS

No.	Description	Date

SHEET

M2.6

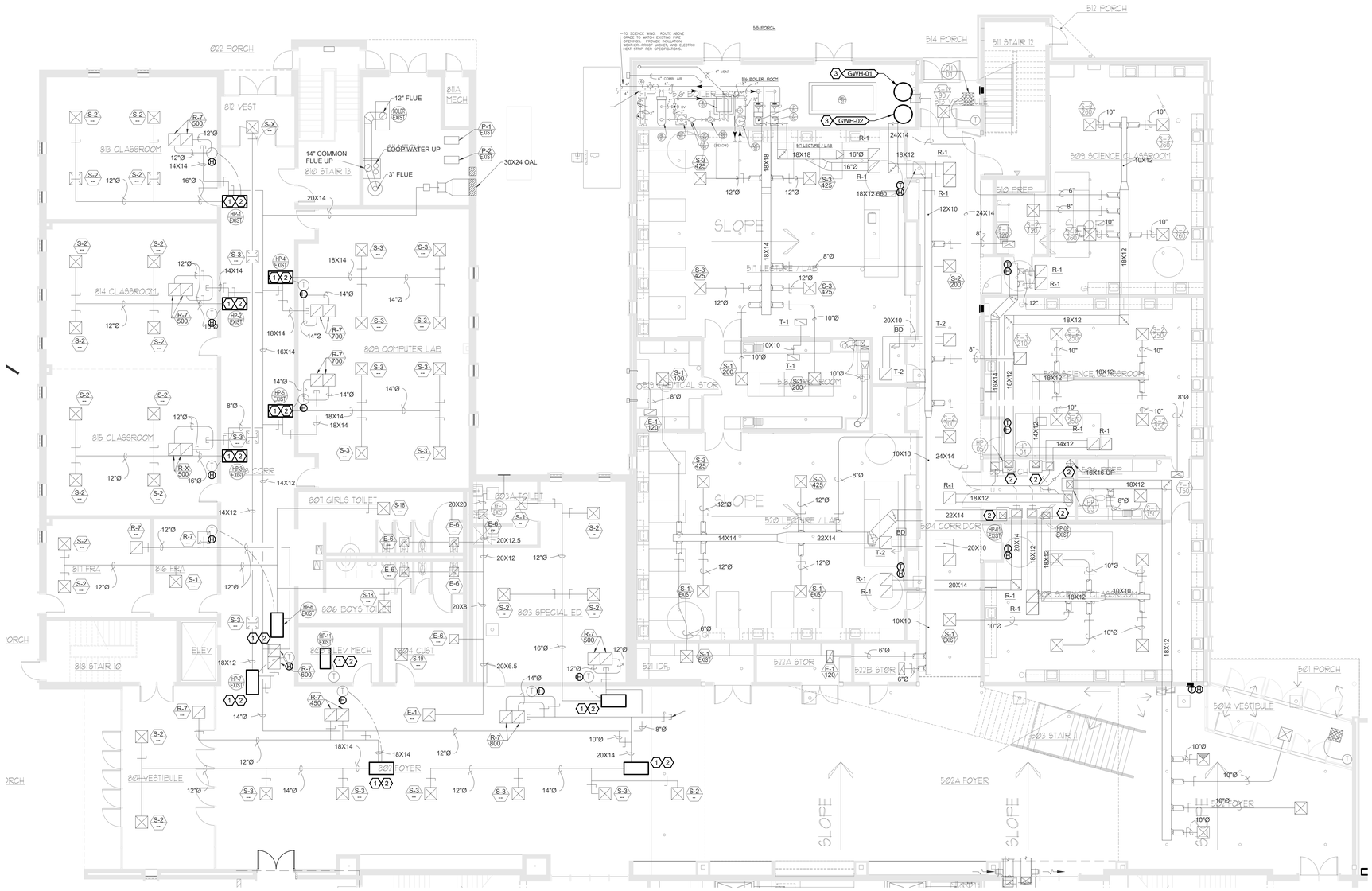

1 FIRST FLOOR PLAN - MECHANICAL

SCALE: 1/8"=1'-0"

0 4' 8' 16'

LEGEND

———	EXISTING TO REMAIN
———	EXISTING TO BE REMOVED
▼	EXTENT OF DEMOLITION

GENERAL NOTES:

1. REFER TO SHEET M0.1 FOR GENERAL NOTES.

⬡ SHEET KEYNOTES:

1. REPLACE HEAT PUMP UNIT. PROVIDE HEAT PUMP UNIT WITH HOT GAS REHEAT AND HUMIDITY SENSOR.
2. PROVIDE NEEDLE POINT BIPOLAR IONIZATION SYSTEM AT SUPPLY AIR DUCT. SYSTEM TO BE GPS OR APPROVED EQUAL.
3. REPLACE FAILED WATER HEATER WITH ON DEMAND WATER HEATER.

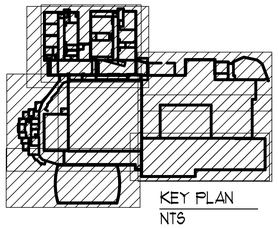

KEY PLAN
NTS

SHERMAN CARTER BARNHART ARCHITECTS

DESIGN DEVELOPMENT

SHROUT TATE WILSON MECHANICAL AND ELECTRICAL ENGINEERS
Lexington - Louisville - Charleston
www.3twesg.com

ALLEN COUNTY SCHOOL
MULTI-BUILDING UPGRADES
ALLEN COUNTY BOARD OF EDUCATION
SCOTTSVILLE, KENTUCKY

HIGH SCHOOL
OVERALL FIRST FLOOR PLAN - MECHANICAL

JOB NO.	###
DATE	JULY 14, 2022
DRAWN	STAFF
CHECKED	RLW

COPYRIGHT © 2021
SHERMAN CARTER BARNHART ARCHITECTS, PLLC

REVISIONS

No.	Description	Date

SHEET

M2.7

LEGEND

- EXISTING TO REMAIN
- EXISTING TO BE REMOVED
- EXTENT OF DEMOLITION

GENERAL NOTES:

1. REFER TO SHEET M0.1 FOR GENERAL NOTES.

SHEET KEYNOTES:

1. REPLACE ENERGY RECOVERY WHEEL AND DEHUMIDIFICATION WHEEL. RE-COMMISSION ERU. NO WORK ON CHILLED BEAMS.
2. PROVIDE NEEDLE POINT BIPOLAR IONIZATION SYSTEM AT SUPPLY AIR DUCT. SYSTEM TO BE GPS OR APPROVED EQUAL.

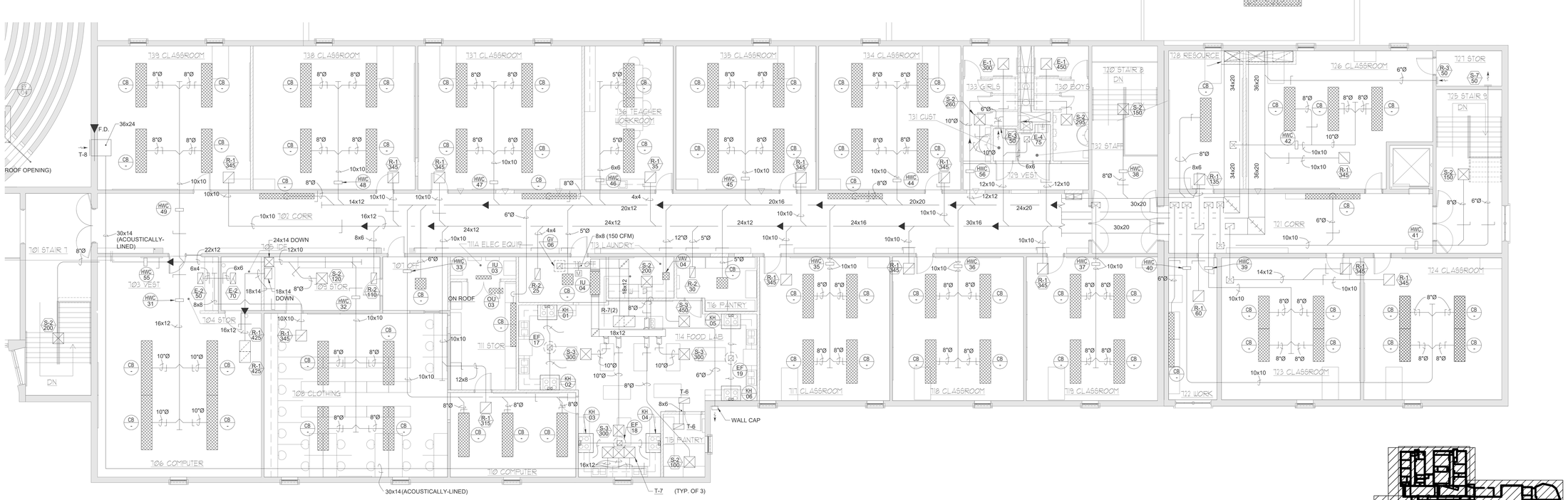

1 FIRST FLOOR PLAN - MECHANICAL

SCALE: 1/8"=1'-0"

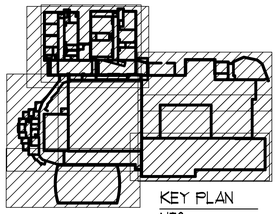

KEY PLAN
NTS

SHERMAN CARTER BARNHART ARCHITECTS

DESIGN DEVELOPMENT

SHROUT TATE WILSON MECHANICAL AND ELECTRICAL ENGINEERS
Lexington • Louisville • Charleston
www.shrwg.com

ALLEN COUNTY SCHOOL
MULTI-BUILDING UPGRADES
ALLEN COUNTY BOARD OF EDUCATION
SCOTTSVILLE, KENTUCKY

HIGH SCHOOL
OVERALL FIRST FLOOR PLAN - MECHANICAL

JOB NO.	###
DATE	JULY 14, 2022
DRAWN	STAFF
CHECKED	RLW

COPYRIGHT © 2021
SHERMAN CARTER BARNHART ARCHITECTS, PLLC

REVISIONS

No.	Description	Date

SHEET

M2.8

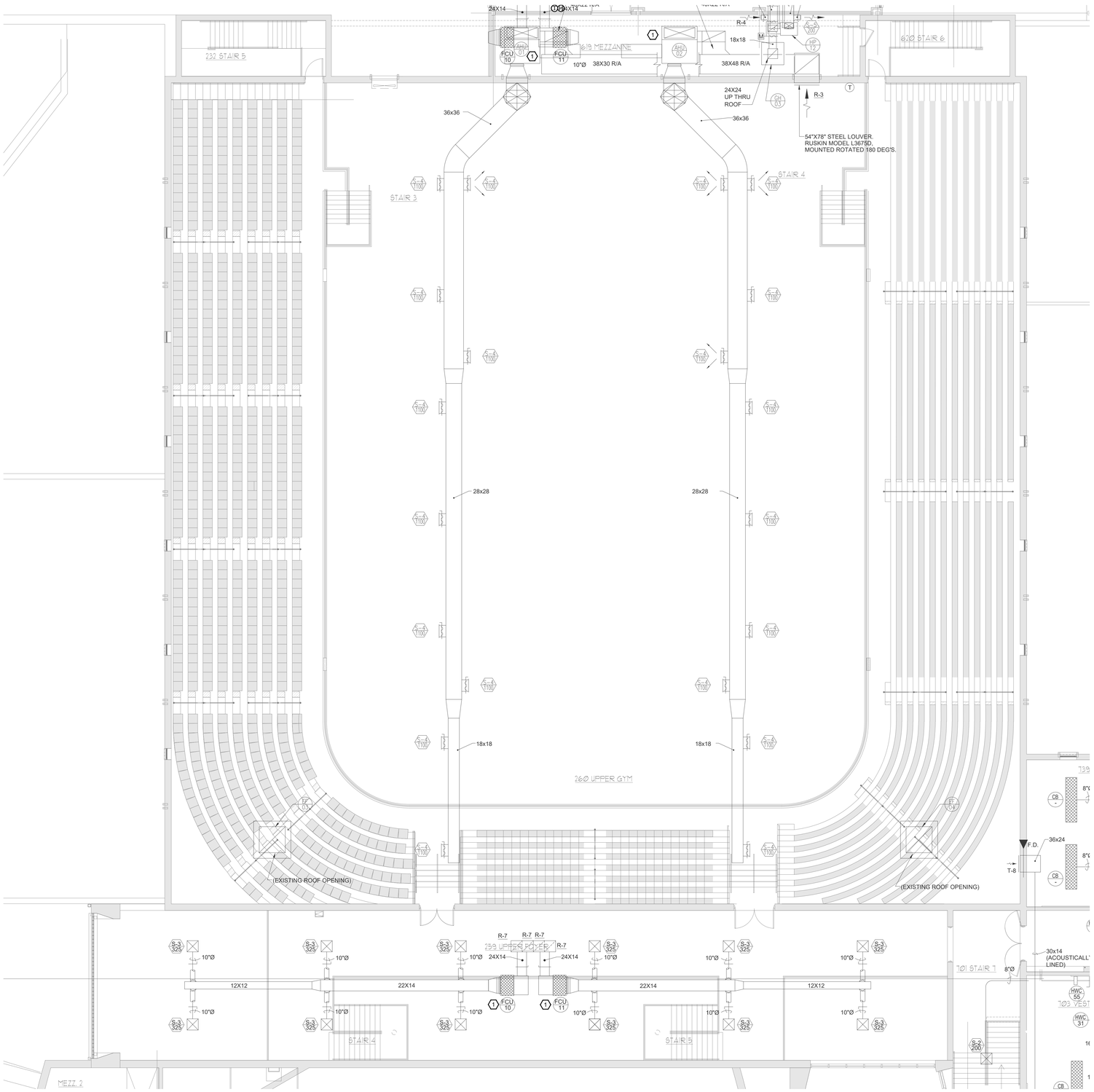

1 FIRST FLOOR PLAN - MECHANICAL

SCALE: 1/8"=1'-0"

LEGEND

———	EXISTING TO REMAIN
———	EXISTING TO BE REMOVED
▼	EXTENT OF DEMOLITION

GENERAL NOTES:

1. REFER TO SHEET M0.1 FOR GENERAL NOTES.

SHEET KEYNOTES:

1. PROVIDE NEEDLE POINT BIPOLAR IONIZATION SYSTEM AT SUPPLY AIR DUCT. SYSTEM TO BE GPS OR APPROVED EQUAL.

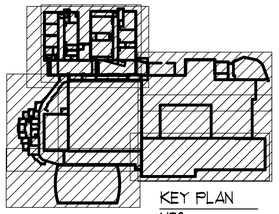

KEY PLAN
NTS

SHERMAN CARTER BARNHART ARCHITECTS

DESIGN DEVELOPMENT

SHROUT TATE WILSON MECHANICAL AND ELECTRICAL ENGINEERS
Lexington - Louisville - Charleston
www.shrwtg.com

ALLEN COUNTY SCHOOL
MULTI-BUILDING UPGRADES
ALLEN COUNTY BOARD OF EDUCATION
SCOTTSVILLE, KENTUCKY

HIGH SCHOOL
OVERALL FIRST FLOOR PLAN - MECHANICAL

JOB NO.	###
DATE	JULY 14, 2022
DRAWN	STAFF
CHECKED	RLW

COPYRIGHT © 2021
SHERMAN CARTER BARNHART ARCHITECTS, PLLC

REVISIONS

No.	Description	Date

SHEET

M2.9

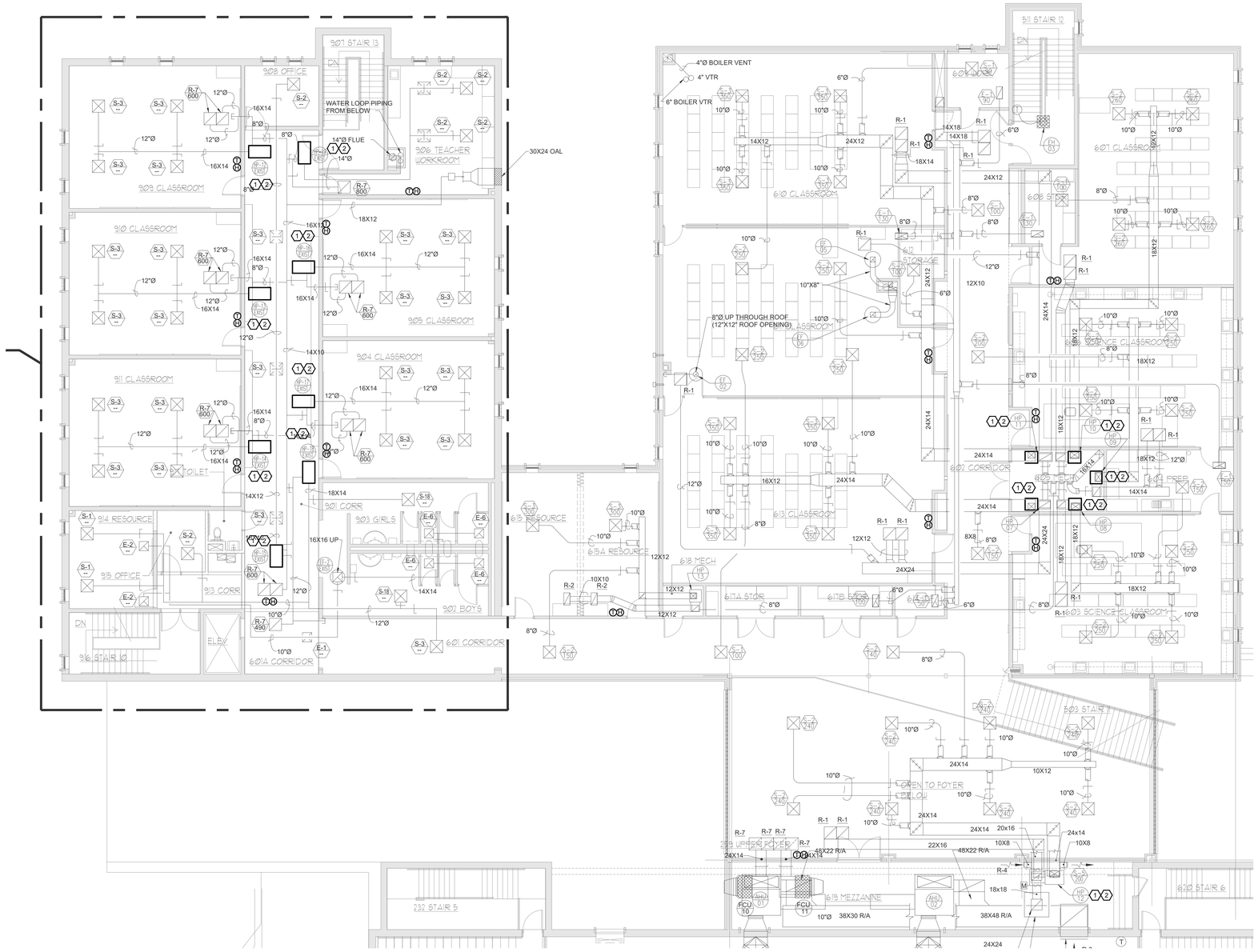

1 FIRST FLOOR PLAN - MECHANICAL

SCALE: 1/8"=1'-0"

0 4' 8' 16'

LEGEND

- EXISTING TO REMAIN
- EXISTING TO BE REMOVED
- EXTENT OF DEMOLITION

GENERAL NOTES:

1. REFER TO SHEET M0.1 FOR GENERAL NOTES.

⬡ SHEET KEYNOTES:

1. REPLACE HEAT PUMP UNIT. PROVIDE HEAT PUMP UNIT WITH HOT GAS REHEAT AND HUMIDITY SENSOR.
2. PROVIDE NEEDLE POINT BIPOLAR IONIZATION SYSTEM AT SUPPLY AIR DUCT. SYSTEM TO BE GPS OR APPROVED EQUAL.

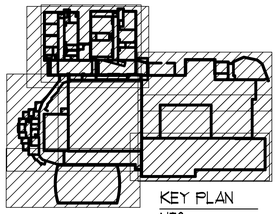

KEY PLAN
NTS

SHERMAN CARTER BARNHART ARCHITECTS

DESIGN DEVELOPMENT

SHROUT TATE WILSON MECHANICAL AND ELECTRICAL ENGINEERS
Lexington - Louisville - Charleston
www.3twesg.com

ALLEN COUNTY SCHOOL
MULTI-BUILDING UPGRADES
ALLEN COUNTY BOARD OF EDUCATION
SCOTTSVILLE, KENTUCKY

HIGH SCHOOL
OVERALL FIRST FLOOR PLAN - MECHANICAL

JOB NO.	###
DATE	JULY 14, 2022
DRAWN	STAFF
CHECKED	RLW

COPYRIGHT © 2021
SHERMAN CARTER BARNHART ARCHITECTS, PLLC

REVISIONS

No.	Description	Date

SHEET

M2.10

GENERAL NOTES:

1. REFER TO SHEET M0.1 FOR GENERAL NOTES.

⬡ SHEET KEYNOTES:

1. CONTRACTOR TO EXCAVATE AND CUT OPEN PIPING FOR EACH INDIVIDUAL WELL AND FLUSH. TYPICAL FOR ALL.
2. CONTRACTOR TO REPLACE ALL ELECTROFUSED BUTT JOINTS WITH ELECTROFUSED COUPLINGS. TYPICAL FOR ALL.
3. ADD BYPASS FOR COOLING TOWER.

1 GEOTHERMAL WELL FIELD PLAN

SCALE: 1"=30'-0"

0 30' 60'

SHERMAN CARTER BARNHART ARCHITECTS

DESIGN DEVELOPMENT

SHROUT TATE WILSON MECHANICAL AND ELECTRICAL ENGINEERS

Lexington - Louisville - Charleston

www.stwengs.com

ALLEN COUNTY SCHOOL
MULTI-BUILDING UPGRADES

ALLEN COUNTY BOARD OF EDUCATION
SCOTTSVILLE, KENTUCKY

INTERMEDIATE SCHOOL
GEOTHERMAL WELL FIELD

JOB NO.	###
DATE	JULY 14, 2022
DRAWN	STAFF
CHECKED	RLW

COPYRIGHT © 2021
SHERMAN CARTER BARNHART
ARCHITECTS, PLLC

REVISIONS

No.	Description	Date

SHEET

M3.1

GENERAL NOTES:

1. REFER TO SHEET M0.1 FOR GENERAL NOTES.

⬡ SHEET KEYNOTES:

1. PROVIDE NEEDLE POINT BIPOLAR IONIZATION SYSTEM AT UNIT. SYSTEM TO BE GPS OR APPROVED EQUAL.

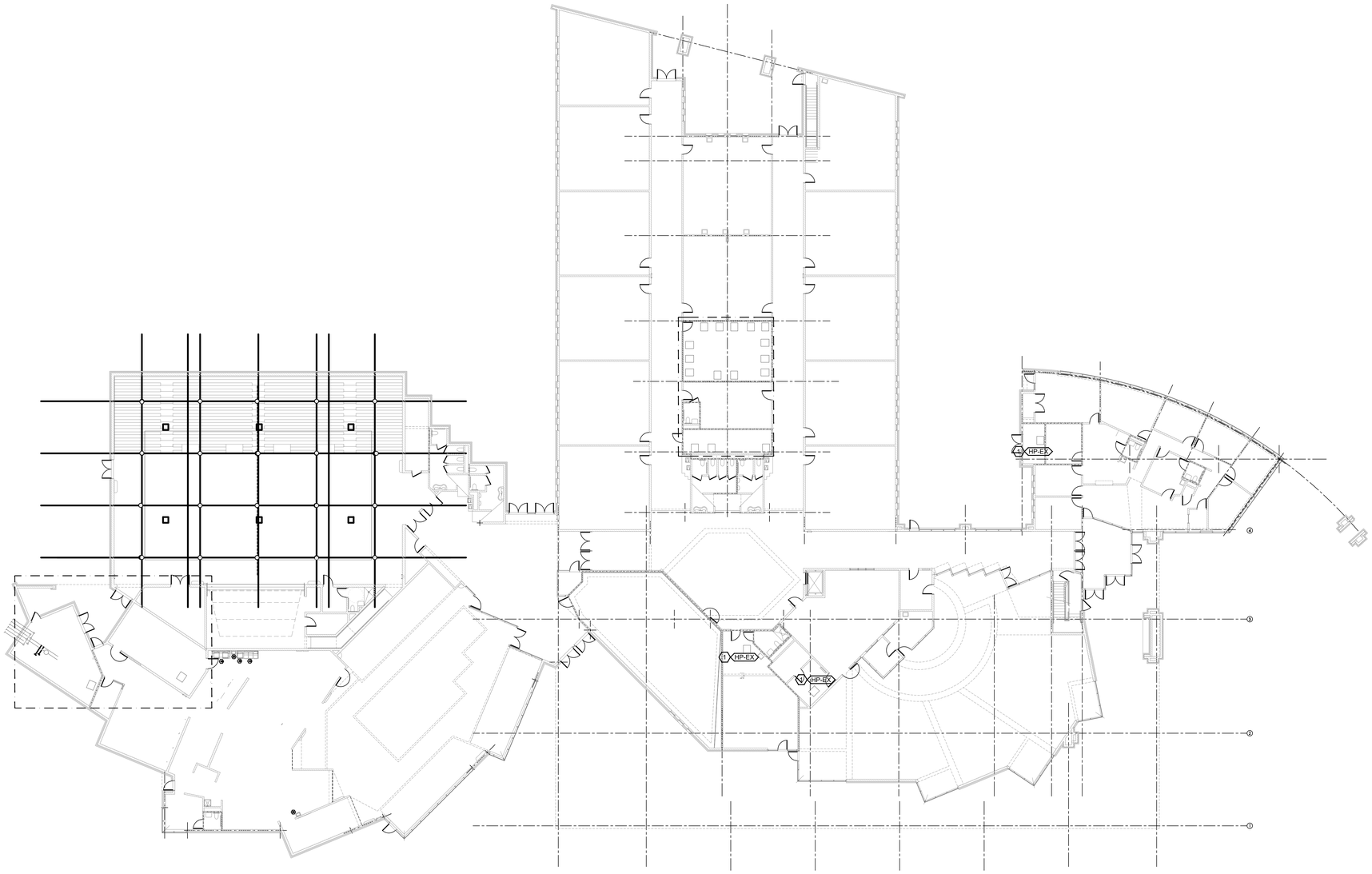

1 FIRST FLOOR PLAN - MECHANICAL

SCALE: 1/16"=1'-0"

0 8' 16' 32'

SHERMAN CARTER BARNHART ARCHITECTS

DESIGN DEVELOPMENT

SHROUT TATE WILSON MECHANICAL AND ELECTRICAL ENGINEERS

Lexington - Louisville - Charleston

www.shwesp.com

ALLEN COUNTY SCHOOL
MULTI-BUILDING UPGRADES

ALLEN COUNTY BOARD OF EDUCATION
SCOTTSVILLE, KENTUCKY

INTERMEDIATE SCHOOL
FIRST FLOOR PLAN - MECHANICAL

JOB NO.	###
DATE	JULY 14, 2022
DRAWN	STAFF
CHECKED	RLW

COPYRIGHT © 2021
SHERMAN CARTER BARNHART
ARCHITECTS, PLLC

REVISIONS

No.	Description	Date

SHEET

M3.2

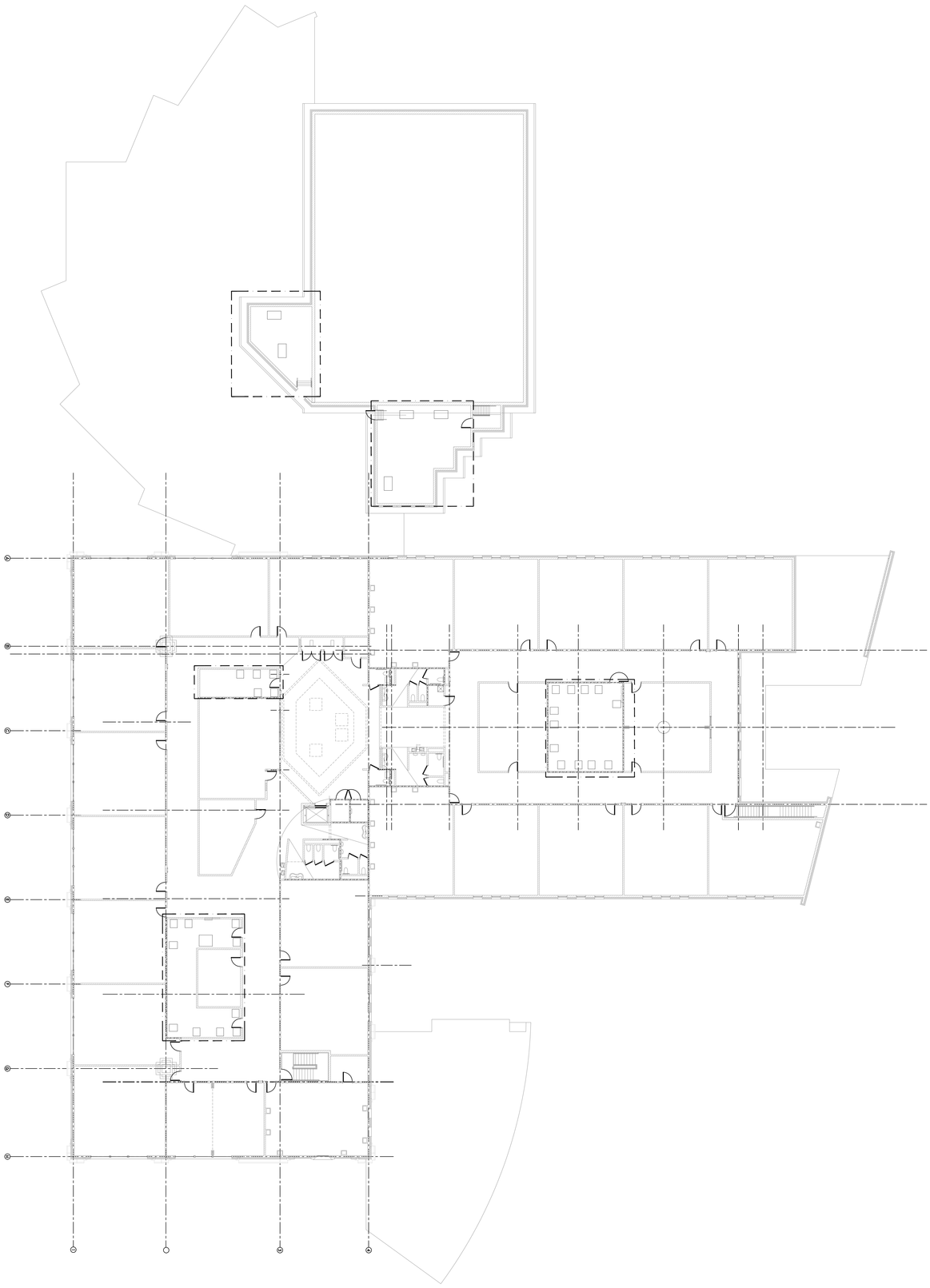

1 SECOND FLOOR PLAN - MECHANICAL

SCALE: 1/16"=1'-0"

DESIGN DEVELOPMENT

SHEET

M3.3

REVISIONS		
No.	Description	Date

COPYRIGHT © 2021
SHERMAN CARTER BARNHART
ARCHITECTS, PLLC

CHECKED	RLW
DRAWN	STAFF
DATE	JULY 14, 2022
JOB NO.	###

INTERMEDIATE SCHOOL
FIRST FLOOR PLAN - MECHANICAL

ALLEN COUNTY SCHOOL
MULTI-BUILDING UPGRADES
ALLEN COUNTY BOARD OF EDUCATION
SCOTTSVILLE, KENTUCKY

SHROUT TATE WILSON MECHANICAL AND ELECTRICAL ENGINEERS
Lexington - Louisville - Charleston
www.stweng.com

SHERMAN CARTER BARNHART ARCHITECTS

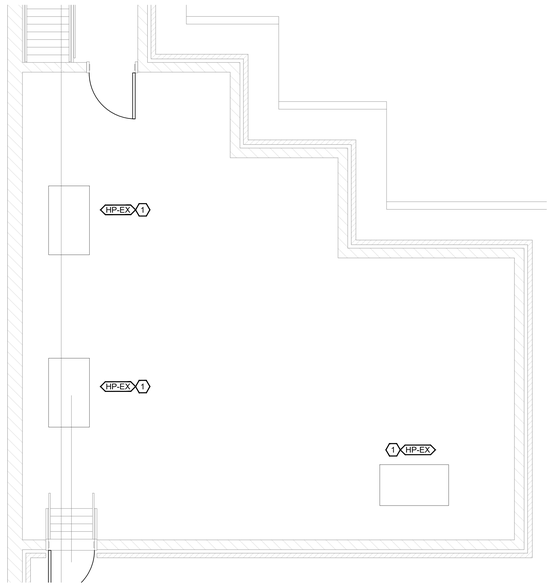

1 ENLARGED FLOOR PLAN - MECHANICAL
SCALE: 1/4"=1'-0"

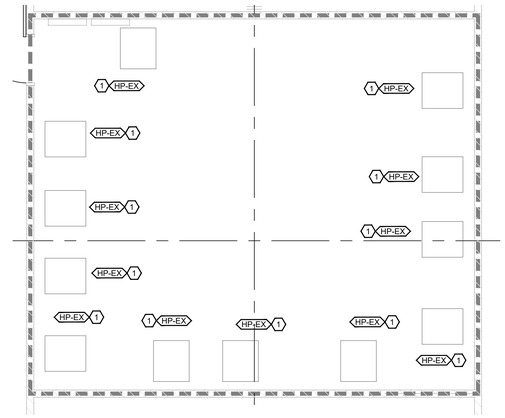

1 ENLARGED FLOOR PLAN - MECHANICAL
SCALE: 1/4"=1'-0"

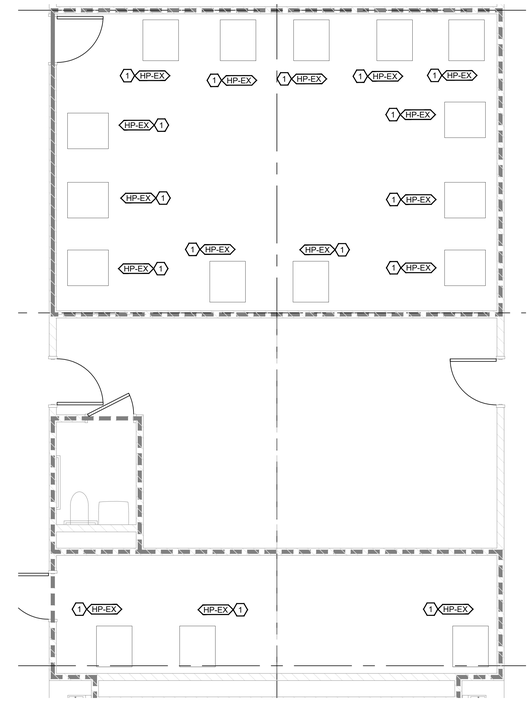

1 ENLARGED FLOOR PLAN - MECHANICAL
SCALE: 1/4"=1'-0"

GENERAL NOTES:

1. REFER TO SHEET M0.1 FOR GENERAL NOTES.

SHEET KEYNOTES:

1. PROVIDE NEEDLE POINT BIPOLAR IONIZATION SYSTEM AT UNIT. SYSTEM TO BE GPS OR APPROVED EQUAL.
2. ADD BYPASS FOR COOLING TOWER.

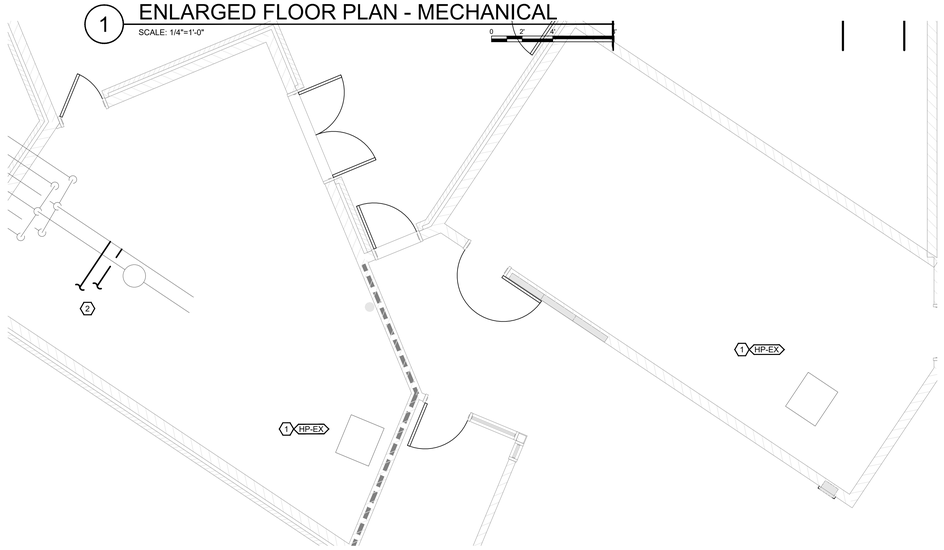

1 ENLARGED FLOOR PLAN - MECHANICAL
SCALE: 1/4"=1'-0"

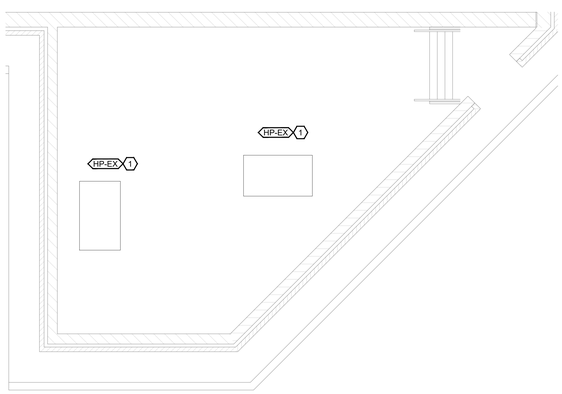

1 ENLARGED FLOOR PLAN - MECHANICAL
SCALE: 1/4"=1'-0"

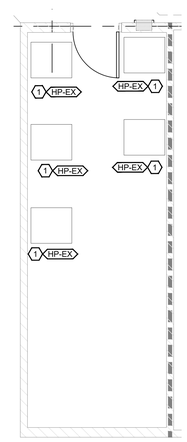

1 ENLARGED FLOOR PLAN - MECHANICAL
SCALE: 1/4"=1'-0"

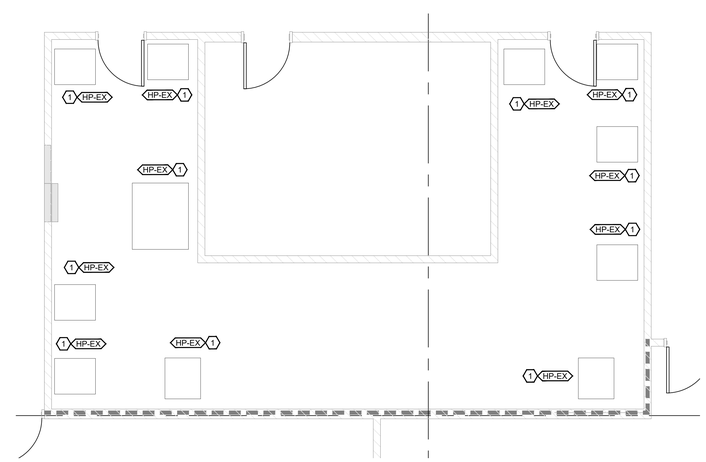

1 ENLARGED FLOOR PLAN - MECHANICAL
SCALE: 1/4"=1'-0"

SHERMAN CARTER BARNHART ARCHITECTS

DESIGN DEVELOPMENT

SHROUT TATE WILSON MECHANICAL AND ELECTRICAL ENGINEERS
Lexington - Louisville - Charleston
www.stwengs.com

ALLEN COUNTY SCHOOL
MULTI-BUILDING UPGRADES
ALLEN COUNTY BOARD OF EDUCATION
SCOTTSVILLE, KENTUCKY

INTERMEDIATE SCHOOL
ENLARGED PLANS - MECHANICAL

JOB NO.	###
DATE	JULY 14, 2022
DRAWN	STAFF
CHECKED	RLW

COPYRIGHT © 2021
SHERMAN CARTER BARNHART
ARCHITECTS, PLLC

REVISIONS

No.	Description	Date

SHEET

M3.4

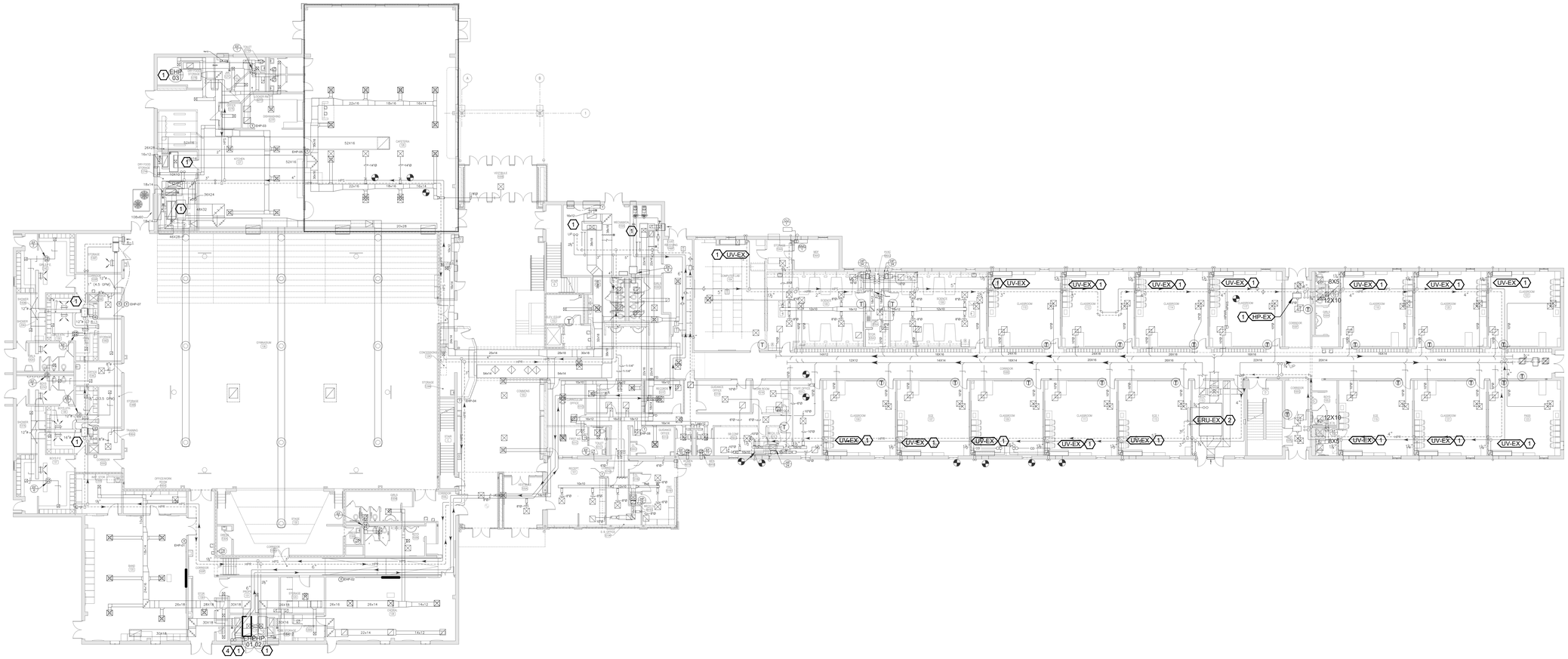

1 FIRST FLOOR PLAN - MECHANICAL

SCALE: 1/16"=1'-0"

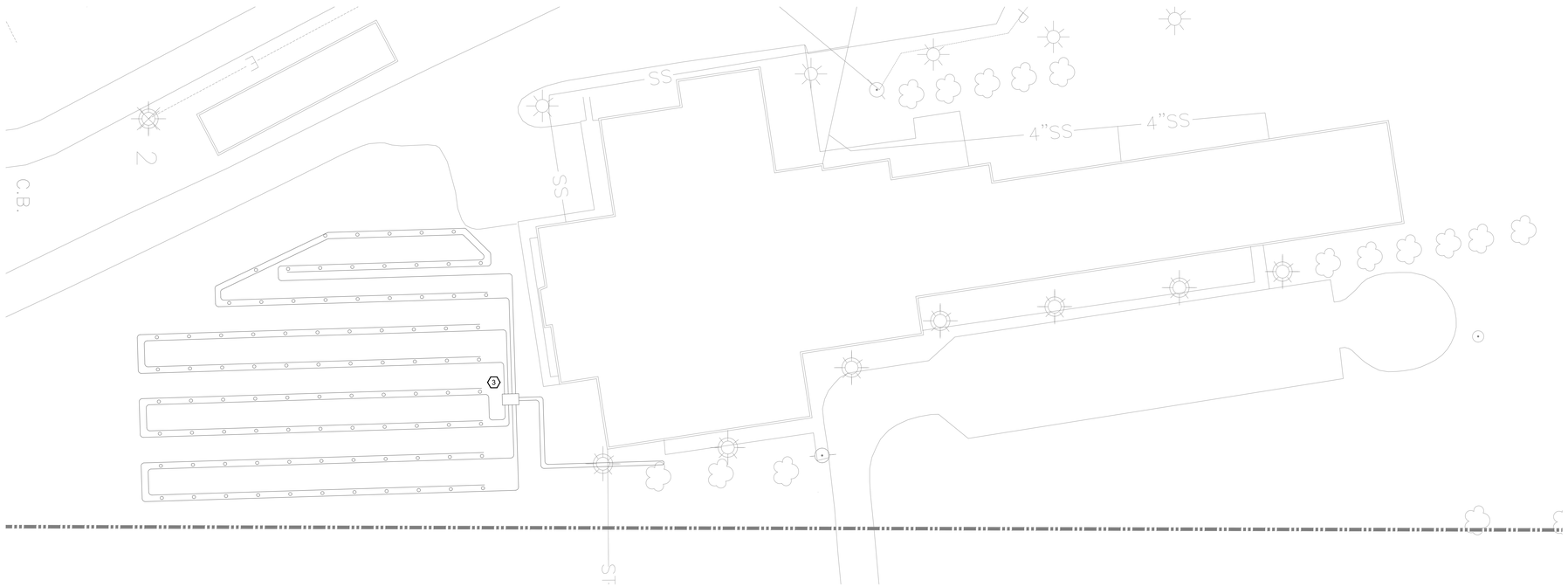

2 GEOTHERMAL SITE PLAN

SCALE: 1"=200'-0"

GENERAL NOTES:

1. REFER TO SHEET M0.1 FOR GENERAL NOTES.

SHEET KEYNOTES:

1. PROVIDE NEEDLE POINT BIPOLAR IONIZATION SYSTEM AT UNIT. SYSTEM TO BE GPS OR APPROVED EQUAL.
2. PROVIDE NEEDLE POINT BIPOLAR IONIZATION SYSTEM AT SUPPLY AIR DUCT. SYSTEM TO BE GPS OR APPROVED EQUAL.
3. FLUSH AND PURGE GEOTHERMAL WELL FIELD.
4. REPLACE BAND ROOM GEOTHERMAL WATER-SOURCE HEAT PUMP.

SHERMAN CARTER BARNHART ARCHITECTS

DESIGN DEVELOPMENT

SHROUT TATE WILSON MECHANICAL AND ELECTRICAL ENGINEERS
Lexington • Louisville • Charleston
www.3twesg.com

ALLEN COUNTY SCHOOL
MULTI-BUILDING UPGRADES
ALLEN COUNTY BOARD OF EDUCATION
SCOTTSVILLE, KENTUCKY

JAMES BAZZELL MIDDLE SCHOOL
FIRST FLOOR PLAN & GEO WELL FIELD - MECHANICAL

JOB NO.	###
DATE	JULY 14, 2022
DRAWN	STAFF
CHECKED	RLW

COPYRIGHT © 2021
SHERMAN CARTER BARNHART ARCHITECTS, PLLC

REVISIONS

No.	Description	Date

SHEET

M4.1

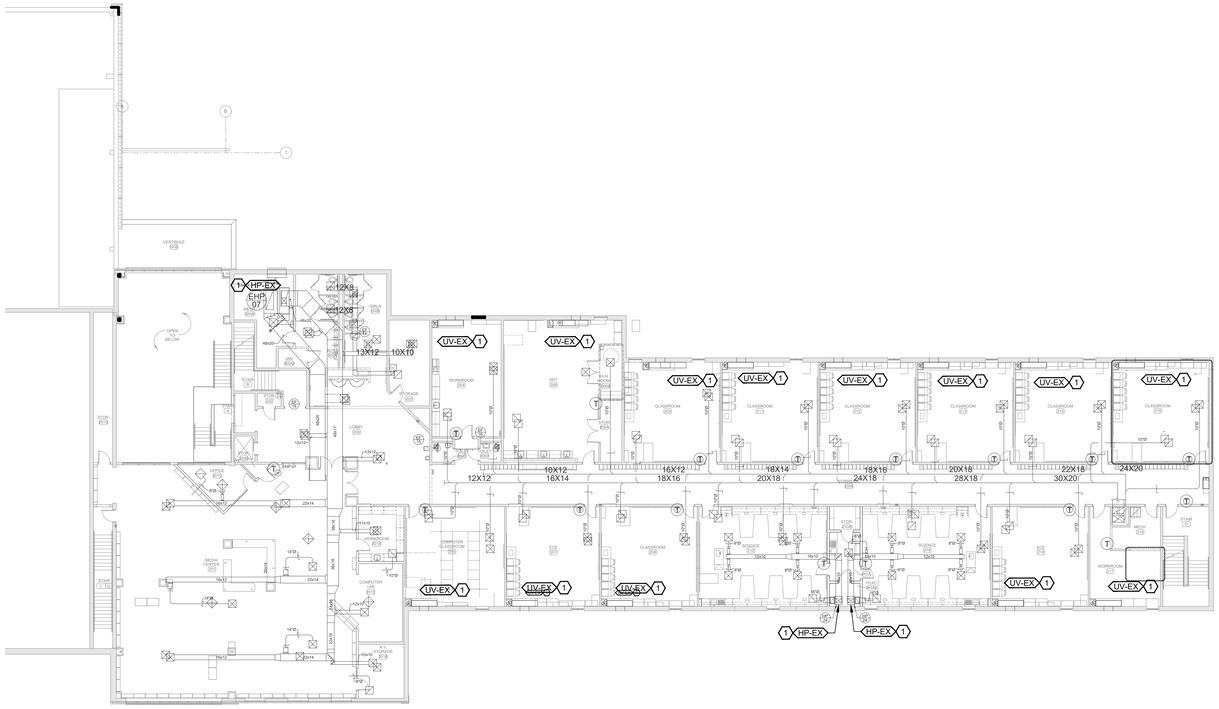

1 SECOND FLOOR PLAN - MECHANICAL

SCALE: 1/16"=1'-0"

0 8' 16' 32'

GENERAL NOTES:

1. REFER TO SHEET M0.1 FOR GENERAL NOTES.

SHEET KEYNOTES:

1. PROVIDE NEEDLE POINT BIPOLAR IONIZATION SYSTEM AT UNIT. SYSTEM TO BE GPS OR APPROVED EQUAL.

SHERMAN CARTER BARNHART ARCHITECTS

DESIGN DEVELOPMENT

SHROUT TATE WILSON MECHANICAL AND ELECTRICAL ENGINEERS
Lexington • Louisville • Charleston
www.shrwg.com

ALLEN COUNTY SCHOOL
MULTI-BUILDING UPGRADES
ALLEN COUNTY BOARD OF EDUCATION
SCOTTSVILLE, KENTUCKY

JAMES BAZZELL MIDDLE SCHOOL
SECOND FLOOR PLAN - MECHANICAL

JOB NO.	###
DATE	JULY 14, 2022
DRAWN	STAFF
CHECKED	RLW

COPYRIGHT © 2021
SHERMAN CARTER BARNHART
ARCHITECTS, PLLC

REVISIONS

No.	Description	Date

SHEET

M4.2

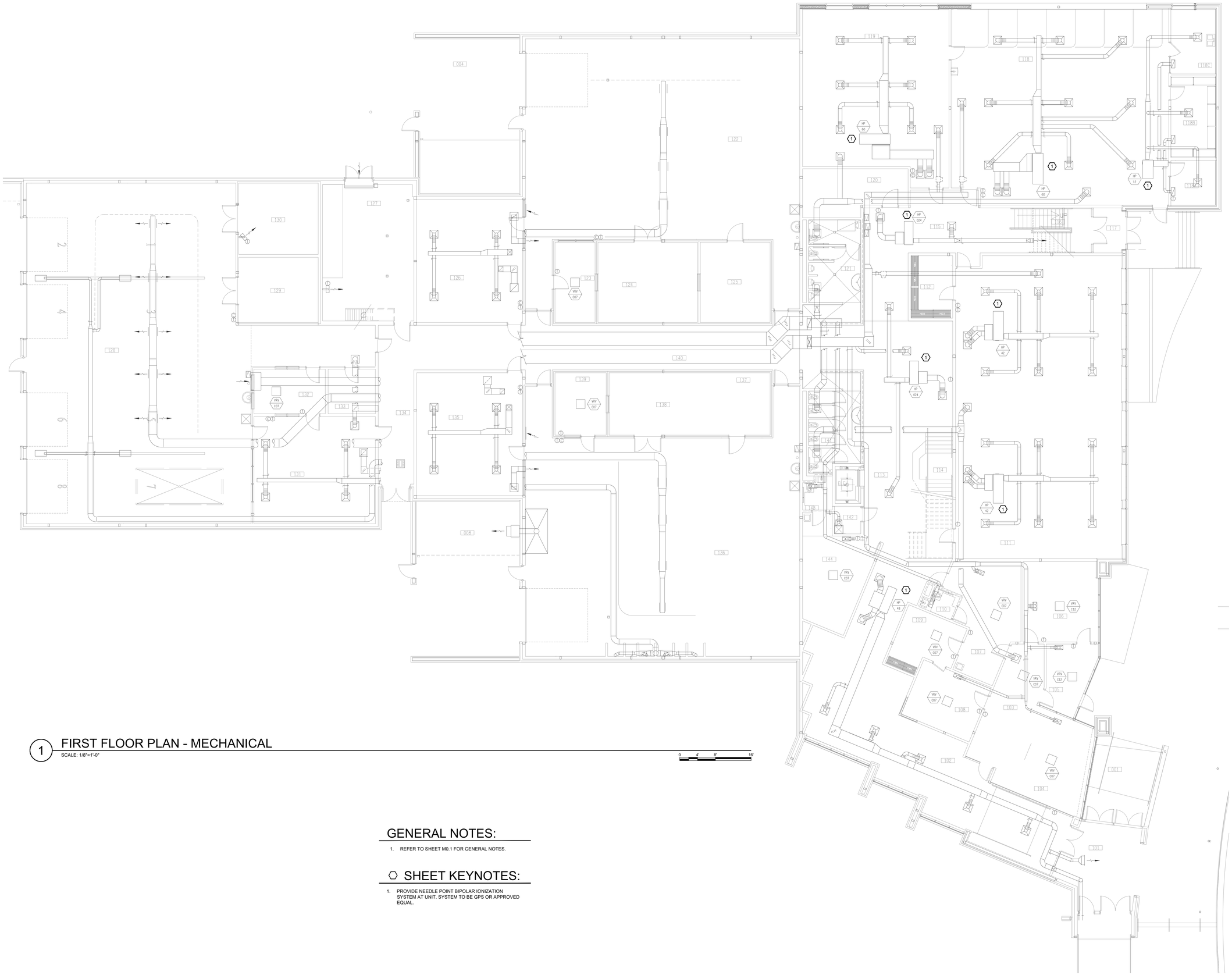

1 FIRST FLOOR PLAN - MECHANICAL

SCALE: 1/8"=1'-0"

GENERAL NOTES:

1. REFER TO SHEET M0.1 FOR GENERAL NOTES.

⬡ SHEET KEYNOTES:

1. PROVIDE NEEDLE POINT BIPOLAR IONIZATION SYSTEM AT UNIT. SYSTEM TO BE GPS OR APPROVED EQUAL.

SHERMAN CARTER BARNHART ARCHITECTS

DESIGN DEVELOPMENT

SHROUT TATE WILSON MECHANICAL AND ELECTRICAL ENGINEERS
Lexington - Louisville - Charleston
www.shrwg.com

ALLEN COUNTY SCHOOL
MULTI-BUILDING UPGRADES
ALLEN COUNTY BOARD OF EDUCATION
SCOTTSVILLE, KENTUCKY

CAREER & TECH CENTER
FIRST FLOOR PLAN
MECHANICAL

JOB NO.	###
DATE	JULY 14, 2022
DRAWN	STAFF
CHECKED	RLW

COPYRIGHT © 2021
SHERMAN CARTER BARNHART
ARCHITECTS, PLLC

REVISIONS

No.	Description	Date

SHEET

M5.1

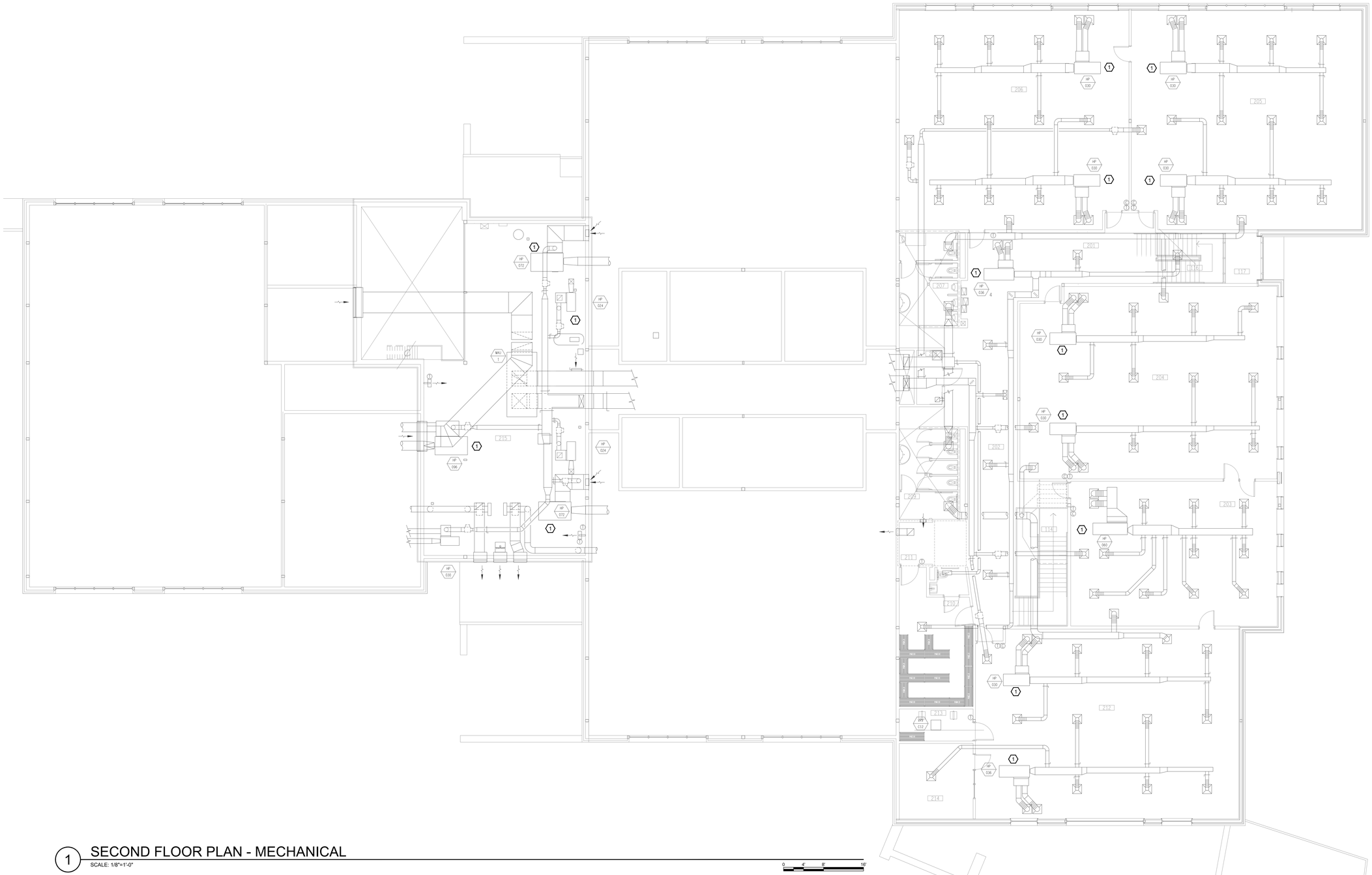

1 SECOND FLOOR PLAN - MECHANICAL

SCALE: 1/8"=1'-0"

GENERAL NOTES:

1. REFER TO SHEET M0.1 FOR GENERAL NOTES.

SHEET KEYNOTES:

1. PROVIDE NEEDLE POINT BIPOLAR IONIZATION SYSTEM AT UNIT. SYSTEM TO BE GPS OR APPROVED EQUAL.

SHERMAN CARTER BARNHART ARCHITECTS

DESIGN DEVELOPMENT

SHROUT TATE WILSON MECHANICAL AND ELECTRICAL ENGINEERS
Lexington - Louisville - Charleston
www.shrwtg.com

ALLEN COUNTY SCHOOL
MULTI-BUILDING UPGRADES
ALLEN COUNTY BOARD OF EDUCATION
SCOTTSVILLE, KENTUCKY

CAREER & TECH CENTER
SECOND FLOOR PLAN
MECHANICAL

JOB NO.	###
DATE	JULY 14, 2022
DRAWN	STAFF
CHECKED	RLW

COPYRIGHT © 2021
SHERMAN CARTER BARNHART
ARCHITECTS, PLLC

REVISIONS

No.	Description	Date

SHEET

M5.2

GENERAL NOTES:

1. REFER TO SHEET M0.1 FOR GENERAL NOTES.

⬡ SHEET KEYNOTES:

1. PROVIDE NEW ROOM NEUTRAL ENERGY RECOVERY VENTILATOR.
2. PROVIDE NEW INSULATION FOR ALL SUPPLY AIR DUCTWORK, TYPICAL.
3. PROVIDE NEEDLE POINT BIPOLAR IONIZATION SYSTEM AT SUPPLY AIR DUCT. SYSTEM TO BE GPS OR APPROVED EQUAL.

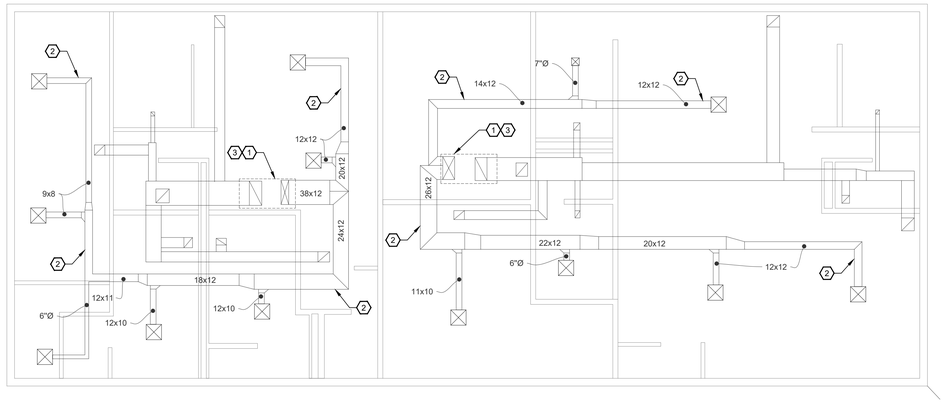

1 FLOOR PLAN - MECHANICAL

SCALE: 1/8"=1'-0"

0 4' 8' 16'

SHERMAN CARTER BARNHART ARCHITECTS

DESIGN DEVELOPMENT

SHROUT TATE WILSON MECHANICAL AND ELECTRICAL ENGINEERS

Lexington - Louisville - Charleston

www.stwesg.com

ALLEN COUNTY SCHOOL
MULTI-BUILDING UPGRADES

ALLEN COUNTY BOARD OF EDUCATION
SCOTTSVILLE, KENTUCKY

MIDDLE SCHOOL FIELD HOUSE
FLOOR PLAN -MECHANICAL

JOB NO.	###
DATE	JULY 14, 2022
DRAWN	STAFF
CHECKED	RLW

COPYRIGHT © 2021
SHERMAN CARTER BARNHART
ARCHITECTS, PLLC

REVISIONS

No.	Description	Date

SHEET

M6.1

GENERAL NOTES:

1. REFER TO SHEET M0.1 FOR GENERAL NOTES.

⬡ SHEET KEYNOTES:

1. PROVIDE NEEDLE POINT BIPOLAR IONIZATION SYSTEM AT SUPPLY AIR DUCT. SYSTEM TO BE GPS OR APPROVED EQUAL.

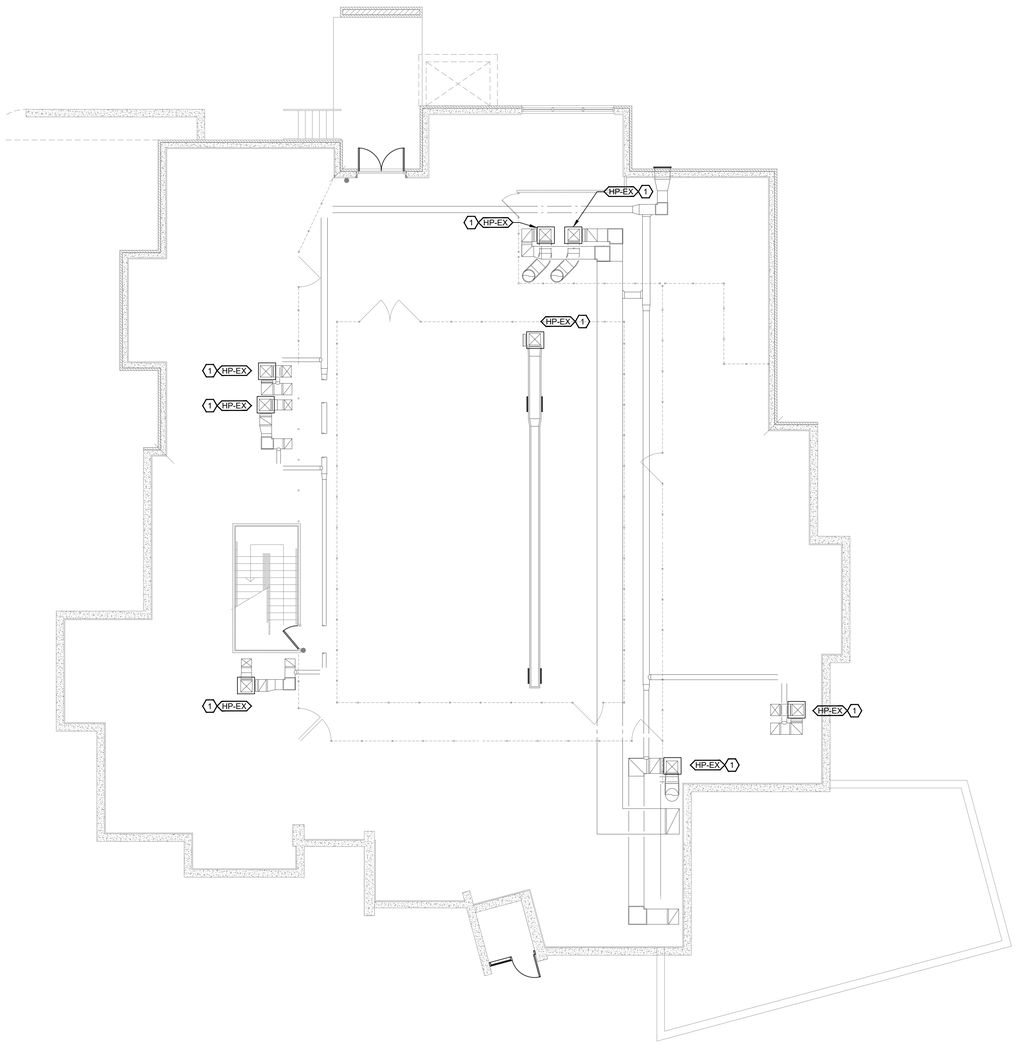

1 BASEMENT FLOOR PLAN - MECHANICAL

SCALE: 1/8"=1'-0"

0 4' 8' 16'

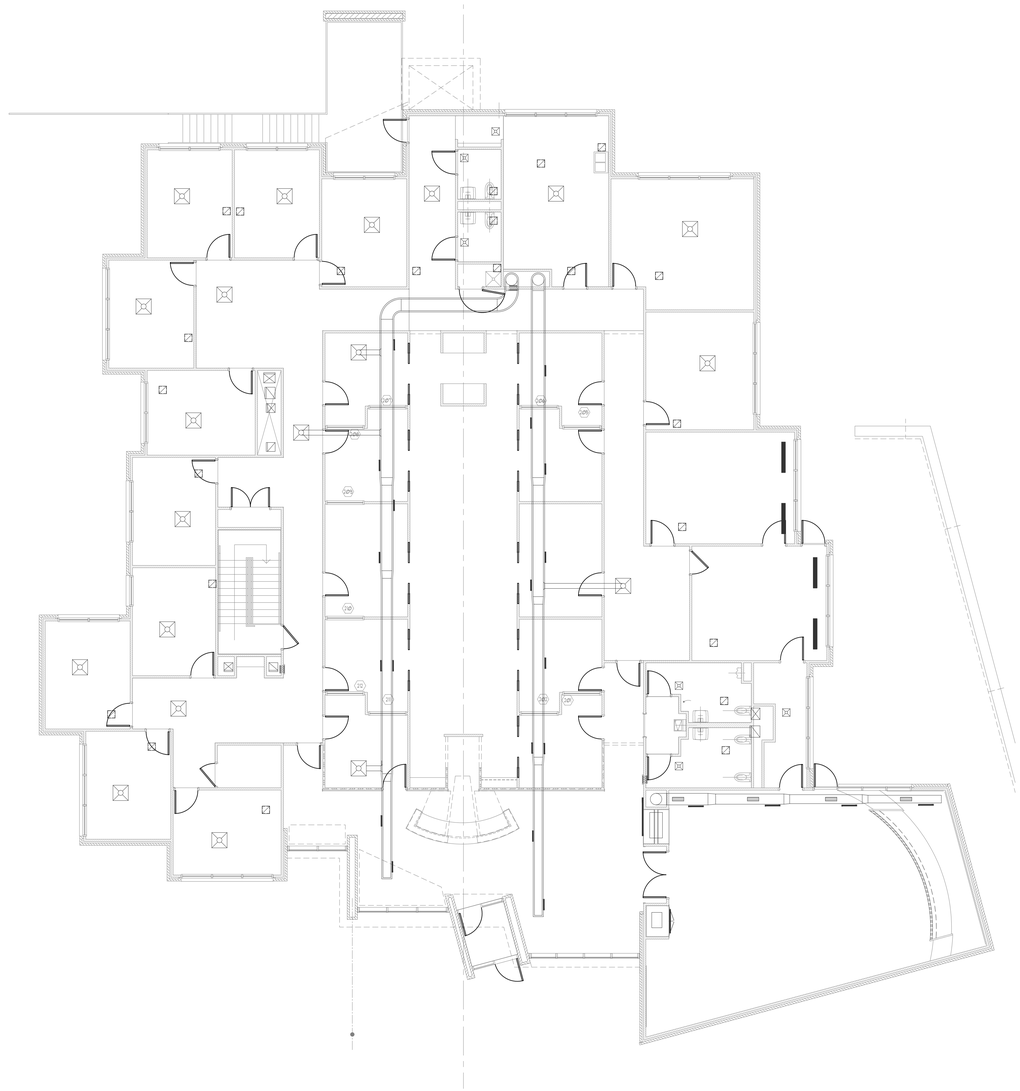

2 MAIN FLOOR PLAN - MECHANICAL

SCALE: 1/8"=1'-0"

0 4' 8' 16'

SHERMAN CARTER BARNHART ARCHITECTS

DESIGN DEVELOPMENT

SHROUT TATE WILSON MECHANICAL AND ELECTRICAL ENGINEERS
Lexington - Louisville - Charleston
www.shrwg.com

ALLEN COUNTY SCHOOL
MULTI-BUILDING UPGRADES
ALLEN COUNTY BOARD OF EDUCATION
SCOTTSVILLE, KENTUCKY

CENTRAL OFFICE
BASEMENT & MAIN FLOOR PLANS
MECHANICAL

JOB NO.	###
DATE	JULY 14, 2022
DRAWN	STAFF
CHECKED	RLW

COPYRIGHT © 2021
SHERMAN CARTER BARNHART
ARCHITECTS, PLLC

REVISIONS

No.	Description	Date

SHEET

M7.1