

Bank Reconciliation Report

Checking Account

992

Date From 7/1/2021

Date to 06/30/2022

Year end

Ending Balance on Statement Dated : 06/30/2022	\$167,236.14
Outstanding Deposits (Bank Deposits) -> +	\$0.00
Less Outstanding Checks:	\$2,904.99
Cash Balance as of : 06/30/2022	\$164,331.15 ***

Cash Balance for Checking as of 7/1/2021	\$148,307.79
Add: Total Deposits (Bank Deposits):	\$584,030.35
Less: Total Checks and Withdrawals:	(\$568,006.99)
Computer Cash Balance as of : 06/30/2022	\$164,331.15 ***

Summary of Asset Accounts

Gl Acct	Account Name	Begin Bal	Recpt/JV	Disb/JV	Transfer	End Bal.
10	Petty Cash	\$0.00	\$0.00	\$0.00	\$0.00	\$0.00
991	Cash On Hand	\$0.00	\$558,187.59	\$0.00	(\$558,187.59)	\$0.00
992	Checking	\$148,307.79	\$25,842.76	(\$568,006.99)	\$558,187.59	\$164,331.15 ***
993	Gaming Account	\$5.08	\$231.00	(\$231.00)	\$0.00	\$5.08
994	Investments	\$0.00	\$0.00	\$0.00	\$0.00	\$0.00
995	DISTRICT FUNDS	\$0.00	\$0.00	\$0.00	\$0.00	\$0.00
996	ACCOUNTS RECEIVABLE	\$2,551.77	(\$1,948.77)	(\$603.00)	\$0.00	\$0.00
Grand Total		\$150,864.64	\$582,312.58	(\$568,840.99)	\$0.00	\$164,336.23

I have reviewed the above ledger report and attached reports for the current month. I find them accurate and complete to the best of my knowledge.

Bookkeeper: Sammy Annells Date: 7/13/22

Principal: [Signature] Date: 7/13/2022

*** Entries Must Match

SPENCER COUNTY HIGH SCHOOL
School Activity Fund
Financial Report

From Date: 7/1/2021
To Date: 06/30/2022

	Beg. Bal.	Recpt/JV	Disb/JV	Trans In.	Trans Out.	End. Bal
990 Petty Cash	\$0.00	\$0.00	\$0.00	\$0.00	\$0.00	\$0.00
991 Cash On Hand	\$0.00	\$558,187.59	\$0.00	\$0.00	(\$558,187.59)	\$0.00
* 992 Checking	\$148,307.79	\$25,842.76	\$(568,006.99)	\$558,187.59	\$0.00	\$164,331.15
993 Gaming Account	\$5.08	\$231.00	\$(231.00)	\$5.08	(\$5.08)	\$5.08
994 Investments	\$0.00	\$0.00	\$0.00	\$0.00	\$0.00	\$0.00
995 DISTRICT FUNDS	\$0.00	\$0.00	\$0.00	\$0.00	\$0.00	\$0.00
996 ACCOUNTS RECEIVABLE	\$2,551.77	\$(1,948.77)	\$(603.00)	\$0.00	\$0.00	\$0.00
	<u>\$150,864.64</u>	<u>\$582,312.58</u>	<u>\$(568,840.99)</u>	<u>\$558,192.67</u>	<u>(\$558,192.67)</u>	<u>\$164,336.23 *</u>

Beginning Ledger Balance: \$150,864.64
 Add: Receipts + Transfer In: \$1,140,505.25
 Sub-Total: **\$1,291,369.89**

Less: Expenditures + Trans Out (\$1,127,033.66)

Ending Ledger Balance * **\$164,336.23**


Balance per Bank Statement: \$167,236.14
 Ending Balance Other GL Accounts: \$5.08
 Add: Deposits in Transit: \$0.00
 Sub Total: **\$167,241.22**


Less Outstanding Checks \$2,904.99

Actual Cash Balance * **\$164,336.23**

* These three numbers must agree.

The above information is a true statement of the financial condition of the various activity accounts of this school.


 Principal
 7/13/2022
 Date


 Central Fund Treasurer
 7/13/22
 Date

SPENCER COUNTY HIGH SCHOOL
School Activity Fund
Financial Report

From Date:	7/1/2021
To Date:	06/30/2022

<u>Acct</u>	<u>Activity Account</u>	<u>Beg. Bal.</u>	<u>Recpt/JV</u>	<u>Disb/JV</u>	<u>Transfer In</u>	<u>Transfer Out</u>	<u>End. Bal.</u>
100	CHARITABLE FUNDRAI:	\$91.98	\$851.00	\$(799.00)	\$0.00	\$0.00	\$143.98
	Group Total:	\$91.98	\$851.00	\$(799.00)	\$0.00	\$0.00	\$143.98
101	START UP CASH BOXE:	\$0.00	\$2,000.00	\$(2,000.00)	\$0.00	\$0.00	\$0.00
	Group Total:	\$0.00	\$2,000.00	\$(2,000.00)	\$0.00	\$0.00	\$0.00
300	YCLUB/KUNA	\$0.00	\$0.00	\$ 0.00	\$0.00	\$0.00	\$0.00
	Group Total:	\$0.00	\$0.00	\$ 0.00	\$0.00	\$0.00	\$0.00
302	ART CLUB	\$491.90	\$50.00	\$(291.13)	\$0.00	\$0.00	\$250.77
	Group Total:	\$491.90	\$50.00	\$(291.13)	\$0.00	\$0.00	\$250.77
303	Inspired Club	\$0.00	\$0.00	\$ 0.00	\$0.00	\$0.00	\$0.00
	Group Total:	\$0.00	\$0.00	\$ 0.00	\$0.00	\$0.00	\$0.00
307	BAND CLUB	\$5,912.43	\$54,239.06	\$(53,691.94)	\$0.00	\$0.00	\$6,459.55
	Group Total:	\$5,912.43	\$54,239.06	\$(53,691.94)	\$0.00	\$0.00	\$6,459.55
308	YOUNG REPUBLICANS	\$0.00	\$0.00	\$ 0.00	\$0.00	\$0.00	\$0.00
	Group Total:	\$0.00	\$0.00	\$ 0.00	\$0.00	\$0.00	\$0.00
315	FBLA	\$1,012.46	\$4,041.05	\$(4,988.28)	\$0.00	\$0.00	\$65.23
	Group Total:	\$1,012.46	\$4,041.05	\$(4,988.28)	\$0.00	\$0.00	\$65.23
319	CHORUS CLUB	\$3,057.24	\$43,292.26	\$(34,111.21)	\$812.25	\$(5,348.04)	\$7,702.50
	Group Total:	\$3,057.24	\$43,292.26	\$(34,111.21)	\$812.25	\$(5,348.04)	\$7,702.50
331	FCCLA	\$1,386.65	\$9,253.00	\$(10,948.33)	\$500.00	\$0.00	\$191.32
	Group Total:	\$1,386.65	\$9,253.00	\$(10,948.33)	\$500.00	\$0.00	\$191.32
332	FCCLA Region 6	\$0.00	\$2,196.66	\$ 0.00	\$0.00	\$0.00	\$2,196.66
	Group Total:	\$0.00	\$2,196.66	\$ 0.00	\$0.00	\$0.00	\$2,196.66
338	BETA CLUB	\$707.05	\$393.00	\$(516.78)	\$0.00	\$0.00	\$583.27
	Group Total:	\$707.05	\$393.00	\$(516.78)	\$0.00	\$0.00	\$583.27
343	TSA CLUB	\$51.53	\$0.00	\$ 0.00	\$0.00	\$0.00	\$51.53
	Group Total:	\$51.53	\$0.00	\$ 0.00	\$0.00	\$0.00	\$51.53
344	STLP	\$0.00	\$0.00	\$ 0.00	\$0.00	\$0.00	\$0.00
	Group Total:	\$0.00	\$0.00	\$ 0.00	\$0.00	\$0.00	\$0.00
345	EDGENUITY FIELD TRIF	\$0.00	\$0.00	\$ 0.00	\$0.00	\$0.00	\$0.00
	Group Total:	\$0.00	\$0.00	\$ 0.00	\$0.00	\$0.00	\$0.00
353	BOOK CLUB	\$407.47	\$786.00	\$(728.12)	\$0.00	\$0.00	\$465.35
	Group Total:	\$407.47	\$786.00	\$(728.12)	\$0.00	\$0.00	\$465.35
354	ANIMAL PROTECTION 1	\$1,179.66	\$0.00	\$ 0.00	\$0.00	\$0.00	\$1,179.66
	Group Total:	\$1,179.66	\$0.00	\$ 0.00	\$0.00	\$0.00	\$1,179.66
361	HOSA	\$3,779.62	\$4,259.00	\$(6,566.96)	\$0.00	\$0.00	\$1,471.66
	Group Total:	\$3,779.62	\$4,259.00	\$(6,566.96)	\$0.00	\$0.00	\$1,471.66
362	HOSA NATIONAL	\$1,966.74	\$8,047.79	\$(10,004.91)	\$0.00	\$0.00	\$9.62
	Group Total:	\$1,966.74	\$8,047.79	\$(10,004.91)	\$0.00	\$0.00	\$9.62
378	DAIRY TEAM	\$44,326.16	\$855.07	\$(4,472.81)	\$0.00	\$(10,500.00)	\$30,208.42
	Group Total:	\$44,326.16	\$855.07	\$(4,472.81)	\$0.00	\$(10,500.00)	\$30,208.42
379	FFA	\$5,784.66	\$59,051.37	\$(56,780.36)	\$0.00	\$(500.00)	\$7,555.67

SPENCER COUNTY HIGH SCHOOL
School Activity Fund
Financial Report

From Date:	7/1/2021
To Date:	06/30/2022

<u>Acct</u>	<u>Activity Account</u>	<u>Beg. Bal.</u>	<u>Recpt/JV</u>	<u>Disb/JV</u>	<u>Transfer In</u>	<u>Transfer Out</u>	<u>End. Bal.</u>
	Group Total:	\$5,784.66	\$59,051.37	\$(56,780.36)	\$0.00	\$(500.00)	\$7,555.67
386	YEARBOOK	\$100.00	\$0.00	\$ 0.00	\$0.00	\$0.00	\$100.00
	Group Total:	\$100.00	\$0.00	\$ 0.00	\$0.00	\$0.00	\$100.00
400	CHESS	\$463.39	\$0.00	\$ 0.00	\$0.00	\$0.00	\$463.39
	Group Total:	\$463.39	\$0.00	\$ 0.00	\$0.00	\$0.00	\$463.39
407	NATIONAL HONOR SOC	\$671.75	\$784.00	\$(467.25)	\$0.00	\$0.00	\$988.50
	Group Total:	\$671.75	\$784.00	\$(467.25)	\$0.00	\$0.00	\$988.50
412	EDUCATORS RISING	\$91.28	\$0.00	\$ 0.00	\$0.00	\$0.00	\$91.28
	Group Total:	\$91.28	\$0.00	\$ 0.00	\$0.00	\$0.00	\$91.28
415	MILITARY READINESS	\$6.03	\$0.00	\$ 0.00	\$0.00	\$0.00	\$6.03
	Group Total:	\$6.03	\$0.00	\$ 0.00	\$0.00	\$0.00	\$6.03
416	JR ARMY GUARD	\$0.00	\$3,068.00	\$ 0.00	\$0.00	\$0.00	\$3,068.00
	Group Total:	\$0.00	\$3,068.00	\$ 0.00	\$0.00	\$0.00	\$3,068.00
417	ACADEMIC TEAM	\$23.96	\$0.00	\$ 0.00	\$0.00	\$0.00	\$23.96
	Group Total:	\$23.96	\$0.00	\$ 0.00	\$0.00	\$0.00	\$23.96
418	HISTORY CLUB	\$20.20	\$0.00	\$ 0.00	\$0.00	\$0.00	\$20.20
	Group Total:	\$20.20	\$0.00	\$ 0.00	\$0.00	\$0.00	\$20.20
420	BEARS IN OVERTIME E	\$0.00	\$2,127.00	\$(1,751.64)	\$0.00	\$0.00	\$375.36
	Group Total:	\$0.00	\$2,127.00	\$(1,751.64)	\$0.00	\$0.00	\$375.36
511	FACULTY VENDING	\$526.16	\$1,110.25	\$(1,096.61)	\$0.00	\$0.00	\$539.80
	Group Total:	\$526.16	\$1,110.25	\$(1,096.61)	\$0.00	\$0.00	\$539.80
512	PUBLIC VENDING	\$0.00	\$0.00	\$ 0.00	\$0.00	\$0.00	\$0.00
	Group Total:	\$0.00	\$0.00	\$ 0.00	\$0.00	\$0.00	\$0.00
513	STUDENT VENDING	\$163.45	\$266.23	\$(290.87)	\$50.00	\$0.00	\$188.81
	Group Total:	\$163.45	\$266.23	\$(290.87)	\$50.00	\$0.00	\$188.81
601	GENERAL	\$9,394.72	\$1,201.06	\$(1,958.83)	\$0.00	\$0.00	\$8,636.95
	Group Total:	\$9,394.72	\$1,201.06	\$(1,958.83)	\$0.00	\$0.00	\$8,636.95
699	THE DEN	\$0.00	\$0.00	\$ 0.00	\$0.00	\$0.00	\$0.00
	Group Total:	\$0.00	\$0.00	\$ 0.00	\$0.00	\$0.00	\$0.00
700	PROM	\$6,648.60	\$20,950.00	\$(14,134.64)	\$0.00	\$0.00	\$13,463.96
	Group Total:	\$6,648.60	\$20,950.00	\$(14,134.64)	\$0.00	\$0.00	\$13,463.96
701	CLASS OF 2022	\$626.97	\$3,307.30	\$(4,453.08)	\$742.63	\$(96.32)	\$127.50
	Group Total:	\$626.97	\$3,307.30	\$(4,453.08)	\$742.63	\$(96.32)	\$127.50
702	CLASS OF 2019 PG	\$0.00	\$0.00	\$ 0.00	\$0.00	\$0.00	\$0.00
	Group Total:	\$0.00	\$0.00	\$ 0.00	\$0.00	\$0.00	\$0.00
703	CLASS OF 2023	\$386.42	\$378.08	\$ 0.00	\$0.00	\$0.00	\$764.50
	Group Total:	\$386.42	\$378.08	\$ 0.00	\$0.00	\$0.00	\$764.50
711	SENIOR PICNIC	\$1,406.73	\$850.00	\$(1,382.47)	\$0.00	\$0.00	\$874.26
	Group Total:	\$1,406.73	\$850.00	\$(1,382.47)	\$0.00	\$0.00	\$874.26
712	SENIOR GRAD LUNCHE	\$0.00	\$0.00	\$ 0.00	\$0.00	\$0.00	\$0.00
	Group Total:	\$0.00	\$0.00	\$ 0.00	\$0.00	\$0.00	\$0.00

SPENCER COUNTY HIGH SCHOOL
School Activity Fund
Financial Report

From Date:	7/1/2021
To Date:	06/30/2022

<u>Acct</u>	<u>Activity Account</u>	<u>Beg. Bal.</u>	<u>Recpt/JV</u>	<u>Disb/JV</u>	<u>Transfer In</u>	<u>Transfer Out</u>	<u>End. Bal.</u>
722	SENIOR TRIP	\$0.00	\$55,421.25	\$(55,406.46)	\$0.00	\$0.00	\$14.79
	Group Total:	\$0.00	\$55,421.25	\$(55,406.46)	\$0.00	\$0.00	\$14.79
723	CLASS OF 2021	\$646.31	\$0.00	\$ 0.00	\$96.32	\$(742.63)	\$0.00
	Group Total:	\$646.31	\$0.00	\$ 0.00	\$96.32	\$(742.63)	\$0.00
800	ARBITER PAY ACCOUN	\$0.00	\$0.00	\$(28,700.00)	\$28,700.00	\$0.00	\$0.00
	Group Total:	\$0.00	\$0.00	\$(28,700.00)	\$28,700.00	\$0.00	\$0.00
801	STUDENT FIELD TRIPS	\$1,078.64	\$0.00	\$ 0.00	\$0.00	\$0.00	\$1,078.64
	Group Total:	\$1,078.64	\$0.00	\$ 0.00	\$0.00	\$0.00	\$1,078.64
802	FCA	\$645.99	\$0.00	\$(163.95)	\$800.00	\$0.00	\$1,282.04
	Group Total:	\$645.99	\$0.00	\$(163.95)	\$800.00	\$0.00	\$1,282.04
803	ATHLETICS	\$9,010.39	\$49,140.23	\$(30,441.83)	\$6,615.00	\$(31,353.50)	\$2,970.29
	Group Total:	\$9,010.39	\$49,140.23	\$(30,441.83)	\$6,615.00	\$(31,353.50)	\$2,970.29
805	DISTRICT TOURNAMEN	\$0.00	\$25,655.00	\$(16,983.35)	\$0.00	\$(8,671.65)	\$0.00
	Group Total:	\$0.00	\$25,655.00	\$(16,983.35)	\$0.00	\$(8,671.65)	\$0.00
807	CONCESSIONS	\$3,863.66	\$39,605.27	\$(25,215.33)	\$0.00	\$(4,037.00)	\$14,216.60
	Group Total:	\$3,863.66	\$39,605.27	\$(25,215.33)	\$0.00	\$(4,037.00)	\$14,216.60
809	CHARITABLE GAMING	\$0.00	\$633.00	\$(633.00)	\$0.00	\$0.00	\$0.00
	Group Total:	\$0.00	\$633.00	\$(633.00)	\$0.00	\$0.00	\$0.00
815	BASEBALL	\$14,252.63	\$26,470.68	\$(27,036.16)	\$0.00	\$0.00	\$13,687.15
	Group Total:	\$14,252.63	\$26,470.68	\$(27,036.16)	\$0.00	\$0.00	\$13,687.15
819	BASKETBALL BOY	\$371.35	\$4,080.67	\$(2,438.00)	\$473.36	\$0.00	\$2,487.38
	Group Total:	\$371.35	\$4,080.67	\$(2,438.00)	\$473.36	\$0.00	\$2,487.38
823	BASKETBALL GIRL	\$3,844.68	\$18,920.78	\$(12,343.38)	\$0.00	\$0.00	\$10,422.08
	Group Total:	\$3,844.68	\$18,920.78	\$(12,343.38)	\$0.00	\$0.00	\$10,422.08
825	DANCE TEAM	\$1,324.82	\$0.00	\$(1,414.22)	\$307.62	\$0.00	\$218.22
	Group Total:	\$1,324.82	\$0.00	\$(1,414.22)	\$307.62	\$0.00	\$218.22
827	CHEERLEADER	\$423.78	\$307.62	\$(420.58)	\$0.00	\$(307.62)	\$3.20
	Group Total:	\$423.78	\$307.62	\$(420.58)	\$0.00	\$(307.62)	\$3.20
828	CROSS COUNTRY	\$170.49	\$1,125.00	\$(1,201.00)	\$0.00	\$0.00	\$94.49
	Group Total:	\$170.49	\$1,125.00	\$(1,201.00)	\$0.00	\$0.00	\$94.49
829	GOLF BOY	\$1,815.66	\$1,435.00	\$(3,075.00)	\$0.00	\$0.00	\$175.66
	Group Total:	\$1,815.66	\$1,435.00	\$(3,075.00)	\$0.00	\$0.00	\$175.66
831	GOLF GIRL	\$224.84	\$500.00	\$(650.00)	\$0.00	\$0.00	\$74.84
	Group Total:	\$224.84	\$500.00	\$(650.00)	\$0.00	\$0.00	\$74.84
832	SOCCER BOYS	\$4,303.48	\$4,011.00	\$(5,467.00)	\$0.00	\$(42.00)	\$2,805.48
	Group Total:	\$4,303.48	\$4,011.00	\$(5,467.00)	\$0.00	\$(42.00)	\$2,805.48
833	SOCCER GIRLS	\$3,214.52	\$1,686.16	\$(1,260.00)	\$0.00	\$0.00	\$3,640.68
	Group Total:	\$3,214.52	\$1,686.16	\$(1,260.00)	\$0.00	\$0.00	\$3,640.68
835	SOFTBALL	\$3,243.87	\$3,294.06	\$(2,704.16)	\$2,400.00	\$0.00	\$6,233.77
	Group Total:	\$3,243.87	\$3,294.06	\$(2,704.16)	\$2,400.00	\$0.00	\$6,233.77
836	SWIM	\$2,104.31	\$5,449.24	\$(5,790.68)	\$2,624.02	\$0.00	\$4,386.89

**School Activity Fund
Financial Report**

From Date:	7/1/2021
To Date:	06/30/2022

<u>Acct</u>	<u>Activity Account</u>	<u>Beg. Bal.</u>	<u>Recpt./JV</u>	<u>Disb./JV</u>	<u>Transfer In</u>	<u>Transfer Out</u>	<u>End. Bal.</u>
	Group Total:	\$2,104.31	\$5,449.24	\$(5,790.68)	\$2,624.02	\$0.00	\$4,386.89
838	TENNIS BOYS	\$350.78	\$940.00	\$(855.50)	\$0.00	\$0.00	\$435.28
	Group Total:	\$350.78	\$940.00	\$(855.50)	\$0.00	\$0.00	\$435.28
839	TENNIS GIRLS	\$407.40	\$1,200.00	\$(1,184.26)	\$0.00	\$0.00	\$423.14
	Group Total:	\$407.40	\$1,200.00	\$(1,184.26)	\$0.00	\$0.00	\$423.14
840	VOLLEYBALL	\$2,517.74	\$1,014.00	\$(1,050.00)	\$0.00	\$0.00	\$2,481.74
	Group Total:	\$2,517.74	\$1,014.00	\$(1,050.00)	\$0.00	\$0.00	\$2,481.74
842	TRACK	\$442.90	\$1,725.00	\$(3,187.00)	\$1,019.10	\$0.00	\$0.00
	Group Total:	\$442.90	\$1,725.00	\$(3,187.00)	\$1,019.10	\$0.00	\$0.00
843	FOOTBALL	\$36.85	\$21,167.55	\$(23,103.56)	\$1,899.16	\$0.00	\$0.00
	Group Total:	\$36.85	\$21,167.55	\$(23,103.56)	\$1,899.16	\$0.00	\$0.00
844	BASS FISHING	\$0.00	\$0.00	\$ 0.00	\$0.00	\$0.00	\$0.00
	Group Total:	\$0.00	\$0.00	\$ 0.00	\$0.00	\$0.00	\$0.00
845	WRESTLING	\$601.82	\$11,938.02	\$(5,033.41)	\$1,429.75	\$0.00	\$8,936.18
	Group Total:	\$601.82	\$11,938.02	\$(5,033.41)	\$1,429.75	\$0.00	\$8,936.18
848	ARCHERY	\$823.41	\$1,545.00	\$(2,473.94)	\$105.53	\$0.00	\$0.00
	Group Total:	\$823.41	\$1,545.00	\$(2,473.94)	\$105.53	\$0.00	\$0.00
7501	DAF-2818 GREENHSE S	\$24.00	\$23,449.00	\$(23,920.76)	\$447.76	\$0.00	\$0.00
	Group Total:	\$24.00	\$23,449.00	\$(23,920.76)	\$447.76	\$0.00	\$0.00
7502	DAF-2818 ENG DEPT FI	\$0.00	\$0.00	\$ 0.00	\$0.00	\$0.00	\$0.00
	Group Total:	\$0.00	\$0.00	\$ 0.00	\$0.00	\$0.00	\$0.00
7504	DAF-2531 GUIDANCE	\$608.00	\$1,593.00	\$(2,201.00)	\$0.00	\$0.00	\$0.00
	Group Total:	\$608.00	\$1,593.00	\$(2,201.00)	\$0.00	\$0.00	\$0.00
7505	DAF-2818-AP FEES	\$0.00	\$1,440.00	\$(1,440.00)	\$0.00	\$0.00	\$0.00
	Group Total:	\$0.00	\$1,440.00	\$(1,440.00)	\$0.00	\$0.00	\$0.00
7506	DAF-2887 PARKING FEI	\$0.00	\$1,329.00	\$(1,279.00)	\$0.00	\$(50.00)	\$0.00
	Group Total:	\$0.00	\$1,329.00	\$(1,279.00)	\$0.00	\$(50.00)	\$0.00
7509	DAF-2818 ESS SUMMEF	\$0.00	\$0.00	\$ 0.00	\$0.00	\$0.00	\$0.00
	Group Total:	\$0.00	\$0.00	\$ 0.00	\$0.00	\$0.00	\$0.00
7510	DAF-2818 STUDENT FE	\$457.45	\$655.45	\$(1,112.90)	\$0.00	\$0.00	\$0.00
	Group Total:	\$457.45	\$655.45	\$(1,112.90)	\$0.00	\$0.00	\$0.00
7511	DAF-2818 INSTR FEES	\$550.00	\$6,085.00	\$(6,635.00)	\$0.00	\$0.00	\$0.00
	Group Total:	\$550.00	\$6,085.00	\$(6,635.00)	\$0.00	\$0.00	\$0.00
7512	DAF-2818 ART FEES	\$50.00	\$2,475.00	\$(2,525.00)	\$0.00	\$0.00	\$0.00
	Group Total:	\$50.00	\$2,475.00	\$(2,525.00)	\$0.00	\$0.00	\$0.00
7513	DAF-2818 BAND FEES	\$130.00	\$3,615.00	\$(3,745.00)	\$0.00	\$0.00	\$0.00
	Group Total:	\$130.00	\$3,615.00	\$(3,745.00)	\$0.00	\$0.00	\$0.00
7514	DAF-2818 CAREER AG I	\$80.00	\$1,952.76	\$(1,585.00)	\$0.00	\$(447.76)	\$0.00
	Group Total:	\$80.00	\$1,952.76	\$(1,585.00)	\$0.00	\$(447.76)	\$0.00
7515	DAF-2818 CHORUS FEE	\$150.00	\$2,590.00	\$(5,464.02)	\$2,724.02	\$0.00	\$0.00
	Group Total:	\$150.00	\$2,590.00	\$(5,464.02)	\$2,724.02	\$0.00	\$0.00

SPENCER COUNTY HIGH SCHOOL
School Activity Fund
Financial Report

From Date:	7/1/2021
To Date:	06/30/2022

<u>Acct</u>	<u>Activity Account</u>	<u>Beg. Bal.</u>	<u>Recpt/JV</u>	<u>Disb/JV</u>	<u>Transfer In</u>	<u>Transfer Out</u>	<u>End. Bal.</u>
7516	DAF-2818 FCS #1 FEES	\$55.00	\$3,378.00	\$(3,433.00)	\$0.00	\$0.00	\$0.00
	Group Total:	\$55.00	\$3,378.00	\$(3,433.00)	\$0.00	\$0.00	\$0.00
7517	DAF-2818 CAREER HLT	\$75.00	\$16,342.00	\$(16,417.00)	\$0.00	\$0.00	\$0.00
	Group Total:	\$75.00	\$16,342.00	\$(16,417.00)	\$0.00	\$0.00	\$0.00
7518	DAF-2818 LANGUAGE	\$190.00	\$6,257.00	\$(6,447.00)	\$0.00	\$0.00	\$0.00
	Group Total:	\$190.00	\$6,257.00	\$(6,447.00)	\$0.00	\$0.00	\$0.00
7519	DAF-2818 MATH FEES	\$424.00	\$1,239.00	\$(1,663.00)	\$0.00	\$0.00	\$0.00
	Group Total:	\$424.00	\$1,239.00	\$(1,663.00)	\$0.00	\$0.00	\$0.00
7520	DAF-2818 SCIENCE FEE	\$0.00	\$0.00	\$ 0.00	\$0.00	\$0.00	\$0.00
	Group Total:	\$0.00	\$0.00	\$ 0.00	\$0.00	\$0.00	\$0.00
7521	DAF-2818 SOCIAL STDY	\$96.69	\$329.19	\$(425.88)	\$0.00	\$0.00	\$0.00
	Group Total:	\$96.69	\$329.19	\$(425.88)	\$0.00	\$0.00	\$0.00
7522	DAF-2818 SPANISH FEE	\$30.00	\$870.00	\$(900.00)	\$0.00	\$0.00	\$0.00
	Group Total:	\$30.00	\$870.00	\$(900.00)	\$0.00	\$0.00	\$0.00
7523	DAF-2818 TECH ED FEE	\$75.00	\$2,450.00	\$(2,525.00)	\$0.00	\$0.00	\$0.00
	Group Total:	\$75.00	\$2,450.00	\$(2,525.00)	\$0.00	\$0.00	\$0.00
7524	DAF-2818 FCS #2 FEES	\$0.00	\$375.00	\$(375.00)	\$0.00	\$0.00	\$0.00
	Group Total:	\$0.00	\$375.00	\$(375.00)	\$0.00	\$0.00	\$0.00
7525	DAF-2818 LATIN FEES	\$0.00	\$45.00	\$(45.00)	\$0.00	\$0.00	\$0.00
	Group Total:	\$0.00	\$45.00	\$(45.00)	\$0.00	\$0.00	\$0.00
7526	DAF-2859 MEDIA FEES	\$82.95	\$796.43	\$(879.38)	\$0.00	\$0.00	\$0.00
	Group Total:	\$82.95	\$796.43	\$(879.38)	\$0.00	\$0.00	\$0.00
7527	DAF-2818 GREENHSE F	\$25.00	\$500.00	\$(525.00)	\$0.00	\$0.00	\$0.00
	Group Total:	\$25.00	\$500.00	\$(525.00)	\$0.00	\$0.00	\$0.00
7528	DAF-2818 DRAMA FEES	\$0.00	\$110.00	\$(110.00)	\$0.00	\$0.00	\$0.00
	Group Total:	\$0.00	\$110.00	\$(110.00)	\$0.00	\$0.00	\$0.00
7529	DAF-2818 FLORAL DES	\$60.00	\$1,290.00	\$(1,350.00)	\$0.00	\$0.00	\$0.00
	Group Total:	\$60.00	\$1,290.00	\$(1,350.00)	\$0.00	\$0.00	\$0.00
7530	DAF-2525 - BOYS BASK	\$0.00	\$200.00	\$(200.00)	\$0.00	\$0.00	\$0.00
	Group Total:	\$0.00	\$200.00	\$(200.00)	\$0.00	\$0.00	\$0.00
7532	DAF-ART GRAPHIC DES	\$0.00	\$417.00	\$(417.00)	\$0.00	\$0.00	\$0.00
	Group Total:	\$0.00	\$417.00	\$(417.00)	\$0.00	\$0.00	\$0.00
7540	DAF-2535-DAIRY DONAI	\$0.00	\$0.00	\$(10,500.00)	\$10,500.00	\$0.00	\$0.00
	Group Total:	\$0.00	\$0.00	\$(10,500.00)	\$10,500.00	\$0.00	\$0.00
7550	DAF-2887 BLDG/GROU	\$0.00	\$0.00	\$ 0.00	\$0.00	\$0.00	\$0.00
	Group Total:	\$0.00	\$0.00	\$ 0.00	\$0.00	\$0.00	\$0.00
7559	DAF-2825 ATHLETICS	\$0.00	\$150.00	\$ 0.00	\$0.00	\$(150.00)	\$0.00
	Group Total:	\$0.00	\$150.00	\$ 0.00	\$0.00	\$(150.00)	\$0.00
7560	DAF-2825 SOFTBALL	\$0.00	\$0.00	\$ 0.00	\$0.00	\$0.00	\$0.00
	Group Total:	\$0.00	\$0.00	\$ 0.00	\$0.00	\$0.00	\$0.00
7563	DAF-2825 BASEBALL	\$0.00	\$0.00	\$ 0.00	\$0.00	\$0.00	\$0.00

SPENCER COUNTY HIGH SCHOOL
School Activity Fund
Financial Report

From Date: 7/1/2021

To Date: 08/30/2022

Acct	Activity Account	Beg. Bal.	Recpt./JV	Disb./JV	Transfer In	Transfer Out	End. Bal.
	Group Total:	\$0.00	\$0.00	\$ 0.00	\$0.00	\$0.00	\$0.00
7580	DAF-2818 PICTURE PR	\$1,246.02	\$618.04	\$(1,864.06)	\$0.00	\$0.00	\$0.00
	Group Total:	\$1,246.02	\$618.04	\$(1,864.06)	\$0.00	\$0.00	\$0.00
7581	DAF-2818 YEARBOOK F	\$50.00	\$1,140.00	\$(1,190.00)	\$0.00	\$0.00	\$0.00
	Group Total:	\$50.00	\$1,140.00	\$(1,190.00)	\$0.00	\$0.00	\$0.00
7599	BALANCE DUE ACCT	\$0.00	\$0.00	\$ 0.00	\$0.00	\$0.00	\$0.00
	Group Total:	\$0.00	\$0.00	\$ 0.00	\$0.00	\$0.00	\$0.00
<hr/>							
	Grand Total:	\$150,864.64	\$582,312.58	\$(568,840.99)	\$62,246.52	\$(62,246.52)	\$164,336.23

I have reviewed the above ledger report and attached reports for the current month. I find them accurate and complete to the best of my knowledge.

Bookkeeper: Jimmy Daniels Date: 7/13/22

Principal: [Signature] Date: 7/13/2022

SPENCER COUNTY HIGH SCHOOL
School Activity Fund
Financial Report

From Date: 7/1/2021
 To Date: 06/30/2022

	Beg. Bal.	Recpt/JV	Disb/JV	Trans In.	Trans Out.	End. Bal
990 Petty Cash	\$0.00	\$0.00	\$0.00	\$0.00	\$0.00	\$0.00
991 Cash On Hand	\$0.00	\$558,187.59	\$0.00	\$0.00	(\$558,187.59)	\$0.00
* 992 Checking	\$148,307.79	\$25,842.76	\$(568,006.99)	\$558,187.59	\$0.00	\$164,331.15
993 Gaming Account	\$5.08	\$231.00	\$(231.00)	\$5.08	(\$5.08)	\$5.08
994 Investments	\$0.00	\$0.00	\$0.00	\$0.00	\$0.00	\$0.00
995 DISTRICT FUNDS	\$0.00	\$0.00	\$0.00	\$0.00	\$0.00	\$0.00
996 ACCOUNTS RECEIVABLE	\$2,551.77	\$(1,948.77)	\$(603.00)	\$0.00	\$0.00	\$0.00
	\$150,864.64	\$582,312.58	\$(568,840.99)	\$558,192.67	(\$558,192.67)	\$164,336.23 *

Beginning Ledger Balance: \$150,864.64
 Add: Receipts + Transfer In: \$1,140,505.25
 Sub-Total: **\$1,291,369.89**

Less: Expenditures + Trans Out (\$1,127,033.66)

Ending Ledger Balance * **\$164,336.23**


Balance per Bank Statement: \$167,236.14
 Ending Balance Other GL Accounts: \$5.08
 Add: Deposits in Transit: \$0.00
 Sub Total: **\$167,241.22**


Less Outstanding Checks \$2,904.99

Actual Cash Balance * **\$164,336.23**

* These three numbers must agree.

The above information is a true statement of the financial condition of the various activity accounts of this school.


 Principal
7/19/2022
 Date


 Central Fund Treasurer
7/18/22
 Date

SPENCER COUNTY HIGH SCHOOL

Bank Reconciliation Report

Checking Account

993

Date From 7/1/2021

Date to 06/30/2022

Ending Balance on Statement Dated : 06/30/2022	\$5.08
Outstanding Deposits (Bank Deposits) -> +	\$0.00
Less Outstanding Checks:	\$0.00
Cash Balance as of : 06/30/2022	\$5.08 ***

Cash Balance for Checking as of 7/1/2021	\$5.08
Add: Total Deposits (Bank Deposits):	\$236.08
Less: Total Checks and Withdrawals:	(\$236.08)
Computer Cash Balance as of : 06/30/2022	\$5.08 ***

Summary of Asset Accounts

Gl Acct	Account Name	Begin Bal	Recpt/JV	Disb/JV	Transfer	End Bal
990	Petty Cash	\$0.00	\$0.00	\$0.00	\$0.00	\$0.00
991	Cash On Hand	\$0.00	\$558,187.59	\$0.00	(\$558,187.59)	\$0.00
992	Checking	\$148,307.79	\$25,842.76	(\$568,006.99)	\$558,187.59	\$164,331.15
993	Gaming Account	\$5.08	\$231.00	(\$231.00)	\$0.00	\$5.08 ***
994	Investments	\$0.00	\$0.00	\$0.00	\$0.00	\$0.00
995	DISTRICT FUNDS	\$0.00	\$0.00	\$0.00	\$0.00	\$0.00
996	ACCOUNTS RECEIVABLE	\$2,551.77	(\$1,948.77)	(\$603.00)	\$0.00	\$0.00
Grand Total		\$150,864.64	\$582,312.58	(\$568,840.99)	\$0.00	\$164,336.23

I have reviewed the above ledger report and attached reports for the current month. I find them accurate and complete to the best of my knowledge.

Bookkeeper: Jimmy Dannels Date: 7/18/22

Principal: [Signature] Date: 7/19/2022

*** Entries Must Match

SPENCER COUNTY HIGH SCHOOL
School Activity Fund
Financial Report

From Date:	7/1/2021
To Date:	06/30/2022

<u>Acct</u>	<u>Activity Account</u>	<u>Beg. Bal.</u>	<u>Recpt/JV</u>	<u>Disb/JV</u>	<u>Transfer In</u>	<u>Transfer Out</u>	<u>End. Bal.</u>
100	CHARITABLE FUNDRAIS	\$91.98	\$851.00	\$(799.00)	\$0.00	\$0.00	\$143.98
	Group Total:	\$91.98	\$851.00	\$(799.00)	\$0.00	\$0.00	\$143.98
101	START UP CASH BOXES	\$0.00	\$2,000.00	\$(2,000.00)	\$0.00	\$0.00	\$0.00
	Group Total:	\$0.00	\$2,000.00	\$(2,000.00)	\$0.00	\$0.00	\$0.00
300	YCLUB/KUNA	\$0.00	\$0.00	\$ 0.00	\$0.00	\$0.00	\$0.00
	Group Total:	\$0.00	\$0.00	\$ 0.00	\$0.00	\$0.00	\$0.00
302	ART CLUB	\$491.90	\$50.00	\$(291.13)	\$0.00	\$0.00	\$250.77
	Group Total:	\$491.90	\$50.00	\$(291.13)	\$0.00	\$0.00	\$250.77
303	Inspired Club	\$0.00	\$0.00	\$ 0.00	\$0.00	\$0.00	\$0.00
	Group Total:	\$0.00	\$0.00	\$ 0.00	\$0.00	\$0.00	\$0.00
307	BAND CLUB	\$5,912.43	\$54,239.06	\$(53,691.94)	\$0.00	\$0.00	\$6,459.55
	Group Total:	\$5,912.43	\$54,239.06	\$(53,691.94)	\$0.00	\$0.00	\$6,459.55
308	YOUNG REPUBLICANS	\$0.00	\$0.00	\$ 0.00	\$0.00	\$0.00	\$0.00
	Group Total:	\$0.00	\$0.00	\$ 0.00	\$0.00	\$0.00	\$0.00
315	FBLA	\$1,012.46	\$4,041.05	\$(4,988.28)	\$0.00	\$0.00	\$65.23
	Group Total:	\$1,012.46	\$4,041.05	\$(4,988.28)	\$0.00	\$0.00	\$65.23
319	CHORUS CLUB	\$3,057.24	\$43,292.26	\$(34,111.21)	\$812.25	\$(5,348.04)	\$7,702.50
	Group Total:	\$3,057.24	\$43,292.26	\$(34,111.21)	\$812.25	\$(5,348.04)	\$7,702.50
331	FCCLA	\$1,386.65	\$9,253.00	\$(10,948.33)	\$500.00	\$0.00	\$191.32
	Group Total:	\$1,386.65	\$9,253.00	\$(10,948.33)	\$500.00	\$0.00	\$191.32
332	FCCLA Region 6	\$0.00	\$2,196.66	\$ 0.00	\$0.00	\$0.00	\$2,196.66
	Group Total:	\$0.00	\$2,196.66	\$ 0.00	\$0.00	\$0.00	\$2,196.66
338	BETA CLUB	\$707.05	\$393.00	\$(516.78)	\$0.00	\$0.00	\$583.27
	Group Total:	\$707.05	\$393.00	\$(516.78)	\$0.00	\$0.00	\$583.27
343	TSA CLUB	\$51.53	\$0.00	\$ 0.00	\$0.00	\$0.00	\$51.53
	Group Total:	\$51.53	\$0.00	\$ 0.00	\$0.00	\$0.00	\$51.53
344	STLP	\$0.00	\$0.00	\$ 0.00	\$0.00	\$0.00	\$0.00
	Group Total:	\$0.00	\$0.00	\$ 0.00	\$0.00	\$0.00	\$0.00
345	EDGENUITY FIELD TRIP	\$0.00	\$0.00	\$ 0.00	\$0.00	\$0.00	\$0.00
	Group Total:	\$0.00	\$0.00	\$ 0.00	\$0.00	\$0.00	\$0.00
353	BOOK CLUB	\$407.47	\$786.00	\$(728.12)	\$0.00	\$0.00	\$465.35
	Group Total:	\$407.47	\$786.00	\$(728.12)	\$0.00	\$0.00	\$465.35
354	ANIMAL PROTECTION 1	\$1,179.66	\$0.00	\$ 0.00	\$0.00	\$0.00	\$1,179.66
	Group Total:	\$1,179.66	\$0.00	\$ 0.00	\$0.00	\$0.00	\$1,179.66
361	HOSA	\$3,779.62	\$4,259.00	\$(6,566.96)	\$0.00	\$0.00	\$1,471.66
	Group Total:	\$3,779.62	\$4,259.00	\$(6,566.96)	\$0.00	\$0.00	\$1,471.66
362	HOSA NATIONAL	\$1,966.74	\$8,047.79	\$(10,004.91)	\$0.00	\$0.00	\$9.62
	Group Total:	\$1,966.74	\$8,047.79	\$(10,004.91)	\$0.00	\$0.00	\$9.62
378	DAIRY TEAM	\$44,326.16	\$855.07	\$(4,472.81)	\$0.00	\$(10,500.00)	\$30,208.42
	Group Total:	\$44,326.16	\$855.07	\$(4,472.81)	\$0.00	\$(10,500.00)	\$30,208.42
379	FFA	\$5,784.66	\$59,051.37	\$(56,780.36)	\$0.00	\$(500.00)	\$7,555.67

SPENCER COUNTY HIGH SCHOOL
School Activity Fund
Financial Report

From Date:	7/1/2021
To Date:	06/30/2022

<u>Acct</u>	<u>Activity Account</u>	<u>Beg. Bal.</u>	<u>Recpt/JV</u>	<u>Disb/JV</u>	<u>Transfer In</u>	<u>Transfer Out</u>	<u>End. Bal.</u>
	Group Total:	\$5,784.66	\$59,051.37	\$(56,780.36)	\$0.00	\$(500.00)	\$7,555.67
386	YEARBOOK	\$100.00	\$0.00	\$ 0.00	\$0.00	\$0.00	\$100.00
	Group Total:	\$100.00	\$0.00	\$ 0.00	\$0.00	\$0.00	\$100.00
400	CHESS	\$463.39	\$0.00	\$ 0.00	\$0.00	\$0.00	\$463.39
	Group Total:	\$463.39	\$0.00	\$ 0.00	\$0.00	\$0.00	\$463.39
407	NATIONAL HONOR SOC	\$671.75	\$784.00	\$(467.25)	\$0.00	\$0.00	\$988.50
	Group Total:	\$671.75	\$784.00	\$(467.25)	\$0.00	\$0.00	\$988.50
412	EDUCATORS RISING	\$91.28	\$0.00	\$ 0.00	\$0.00	\$0.00	\$91.28
	Group Total:	\$91.28	\$0.00	\$ 0.00	\$0.00	\$0.00	\$91.28
415	MILITARY READINESS	\$6.03	\$0.00	\$ 0.00	\$0.00	\$0.00	\$6.03
	Group Total:	\$6.03	\$0.00	\$ 0.00	\$0.00	\$0.00	\$6.03
416	JR ARMY GUARD	\$0.00	\$3,068.00	\$ 0.00	\$0.00	\$0.00	\$3,068.00
	Group Total:	\$0.00	\$3,068.00	\$ 0.00	\$0.00	\$0.00	\$3,068.00
417	ACADEMIC TEAM	\$23.96	\$0.00	\$ 0.00	\$0.00	\$0.00	\$23.96
	Group Total:	\$23.96	\$0.00	\$ 0.00	\$0.00	\$0.00	\$23.96
418	HISTORY CLUB	\$20.20	\$0.00	\$ 0.00	\$0.00	\$0.00	\$20.20
	Group Total:	\$20.20	\$0.00	\$ 0.00	\$0.00	\$0.00	\$20.20
420	BEARS IN OVERTIME E	\$0.00	\$2,127.00	\$(1,751.64)	\$0.00	\$0.00	\$375.36
	Group Total:	\$0.00	\$2,127.00	\$(1,751.64)	\$0.00	\$0.00	\$375.36
511	FACULTY VENDING	\$526.16	\$1,110.25	\$(1,096.61)	\$0.00	\$0.00	\$539.80
	Group Total:	\$526.16	\$1,110.25	\$(1,096.61)	\$0.00	\$0.00	\$539.80
512	PUBLIC VENDING	\$0.00	\$0.00	\$ 0.00	\$0.00	\$0.00	\$0.00
	Group Total:	\$0.00	\$0.00	\$ 0.00	\$0.00	\$0.00	\$0.00
513	STUDENT VENDING	\$163.45	\$266.23	\$(290.87)	\$50.00	\$0.00	\$188.81
	Group Total:	\$163.45	\$266.23	\$(290.87)	\$50.00	\$0.00	\$188.81
601	GENERAL	\$9,394.72	\$1,201.06	\$(1,958.83)	\$0.00	\$0.00	\$8,636.95
	Group Total:	\$9,394.72	\$1,201.06	\$(1,958.83)	\$0.00	\$0.00	\$8,636.95
699	THE DEN	\$0.00	\$0.00	\$ 0.00	\$0.00	\$0.00	\$0.00
	Group Total:	\$0.00	\$0.00	\$ 0.00	\$0.00	\$0.00	\$0.00
700	PROM	\$6,648.60	\$20,950.00	\$(14,134.64)	\$0.00	\$0.00	\$13,463.96
	Group Total:	\$6,648.60	\$20,950.00	\$(14,134.64)	\$0.00	\$0.00	\$13,463.96
701	CLASS OF 2022	\$626.97	\$3,307.30	\$(4,453.08)	\$742.63	\$(96.32)	\$127.50
	Group Total:	\$626.97	\$3,307.30	\$(4,453.08)	\$742.63	\$(96.32)	\$127.50
702	CLASS OF 2019 PG	\$0.00	\$0.00	\$ 0.00	\$0.00	\$0.00	\$0.00
	Group Total:	\$0.00	\$0.00	\$ 0.00	\$0.00	\$0.00	\$0.00
703	CLASS OF 2023	\$386.42	\$378.08	\$ 0.00	\$0.00	\$0.00	\$764.50
	Group Total:	\$386.42	\$378.08	\$ 0.00	\$0.00	\$0.00	\$764.50
711	SENIOR PICNIC	\$1,406.73	\$850.00	\$(1,382.47)	\$0.00	\$0.00	\$874.26
	Group Total:	\$1,406.73	\$850.00	\$(1,382.47)	\$0.00	\$0.00	\$874.26
712	SENIOR GRAD LUNCHE	\$0.00	\$0.00	\$ 0.00	\$0.00	\$0.00	\$0.00
	Group Total:	\$0.00	\$0.00	\$ 0.00	\$0.00	\$0.00	\$0.00

SPENCER COUNTY HIGH SCHOOL
School Activity Fund
Financial Report

From Date:	7/1/2021
To Date:	06/30/2022

<u>Acct</u>	<u>Activity Account</u>	<u>Req. Bal.</u>	<u>Recpt/JV</u>	<u>Disb/JV</u>	<u>Transfer In</u>	<u>Transfer Out</u>	<u>End. Bal.</u>
722	SENIOR TRIP	\$0.00	\$55,421.25	\$(55,406.46)	\$0.00	\$0.00	\$14.79
	Group Total:	\$0.00	\$55,421.25	\$(55,406.46)	\$0.00	\$0.00	\$14.79
723	CLASS OF 2021	\$646.31	\$0.00	\$ 0.00	\$96.32	\$(742.63)	\$0.00
	Group Total:	\$646.31	\$0.00	\$ 0.00	\$96.32	\$(742.63)	\$0.00
800	ARBITER PAY ACCOUN	\$0.00	\$0.00	\$(28,700.00)	\$28,700.00	\$0.00	\$0.00
	Group Total:	\$0.00	\$0.00	\$(28,700.00)	\$28,700.00	\$0.00	\$0.00
801	STUDENT FIELD TRIPS	\$1,078.64	\$0.00	\$ 0.00	\$0.00	\$0.00	\$1,078.64
	Group Total:	\$1,078.64	\$0.00	\$ 0.00	\$0.00	\$0.00	\$1,078.64
802	FCA	\$645.99	\$0.00	\$(163.95)	\$800.00	\$0.00	\$1,282.04
	Group Total:	\$645.99	\$0.00	\$(163.95)	\$800.00	\$0.00	\$1,282.04
803	ATHLETICS	\$9,010.39	\$49,140.23	\$(30,441.83)	\$6,615.00	\$(31,353.50)	\$2,970.29
	Group Total:	\$9,010.39	\$49,140.23	\$(30,441.83)	\$6,615.00	\$(31,353.50)	\$2,970.29
805	DISTRICT TOURNAMEN	\$0.00	\$25,655.00	\$(16,983.35)	\$0.00	\$(8,671.65)	\$0.00
	Group Total:	\$0.00	\$25,655.00	\$(16,983.35)	\$0.00	\$(8,671.65)	\$0.00
807	CONCESSIONS	\$3,863.66	\$39,605.27	\$(25,215.33)	\$0.00	\$(4,037.00)	\$14,216.60
	Group Total:	\$3,863.66	\$39,605.27	\$(25,215.33)	\$0.00	\$(4,037.00)	\$14,216.60
809	CHARITABLE GAMING	\$0.00	\$633.00	\$(633.00)	\$0.00	\$0.00	\$0.00
	Group Total:	\$0.00	\$633.00	\$(633.00)	\$0.00	\$0.00	\$0.00
815	BASEBALL	\$14,252.63	\$26,470.68	\$(27,036.16)	\$0.00	\$0.00	\$13,687.15
	Group Total:	\$14,252.63	\$26,470.68	\$(27,036.16)	\$0.00	\$0.00	\$13,687.15
819	BASKETBALL BOY	\$371.35	\$4,080.67	\$(2,438.00)	\$473.36	\$0.00	\$2,487.38
	Group Total:	\$371.35	\$4,080.67	\$(2,438.00)	\$473.36	\$0.00	\$2,487.38
823	BASKETBALL GIRL	\$3,844.68	\$18,920.78	\$(12,343.38)	\$0.00	\$0.00	\$10,422.08
	Group Total:	\$3,844.68	\$18,920.78	\$(12,343.38)	\$0.00	\$0.00	\$10,422.08
825	DANCE TEAM	\$1,324.82	\$0.00	\$(1,414.22)	\$307.62	\$0.00	\$218.22
	Group Total:	\$1,324.82	\$0.00	\$(1,414.22)	\$307.62	\$0.00	\$218.22
827	CHEERLEADER	\$423.78	\$307.62	\$(420.58)	\$0.00	\$(307.62)	\$3.20
	Group Total:	\$423.78	\$307.62	\$(420.58)	\$0.00	\$(307.62)	\$3.20
828	CROSS COUNTRY	\$170.49	\$1,125.00	\$(1,201.00)	\$0.00	\$0.00	\$94.49
	Group Total:	\$170.49	\$1,125.00	\$(1,201.00)	\$0.00	\$0.00	\$94.49
829	GOLF BOY	\$1,815.66	\$1,435.00	\$(3,075.00)	\$0.00	\$0.00	\$175.66
	Group Total:	\$1,815.66	\$1,435.00	\$(3,075.00)	\$0.00	\$0.00	\$175.66
831	GOLF GIRL	\$224.84	\$500.00	\$(650.00)	\$0.00	\$0.00	\$74.84
	Group Total:	\$224.84	\$500.00	\$(650.00)	\$0.00	\$0.00	\$74.84
832	SOCCER BOYS	\$4,303.48	\$4,011.00	\$(5,467.00)	\$0.00	\$(42.00)	\$2,805.48
	Group Total:	\$4,303.48	\$4,011.00	\$(5,467.00)	\$0.00	\$(42.00)	\$2,805.48
833	SOCCER GIRLS	\$3,214.52	\$1,686.16	\$(1,260.00)	\$0.00	\$0.00	\$3,640.68
	Group Total:	\$3,214.52	\$1,686.16	\$(1,260.00)	\$0.00	\$0.00	\$3,640.68
835	SOFTBALL	\$3,243.87	\$3,294.06	\$(2,704.16)	\$2,400.00	\$0.00	\$6,233.77
	Group Total:	\$3,243.87	\$3,294.06	\$(2,704.16)	\$2,400.00	\$0.00	\$6,233.77
836	SWIM	\$2,104.31	\$5,449.24	\$(5,790.68)	\$2,624.02	\$0.00	\$4,386.89

SPENCER COUNTY HIGH SCHOOL
School Activity Fund
Financial Report

From Date:	7/1/2021
To Date:	06/30/2022

<u>Acct</u>	<u>Activity Account</u>	<u>Beq. Bal.</u>	<u>Recpt/JV</u>	<u>Disb/JV</u>	<u>Transfer In</u>	<u>Transfer Out</u>	<u>End. Bal.</u>
	Group Total:	\$2,104.31	\$5,449.24	\$(5,790.68)	\$2,624.02	\$0.00	\$4,386.89
838	TENNIS BOYS	\$350.78	\$940.00	\$(855.50)	\$0.00	\$0.00	\$435.28
	Group Total:	\$350.78	\$940.00	\$(855.50)	\$0.00	\$0.00	\$435.28
839	TENNIS GIRLS	\$407.40	\$1,200.00	\$(1,184.26)	\$0.00	\$0.00	\$423.14
	Group Total:	\$407.40	\$1,200.00	\$(1,184.26)	\$0.00	\$0.00	\$423.14
840	VOLLEYBALL	\$2,517.74	\$1,014.00	\$(1,050.00)	\$0.00	\$0.00	\$2,481.74
	Group Total:	\$2,517.74	\$1,014.00	\$(1,050.00)	\$0.00	\$0.00	\$2,481.74
842	TRACK	\$442.90	\$1,725.00	\$(3,187.00)	\$1,019.10	\$0.00	\$0.00
	Group Total:	\$442.90	\$1,725.00	\$(3,187.00)	\$1,019.10	\$0.00	\$0.00
843	FOOTBALL	\$36.85	\$21,167.55	\$(23,103.56)	\$1,899.16	\$0.00	\$0.00
	Group Total:	\$36.85	\$21,167.55	\$(23,103.56)	\$1,899.16	\$0.00	\$0.00
844	BASS FISHING	\$0.00	\$0.00	\$ 0.00	\$0.00	\$0.00	\$0.00
	Group Total:	\$0.00	\$0.00	\$ 0.00	\$0.00	\$0.00	\$0.00
845	WRESTLING	\$601.82	\$11,938.02	\$(5,033.41)	\$1,429.75	\$0.00	\$8,936.18
	Group Total:	\$601.82	\$11,938.02	\$(5,033.41)	\$1,429.75	\$0.00	\$8,936.18
848	ARCHERY	\$823.41	\$1,545.00	\$(2,473.94)	\$105.53	\$0.00	\$0.00
	Group Total:	\$823.41	\$1,545.00	\$(2,473.94)	\$105.53	\$0.00	\$0.00
7501	DAF-2818 GREENHSE S	\$24.00	\$23,449.00	\$(23,920.76)	\$447.76	\$0.00	\$0.00
	Group Total:	\$24.00	\$23,449.00	\$(23,920.76)	\$447.76	\$0.00	\$0.00
7502	DAF-2818 ENG DEPT FL	\$0.00	\$0.00	\$ 0.00	\$0.00	\$0.00	\$0.00
	Group Total:	\$0.00	\$0.00	\$ 0.00	\$0.00	\$0.00	\$0.00
7504	DAF-2531 GUIDANCE	\$608.00	\$1,593.00	\$(2,201.00)	\$0.00	\$0.00	\$0.00
	Group Total:	\$608.00	\$1,593.00	\$(2,201.00)	\$0.00	\$0.00	\$0.00
7505	DAF-2818-AP FEES	\$0.00	\$1,440.00	\$(1,440.00)	\$0.00	\$0.00	\$0.00
	Group Total:	\$0.00	\$1,440.00	\$(1,440.00)	\$0.00	\$0.00	\$0.00
7506	DAF-2887 PARKING FEE	\$0.00	\$1,329.00	\$(1,279.00)	\$0.00	\$(50.00)	\$0.00
	Group Total:	\$0.00	\$1,329.00	\$(1,279.00)	\$0.00	\$(50.00)	\$0.00
7509	DAF-2818 ESS SUMMER	\$0.00	\$0.00	\$ 0.00	\$0.00	\$0.00	\$0.00
	Group Total:	\$0.00	\$0.00	\$ 0.00	\$0.00	\$0.00	\$0.00
7510	DAF-2818 STUDENT FE	\$457.45	\$655.45	\$(1,112.90)	\$0.00	\$0.00	\$0.00
	Group Total:	\$457.45	\$655.45	\$(1,112.90)	\$0.00	\$0.00	\$0.00
7511	DAF-2818 INSTR FEES	\$550.00	\$6,085.00	\$(6,635.00)	\$0.00	\$0.00	\$0.00
	Group Total:	\$550.00	\$6,085.00	\$(6,635.00)	\$0.00	\$0.00	\$0.00
7512	DAF-2818 ART FEES	\$50.00	\$2,475.00	\$(2,525.00)	\$0.00	\$0.00	\$0.00
	Group Total:	\$50.00	\$2,475.00	\$(2,525.00)	\$0.00	\$0.00	\$0.00
7513	DAF-2818 BAND FEES	\$130.00	\$3,615.00	\$(3,745.00)	\$0.00	\$0.00	\$0.00
	Group Total:	\$130.00	\$3,615.00	\$(3,745.00)	\$0.00	\$0.00	\$0.00
7514	DAF-2818 CAREER AG I	\$80.00	\$1,952.76	\$(1,585.00)	\$0.00	\$(447.76)	\$0.00
	Group Total:	\$80.00	\$1,952.76	\$(1,585.00)	\$0.00	\$(447.76)	\$0.00
7515	DAF-2818 CHORUS FEE	\$150.00	\$2,590.00	\$(5,464.02)	\$2,724.02	\$0.00	\$0.00
	Group Total:	\$150.00	\$2,590.00	\$(5,464.02)	\$2,724.02	\$0.00	\$0.00

SPENCER COUNTY HIGH SCHOOL
School Activity Fund
Financial Report

From Date:	7/1/2021
To Date:	08/30/2022

<u>Acct</u>	<u>Activity Account</u>	<u>Beq. Bal.</u>	<u>Recpt/JV</u>	<u>Disb/JV</u>	<u>Transfer In</u>	<u>Transfer Out</u>	<u>End. Bal.</u>
7516	DAF-2818 FCS #1 FEES	\$55.00	\$3,378.00	\$(3,433.00)	\$0.00	\$0.00	\$0.00
	Group Total:	\$55.00	\$3,378.00	\$(3,433.00)	\$0.00	\$0.00	\$0.00
7517	DAF-2818 CAREER HLT	\$75.00	\$16,342.00	\$(16,417.00)	\$0.00	\$0.00	\$0.00
	Group Total:	\$75.00	\$16,342.00	\$(16,417.00)	\$0.00	\$0.00	\$0.00
7518	DAF-2818 LANGUAGE	\$190.00	\$6,257.00	\$(6,447.00)	\$0.00	\$0.00	\$0.00
	Group Total:	\$190.00	\$6,257.00	\$(6,447.00)	\$0.00	\$0.00	\$0.00
7519	DAF-2818 MATH FEES	\$424.00	\$1,239.00	\$(1,663.00)	\$0.00	\$0.00	\$0.00
	Group Total:	\$424.00	\$1,239.00	\$(1,663.00)	\$0.00	\$0.00	\$0.00
7520	DAF-2818 SCIENCE FEE	\$0.00	\$0.00	\$ 0.00	\$0.00	\$0.00	\$0.00
	Group Total:	\$0.00	\$0.00	\$ 0.00	\$0.00	\$0.00	\$0.00
7521	DAF-2818 SOCIAL STDY	\$96.69	\$329.19	\$(425.88)	\$0.00	\$0.00	\$0.00
	Group Total:	\$96.69	\$329.19	\$(425.88)	\$0.00	\$0.00	\$0.00
7522	DAF-2818 SPANISH FEE	\$30.00	\$870.00	\$(900.00)	\$0.00	\$0.00	\$0.00
	Group Total:	\$30.00	\$870.00	\$(900.00)	\$0.00	\$0.00	\$0.00
7523	DAF-2818 TECH ED FEE	\$75.00	\$2,450.00	\$(2,525.00)	\$0.00	\$0.00	\$0.00
	Group Total:	\$75.00	\$2,450.00	\$(2,525.00)	\$0.00	\$0.00	\$0.00
7524	DAF-2818 FCS #2 FEES	\$0.00	\$375.00	\$(375.00)	\$0.00	\$0.00	\$0.00
	Group Total:	\$0.00	\$375.00	\$(375.00)	\$0.00	\$0.00	\$0.00
7525	DAF-2818 LATIN FEES	\$0.00	\$45.00	\$(45.00)	\$0.00	\$0.00	\$0.00
	Group Total:	\$0.00	\$45.00	\$(45.00)	\$0.00	\$0.00	\$0.00
7526	DAF-2859 MEDIA FEES	\$82.95	\$796.43	\$(879.38)	\$0.00	\$0.00	\$0.00
	Group Total:	\$82.95	\$796.43	\$(879.38)	\$0.00	\$0.00	\$0.00
7527	DAF-2818 GREENHSE F	\$25.00	\$500.00	\$(525.00)	\$0.00	\$0.00	\$0.00
	Group Total:	\$25.00	\$500.00	\$(525.00)	\$0.00	\$0.00	\$0.00
7528	DAF-2818 DRAMA FEES	\$0.00	\$110.00	\$(110.00)	\$0.00	\$0.00	\$0.00
	Group Total:	\$0.00	\$110.00	\$(110.00)	\$0.00	\$0.00	\$0.00
7529	DAF-2818 FLORAL DES	\$60.00	\$1,290.00	\$(1,350.00)	\$0.00	\$0.00	\$0.00
	Group Total:	\$60.00	\$1,290.00	\$(1,350.00)	\$0.00	\$0.00	\$0.00
7530	DAF-2525 - BOYS BASK	\$0.00	\$200.00	\$(200.00)	\$0.00	\$0.00	\$0.00
	Group Total:	\$0.00	\$200.00	\$(200.00)	\$0.00	\$0.00	\$0.00
7532	DAF-ART GRAPHIC DES	\$0.00	\$417.00	\$(417.00)	\$0.00	\$0.00	\$0.00
	Group Total:	\$0.00	\$417.00	\$(417.00)	\$0.00	\$0.00	\$0.00
7540	DAF-2535-DAIRY DONAI	\$0.00	\$0.00	\$(10,500.00)	\$10,500.00	\$0.00	\$0.00
	Group Total:	\$0.00	\$0.00	\$(10,500.00)	\$10,500.00	\$0.00	\$0.00
7550	DAF-2887 BLDG/GROU	\$0.00	\$0.00	\$ 0.00	\$0.00	\$0.00	\$0.00
	Group Total:	\$0.00	\$0.00	\$ 0.00	\$0.00	\$0.00	\$0.00
7559	DAF-2825 ATHLETICS	\$0.00	\$150.00	\$ 0.00	\$0.00	\$(150.00)	\$0.00
	Group Total:	\$0.00	\$150.00	\$ 0.00	\$0.00	\$(150.00)	\$0.00
7560	DAF-2825 SOFTBALL	\$0.00	\$0.00	\$ 0.00	\$0.00	\$0.00	\$0.00
	Group Total:	\$0.00	\$0.00	\$ 0.00	\$0.00	\$0.00	\$0.00
7563	DAF-2825 BASEBALL	\$0.00	\$0.00	\$ 0.00	\$0.00	\$0.00	\$0.00

SPENCER COUNTY HIGH SCHOOL
School Activity Fund
Financial Report

From Date: 7/1/2021

To Date: 06/30/2022

Acct	Activity Account	Req. Bal.	Recpt/JV	Disb/JV	Transfer In	Transfer Out	End. Bal.
	Group Total:	\$0.00	\$0.00	\$ 0.00	\$0.00	\$0.00	\$0.00
7580	DAF-2818 PICTURE PR	\$1,246.02	\$618.04	\$(1,864.06)	\$0.00	\$0.00	\$0.00
	Group Total:	\$1,246.02	\$618.04	\$(1,864.06)	\$0.00	\$0.00	\$0.00
7581	DAF-2818 YEARBOOK F	\$50.00	\$1,140.00	\$(1,190.00)	\$0.00	\$0.00	\$0.00
	Group Total:	\$50.00	\$1,140.00	\$(1,190.00)	\$0.00	\$0.00	\$0.00
7599	BALANCE DUE ACCT	\$0.00	\$0.00	\$ 0.00	\$0.00	\$0.00	\$0.00
	Group Total:	\$0.00	\$0.00	\$ 0.00	\$0.00	\$0.00	\$0.00
Grand Total:		\$150,864.64	\$582,312.58	\$(568,840.99)	\$62,246.52	\$(62,246.52)	\$164,336.23

I have reviewed the above ledger report and attached reports for the current month..I find them accurate and complete to the best of my knowledge.

Bookkeeper: *James Spencer* Date: 7/18/22

Principal: *[Signature]* Date: 7/19/2022