

School Activity Fund

Financial Report

Year End 2021-2022

From Date: 7/1/2021
To Date: 06/30/2022


	Beg. Bal.	Recpt/JV	Disb/JV	Trans In.	Trans Out.	End. Bal
990 Petty Cash	\$0.00	\$0.00	\$0.00	\$0.00	\$0.00	\$0.00
991 Cash on Hand	\$0.00	\$73,174.24	\$0.00	\$0.00	(\$73,174.24)	\$0.00
* 992 Checking	\$127,682.32	\$703.72	\$(70,780.01)	\$73,174.24	\$0.00	\$130,780.27
	<u>\$127,682.32</u>	<u>\$73,877.96</u>	<u>\$(70,780.01)</u>	<u>\$73,174.24</u>	<u>(\$73,174.24)</u>	<u>\$130,780.27 *</u>


Beginning Ledger Balance: \$127,682.32
Add: Receipts + Transfer In: \$147,052.20
Sub-Total: **\$274,734.52**
Less: Expenditures + Trans Out (\$143,954.25)
Ending Ledger Balance * \$130,780.27

Balance per Bank Statement: \$130,780.27
Ending Balance Other GL Accounts: \$0.00
Add: Deposits in Transit: \$0.00
Sub Total: **\$130,780.27**
Less Outstanding Checks \$0.00
Actual Cash Balance * \$130,780.27

* These three numbers must agree.

The above information is a true statement of the financial condition of the various activity accounts of this school.


Principal
7-7-22
Date


Central Fund Treasurer
7-07-22
Date

School Activity Fund

Financial Report

Year End 2021-2022

From Date:	7/1/2021
To Date:	06/30/2022

Acct	Activity Account	Beg. Bal.	Recpt/JV	Disb/JV	Transfer In	Transfer Out	End. Bal.
102	Yearbook	\$0.00	\$7,308.00	\$(4,675.43)	\$150.00	\$0.00	\$2,782.57
	Group Total:	\$0.00	\$7,308.00	\$(4,675.43)	\$150.00	\$0.00	\$2,782.57
103	Art	\$1,063.76	\$0.00	\$ 0.00	\$0.00	\$0.00	\$1,063.76
	Group Total:	\$1,063.76	\$0.00	\$ 0.00	\$0.00	\$0.00	\$1,063.76
104	General Athletics	\$10,778.82	\$20,115.25	\$(16,173.34)	\$0.00	\$0.00	\$14,720.73
	Group Total:	\$10,778.82	\$20,115.25	\$(16,173.34)	\$0.00	\$0.00	\$14,720.73
105	Baseball	\$4,267.15	\$0.00	\$(1,735.00)	\$0.00	\$0.00	\$2,532.15
	Group Total:	\$4,267.15	\$0.00	\$(1,735.00)	\$0.00	\$0.00	\$2,532.15
106	Boys Basketball	\$3,041.14	\$3,557.50	\$(3,174.41)	\$0.00	\$0.00	\$3,424.23
	Group Total:	\$3,041.14	\$3,557.50	\$(3,174.41)	\$0.00	\$0.00	\$3,424.23
107	Volleyball	\$3,186.96	\$2,138.00	\$(1,745.87)	\$0.00	\$0.00	\$3,579.09
	Group Total:	\$3,186.96	\$2,138.00	\$(1,745.87)	\$0.00	\$0.00	\$3,579.09
108	Girls Basketball	\$1,498.86	\$3,284.10	\$(2,617.23)	\$0.00	\$0.00	\$2,165.73
	Group Total:	\$1,498.86	\$3,284.10	\$(2,617.23)	\$0.00	\$0.00	\$2,165.73
110	Beta	\$7,578.67	\$8,887.11	\$(8,397.30)	\$0.00	\$0.00	\$8,068.48
	Group Total:	\$7,578.67	\$8,887.11	\$(8,397.30)	\$0.00	\$0.00	\$8,068.48
111	Chorus	\$937.35	\$440.00	\$(930.74)	\$0.00	\$0.00	\$446.61
	Group Total:	\$937.35	\$440.00	\$(930.74)	\$0.00	\$0.00	\$446.61
112	Faculty Concessions	\$1,680.87	\$1,587.12	\$(1,682.35)	\$0.00	\$0.00	\$1,585.64
	Group Total:	\$1,680.87	\$1,587.12	\$(1,682.35)	\$0.00	\$0.00	\$1,585.64
113	FMD	\$245.16	\$0.00	\$(9.00)	\$0.00	\$0.00	\$236.16
	Group Total:	\$245.16	\$0.00	\$(9.00)	\$0.00	\$0.00	\$236.16
114	General Fund	\$17,653.08	\$5,760.64	\$(5,165.53)	\$0.00	\$(800.00)	\$17,448.19
	Group Total:	\$17,653.08	\$5,760.64	\$(5,165.53)	\$0.00	\$(800.00)	\$17,448.19
115	Library	\$2,125.73	\$0.00	\$ 0.00	\$0.00	\$0.00	\$2,125.73
	Group Total:	\$2,125.73	\$0.00	\$ 0.00	\$0.00	\$0.00	\$2,125.73
116	Renaissance	\$3,639.29	\$1,252.41	\$(710.02)	\$0.00	\$0.00	\$4,181.68
	Group Total:	\$3,639.29	\$1,252.41	\$(710.02)	\$0.00	\$0.00	\$4,181.68
117	STLP	\$1,023.51	\$0.00	\$ 0.00	\$0.00	\$0.00	\$1,023.51
	Group Total:	\$1,023.51	\$0.00	\$ 0.00	\$0.00	\$0.00	\$1,023.51
118	Science Olympiad	\$1,173.08	\$200.00	\$(1,952.64)	\$800.00	\$(150.00)	\$70.44
	Group Total:	\$1,173.08	\$200.00	\$(1,952.64)	\$800.00	\$(150.00)	\$70.44
119	Special Olympics	\$13,977.47	\$9,007.47	\$(9,907.14)	\$0.00	\$0.00	\$13,077.80
	Group Total:	\$13,977.47	\$9,007.47	\$(9,907.14)	\$0.00	\$0.00	\$13,077.80
120	Store	\$486.36	\$89.00	\$ 0.00	\$0.00	\$0.00	\$575.36
	Group Total:	\$486.36	\$89.00	\$ 0.00	\$0.00	\$0.00	\$575.36
121	Student Council	\$1,682.10	\$188.00	\$(298.12)	\$0.00	\$0.00	\$1,571.98
	Group Total:	\$1,682.10	\$188.00	\$(298.12)	\$0.00	\$0.00	\$1,571.98
122	Cheerleader	\$743.33	\$3,197.36	\$(1,871.85)	\$0.00	\$0.00	\$2,068.84
	Group Total:	\$743.33	\$3,197.36	\$(1,871.85)	\$0.00	\$0.00	\$2,068.84
123	Football	\$1,957.96	\$0.00	\$ 0.00	\$0.00	\$0.00	\$1,957.96

School Activity Fund

Financial Report

Year End 2021-2022

From Date:	7/1/2021
To Date:	06/30/2022

Acct	Activity Account	Beg. Bal.	Recpt/JV	Disb/JV	Transfer In	Transfer Out	End. Bal.
	Group Total:	\$1,957.96	\$0.00	\$ 0.00	\$0.00	\$0.00	\$1,957.96
124	Softball	\$5,712.25	\$0.00	\$(2,550.00)	\$0.00	\$0.00	\$3,162.25
	Group Total:	\$5,712.25	\$0.00	\$(2,550.00)	\$0.00	\$0.00	\$3,162.25
126	Contingency Fund	\$40,185.35	\$0.00	\$(41.98)	\$0.00	\$0.00	\$40,143.37
	Group Total:	\$40,185.35	\$0.00	\$(41.98)	\$0.00	\$0.00	\$40,143.37
127	Soccer	\$1,243.60	\$250.00	\$(267.71)	\$0.00	\$0.00	\$1,225.89
	Group Total:	\$1,243.60	\$250.00	\$(267.71)	\$0.00	\$0.00	\$1,225.89
128	Archery	\$600.47	\$5,616.00	\$(5,874.35)	\$0.00	\$0.00	\$342.12
	Group Total:	\$600.47	\$5,616.00	\$(5,874.35)	\$0.00	\$0.00	\$342.12
129	Start up-Athletics	\$1,200.00	\$1,000.00	\$(1,000.00)	\$0.00	\$0.00	\$1,200.00
	Group Total:	\$1,200.00	\$1,000.00	\$(1,000.00)	\$0.00	\$0.00	\$1,200.00
130	DAF Instruction Sweep	\$0.00	\$0.00	\$ 0.00	\$0.00	\$0.00	\$0.00
	Group Total:	\$0.00	\$0.00	\$ 0.00	\$0.00	\$0.00	\$0.00
<hr/>							
	Grand Total:	\$127,682.32	\$73,877.96	\$(70,780.01)	\$950.00	\$(950.00)	\$130,780.27

I have reviewed the above ledger report and attached reports for the current month. I find them accurate and complete to the best of my knowledge.

Bookkeeper:  Date: 7/07/22

Principal:  Date: 7/7/22

JAMES E. BAZZELL MIDDLE SCHOOL

General Ledger Report

From Date: 7/1/2021
To Date: 06/30/2022

Financial Report

Year End 2021-2022

Activity Accounts

From Acct: 1
To Acct: 999999


Acct	Account Name	Beg. Bal.	Recpt / JV	Disb / JV	Transfers	End. Bal.	YTD Payables	Work Bal
102	Yearbook	\$0.00	\$7,308.00	\$(4,675.43)	\$150.00	\$2,782.57	\$0.00	\$2,782.57
103	Art	\$1,063.76	\$0.00	\$0.00	\$0.00	\$1,063.76	\$0.00	\$1,063.76
104	General Athletics	\$10,778.82	\$20,115.25	\$(16,173.34)	\$0.00	\$14,720.73	\$0.00	\$14,720.73
105	Baseball	\$4,267.15	\$0.00	\$(1,735.00)	\$0.00	\$2,532.15	\$0.00	\$2,532.15
106	Boys Basketball	\$3,041.14	\$3,557.50	\$(3,174.41)	\$0.00	\$3,424.23	\$0.00	\$3,424.23
107	Volleyball	\$3,186.96	\$2,138.00	\$(1,745.87)	\$0.00	\$3,579.09	\$0.00	\$3,579.09
108	Girls Basketball	\$1,498.86	\$3,284.10	\$(2,617.23)	\$0.00	\$2,165.73	\$0.00	\$2,165.73
110	Beta	\$7,578.67	\$8,887.11	\$(8,397.30)	\$0.00	\$8,068.48	\$0.00	\$8,068.48
111	Chorus	\$937.35	\$440.00	\$(930.74)	\$0.00	\$446.61	\$0.00	\$446.61
112	Faculty Concessions	\$1,680.87	\$1,587.12	\$(1,682.35)	\$0.00	\$1,585.64	\$0.00	\$1,585.64
113	FMD	\$245.16	\$0.00	\$(9.00)	\$0.00	\$236.16	\$0.00	\$236.16
114	General Fund	\$17,653.08	\$5,760.64	\$(5,165.53)	\$(800.00)	\$17,448.19	\$0.00	\$17,448.19
115	Library	\$2,125.73	\$0.00	\$0.00	\$0.00	\$2,125.73	\$0.00	\$2,125.73
116	Renaissance	\$3,639.29	\$1,252.41	\$(710.02)	\$0.00	\$4,181.68	\$0.00	\$4,181.68
117	STLP	\$1,023.51	\$0.00	\$0.00	\$0.00	\$1,023.51	\$0.00	\$1,023.51
118	Science Olympiad	\$1,173.08	\$200.00	\$(1,952.64)	\$650.00	\$70.44	\$0.00	\$70.44
119	Special Olympics	\$13,977.47	\$9,007.47	\$(9,907.14)	\$0.00	\$13,077.80	\$0.00	\$13,077.80
120	Store	\$486.36	\$89.00	\$0.00	\$0.00	\$575.36	\$0.00	\$575.36
121	Student Council	\$1,682.10	\$188.00	\$(298.12)	\$0.00	\$1,571.98	\$0.00	\$1,571.98
122	Cheerleader	\$743.33	\$3,197.36	\$(1,871.85)	\$0.00	\$2,068.84	\$0.00	\$2,068.84
123	Football	\$1,957.96	\$0.00	\$0.00	\$0.00	\$1,957.96	\$0.00	\$1,957.96
124	Softball	\$5,712.25	\$0.00	\$(2,550.00)	\$0.00	\$3,162.25	\$0.00	\$3,162.25
126	Contingency Fund	\$40,185.35	\$0.00	\$(41.98)	\$0.00	\$40,143.37	\$0.00	\$40,143.37
127	Soccer	\$1,243.60	\$250.00	\$(267.71)	\$0.00	\$1,225.89	\$0.00	\$1,225.89
128	Archery	\$600.47	\$5,616.00	\$(5,874.35)	\$0.00	\$342.12	\$0.00	\$342.12
129	Start up-Athletics	\$1,200.00	\$1,000.00	\$(1,000.00)	\$0.00	\$1,200.00	\$0.00	\$1,200.00
130	DAF Instruction Sweep	\$0.00	\$0.00	\$0.00	\$0.00	\$0.00	\$0.00	\$0.00
Activity Accounts Grand Total		\$127,682.32	\$73,877.96	\$(70,780.01)	\$0.00	\$130,780.27	\$0.00	\$130,780.27

GL Accounts

GL Acct		Begin Bal	Recpt / JV	Disb / JV	Transfers	End Bal	YTD Payables	Work Bal
990	Petty Cash	\$0.00	\$0.00	\$0.00	\$0.00	\$0.00	\$0.00	\$0.00
991	Cash on Hand	\$0.00	\$73,174.24	\$0.00	\$(73,174.24)	\$0.00	\$0.00	\$0.00
992	Checking	\$127,682.32	\$703.72	\$(70,780.01)	\$73,174.24	\$130,780.27	\$0.00	\$130,780.27
General Ledger Grand Total		\$127,682.32	\$73,877.96	\$(70,780.01)	\$0.00	\$130,780.27	\$0.00	\$130,780.27

I have reviewed the above ledger report and attached reports for the current month. I find them accurate and complete to the best of my knowledge.

Bookkeeper:  Date: 7/07/22

Principal:  Date: 7/7/22