



FLOYD COUNTY BOARD OF EDUCATION  
Anna Whitaker Shepherd, Superintendent  
442 KY RT 550  
Eastern, KY 41622  
Telephone (606) 886-2354 Fax (606) 886-4550  
www.floyd.kyschools.us

Linda C. Gearheart, Board Chair - District 1  
William Newsome, Jr., Vice-Chair - District 3  
Dr. Chandra Varia, Member- District 2  
Keith Smallwood, Member - District 4  
Steve Slone, Member - District 5

**Consent Agenda Item (Action Item):** Receive Utility Report for Prestonsburg High School.

**Applicable State or Regulations:** Board Policy 05.23

**Fiscal/Budgetary Impact:**

2019/2020 SY (July 19-June 20) \$186,776

2020/2021 SY (July 20-June 21) \$176,388

**History/Background:**

May 23 2022

Board received utility report for RLC/FCSI.


**Recommended Action:** To accept report as presented.

**Contact Person(s):**

Linda Hackworth  
606-874-9569

N/A

Principal

  
Director


  
Superintendent

**Date:** June 17, 2022



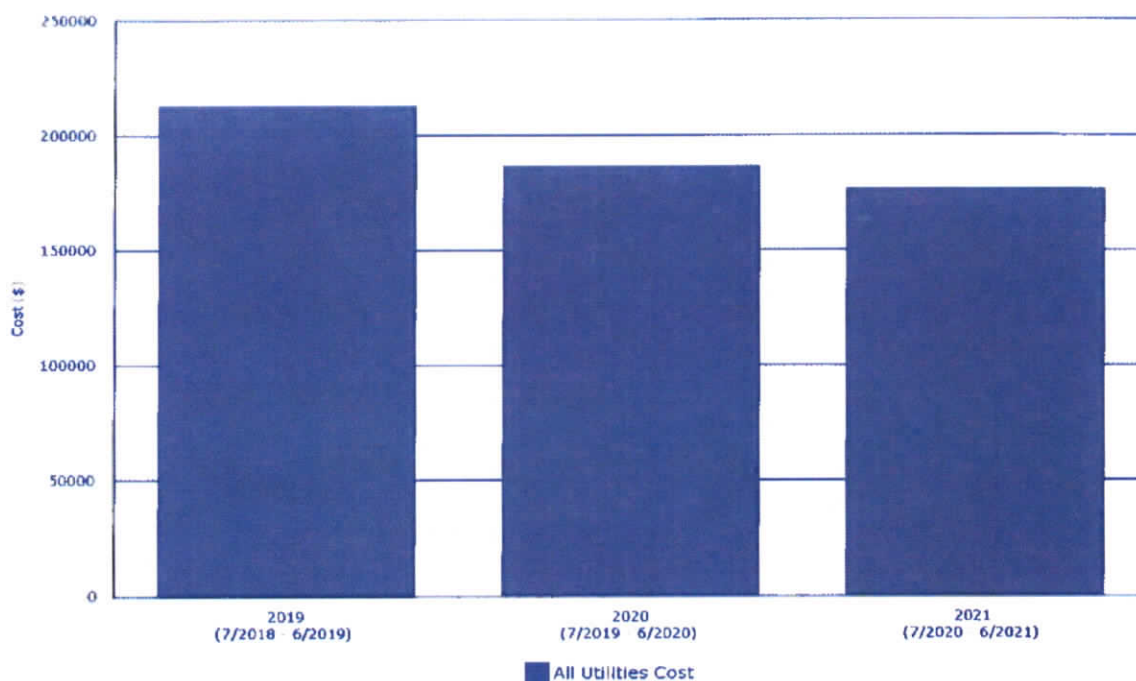
# Utility Report June 17, 2022

## **Prestonsburg High School 2019/2020 / 2020/2021 School Years**



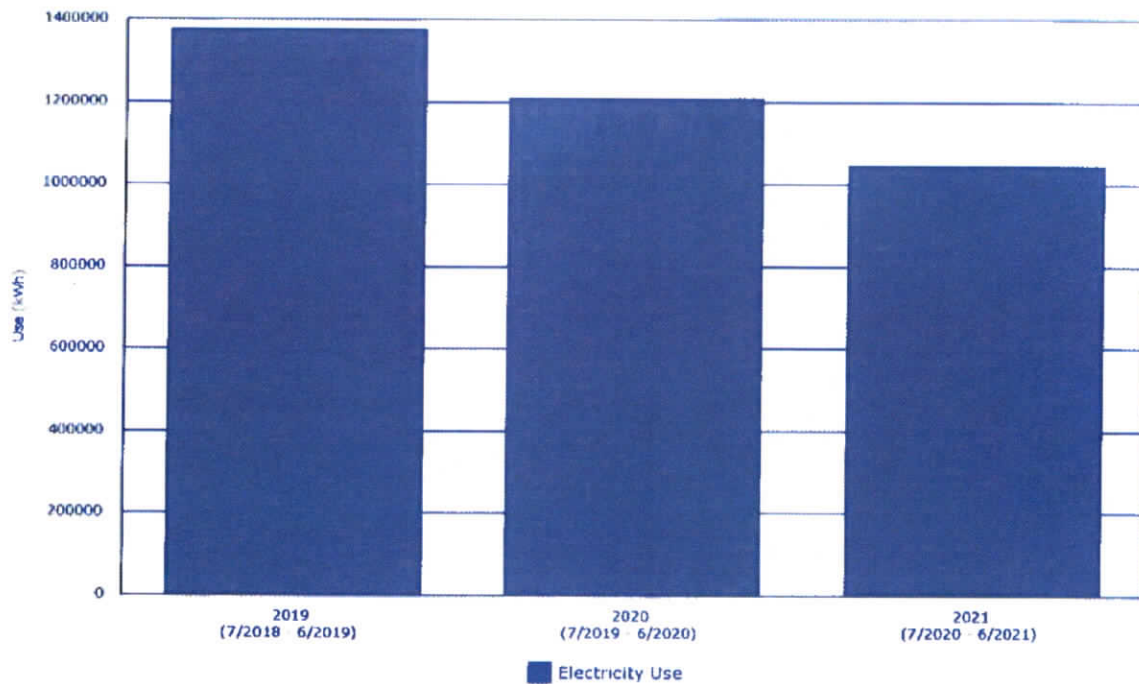
The Floyd County Board of Education does not discriminate on the basis of race, color, national origin, age, religion, marital status, sex, or disability in employment, educational programs, or activities as set forth in Title IX & VI, and in Section 504.

**Year-Over-Year Comparison**  
**Floyd County Board of Education**  
**Selected Facilities -- 7/2018 to 6/2021**  
**Prestonsburg High School**



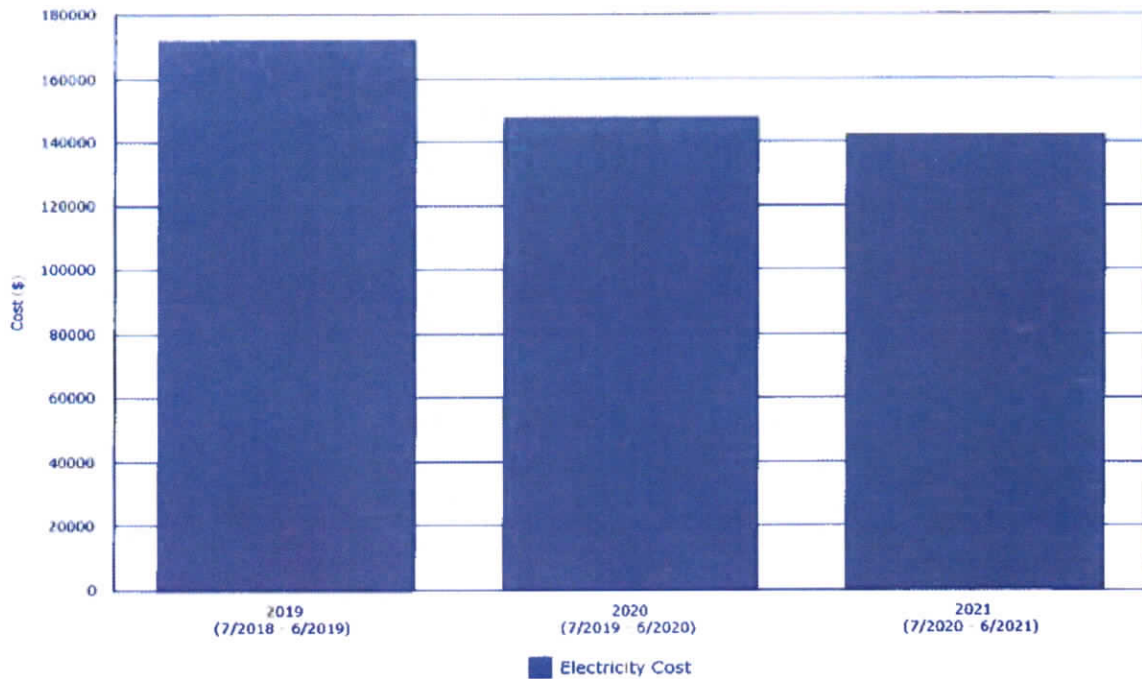
Period	All Utilities Cost
2019	\$212,956
2020	\$186,776
2021	\$176,388

**Year-Over-Year Comparison**  
**Floyd County Board of Education**  
**Selected Facilities -- 7/2018 to 6/2021**  
**Prestonsburg High School**



Period	Electricity Use (kWh)
2019	1,377,491
2020	1,210,722
2021	1,047,589

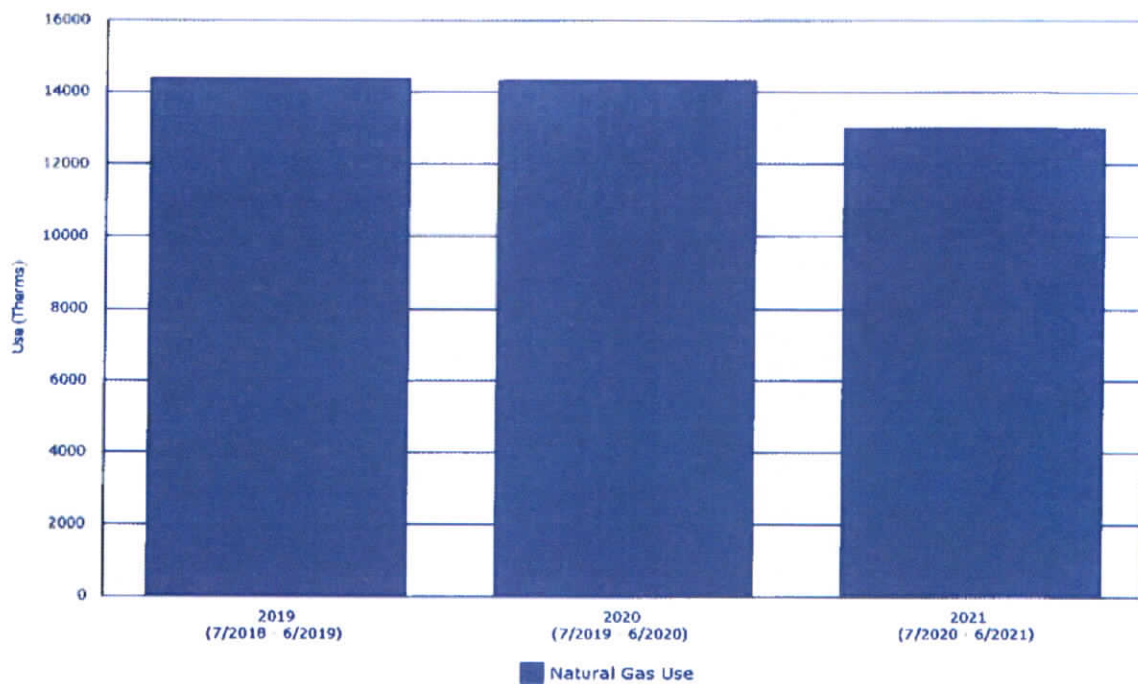
**Year-Over-Year Comparison**  
**Floyd County Board of Education**  
**Selected Facilities -- 7/2018 to 6/2021**  
**Prestonsburg High School**



Period	Electricity Cost
2019	\$172,146
2020	\$147,505
2021	\$142,490

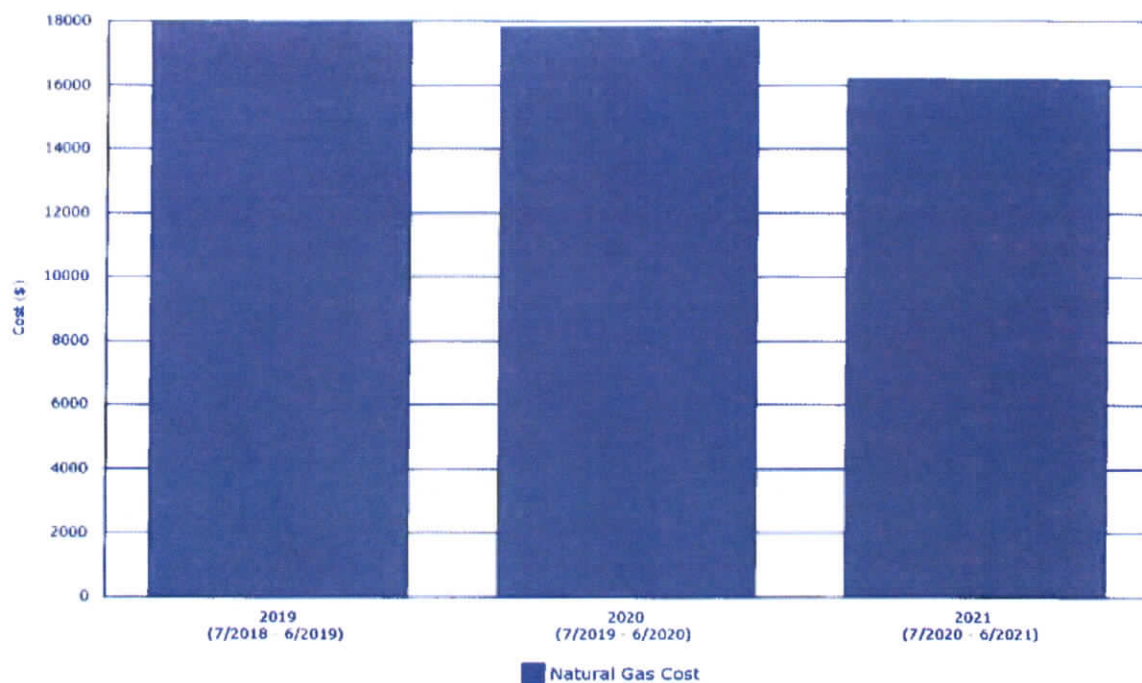


**Year-Over-Year Comparison**  
**Floyd County Board of Education**  
**Selected Facilities -- 7/2018 to 6/2021**  
**Prestonsburg High School**



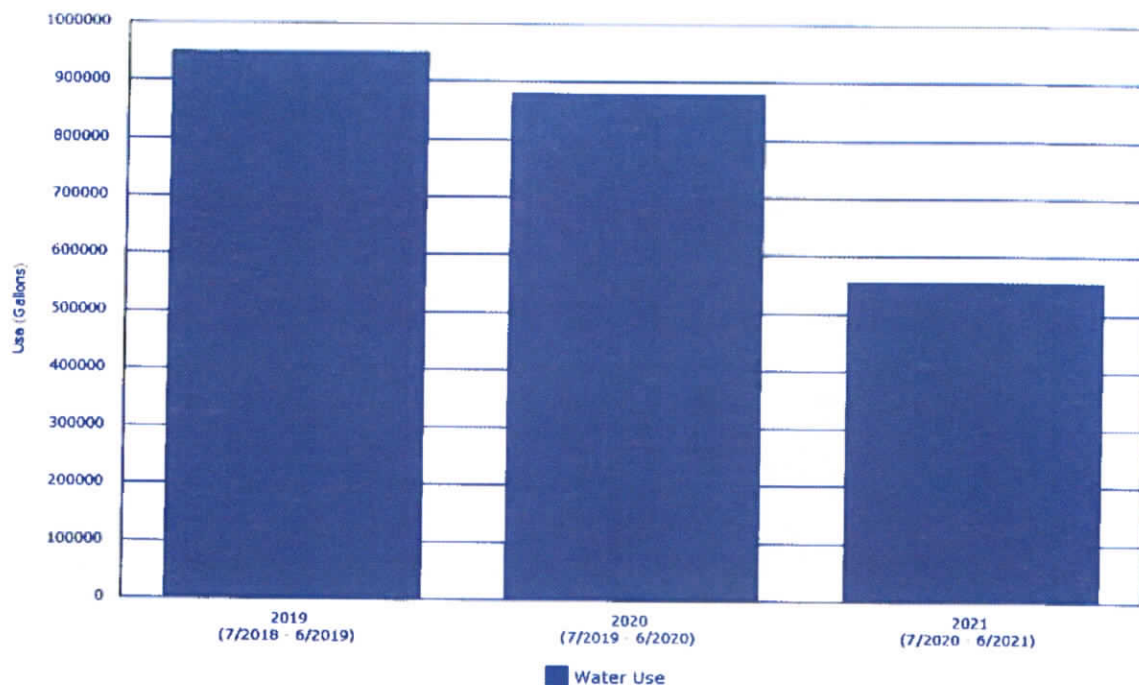
Period	Natural Gas Use (Therms)
2019	14,408
2020	14,329
2021	13,017

**Year-Over-Year Comparison**  
**Floyd County Board of Education**  
**Selected Facilities -- 7/2018 to 6/2021**  
**Prestonsburg High School**



Period	Natural Gas Cost
2019	\$17,961
2020	\$17,864
2021	\$16,228

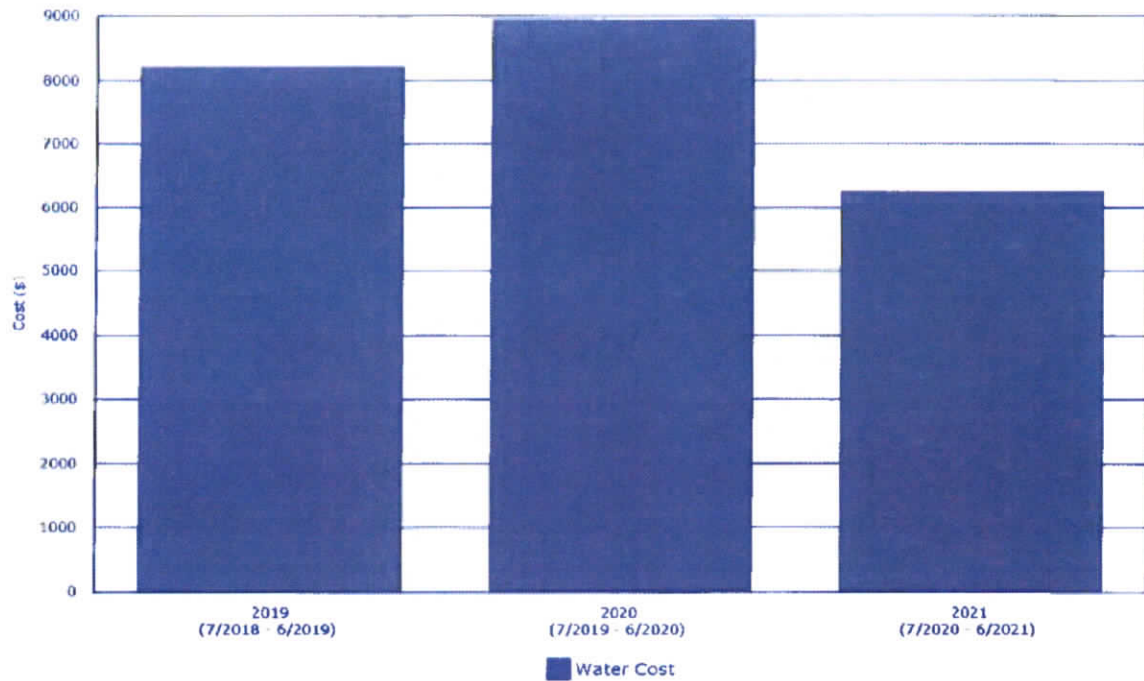
**Year-Over-Year Comparison**  
**Floyd County Board of Education**  
**Selected Facilities -- 7/2018 to 6/2021**  
**Prestonsburg High School**



Period	Water Use (Gallons)
2019	948,575
2020	881,879
2021	554,269

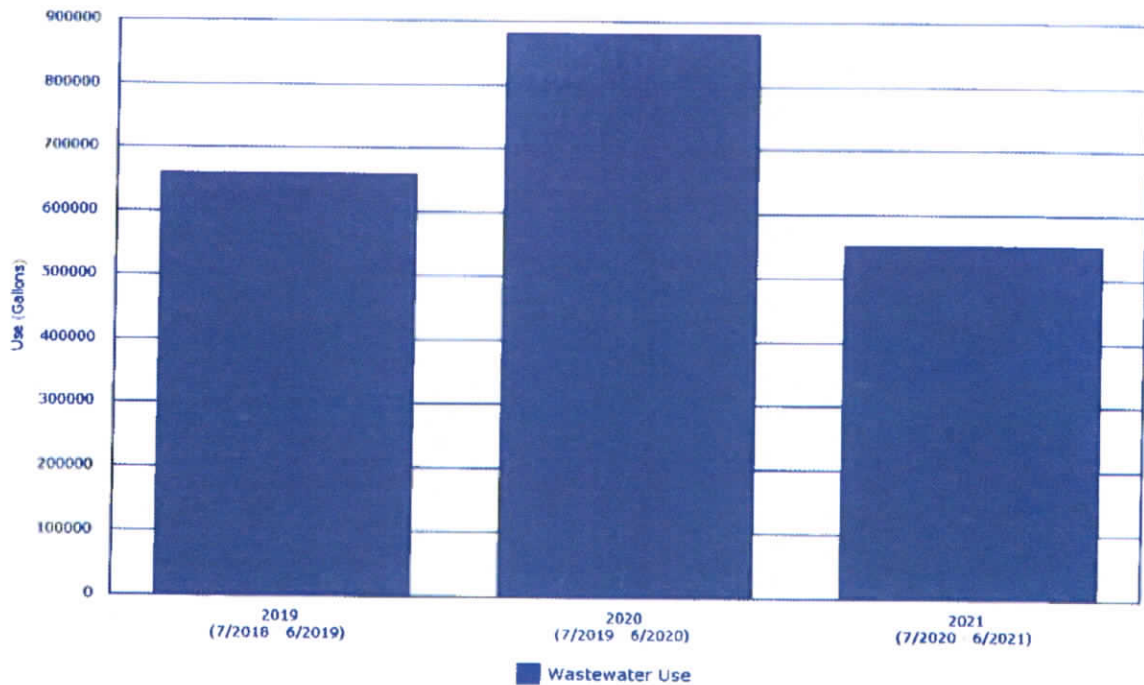


**Year-Over-Year Comparison**  
**Floyd County Board of Education**  
**Selected Facilities -- 7/2018 to 6/2021**  
**Prestonsburg High School**



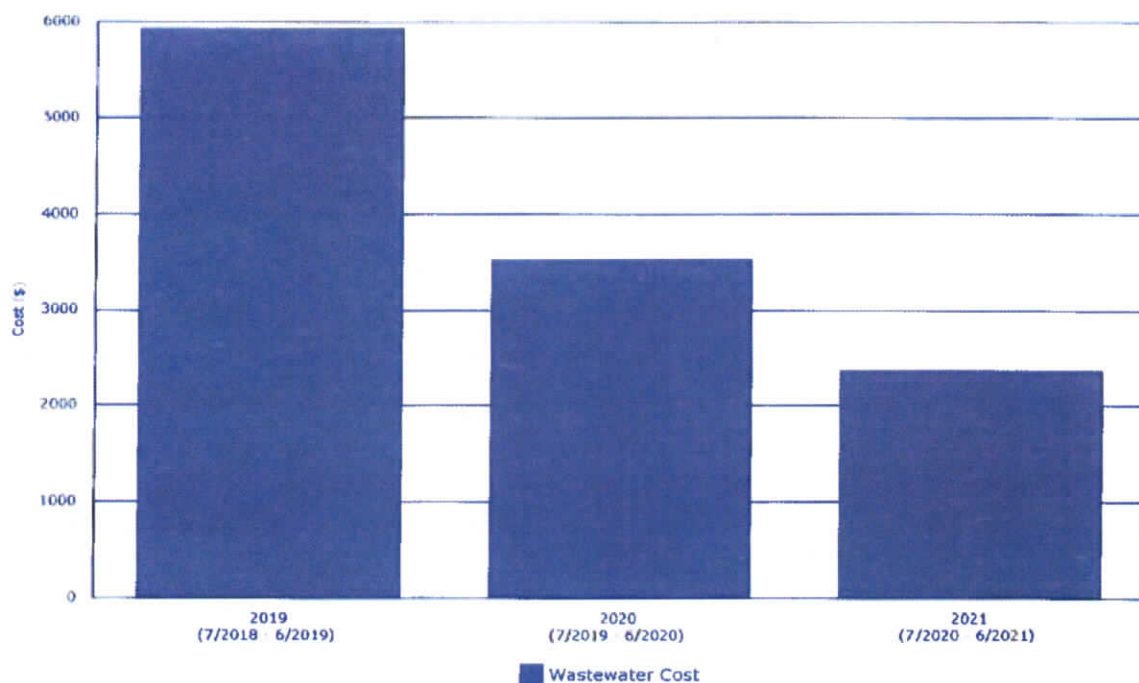
Period	Water Cost
2019	\$8,214
2020	\$8,943
2021	\$6,258

**Year-Over-Year Comparison**  
**Floyd County Board of Education**  
**Selected Facilities -- 7/2018 to 6/2021**  
**Prestonsburg High School**




Period	Wastewater Use (Gallons)
2019	659,541
2020	881,879
2021	554,269

**Year-Over-Year Comparison**  
**Floyd County Board of Education**  
**Selected Facilities -- 7/2018 to 6/2021**  
**Prestonsburg High School**



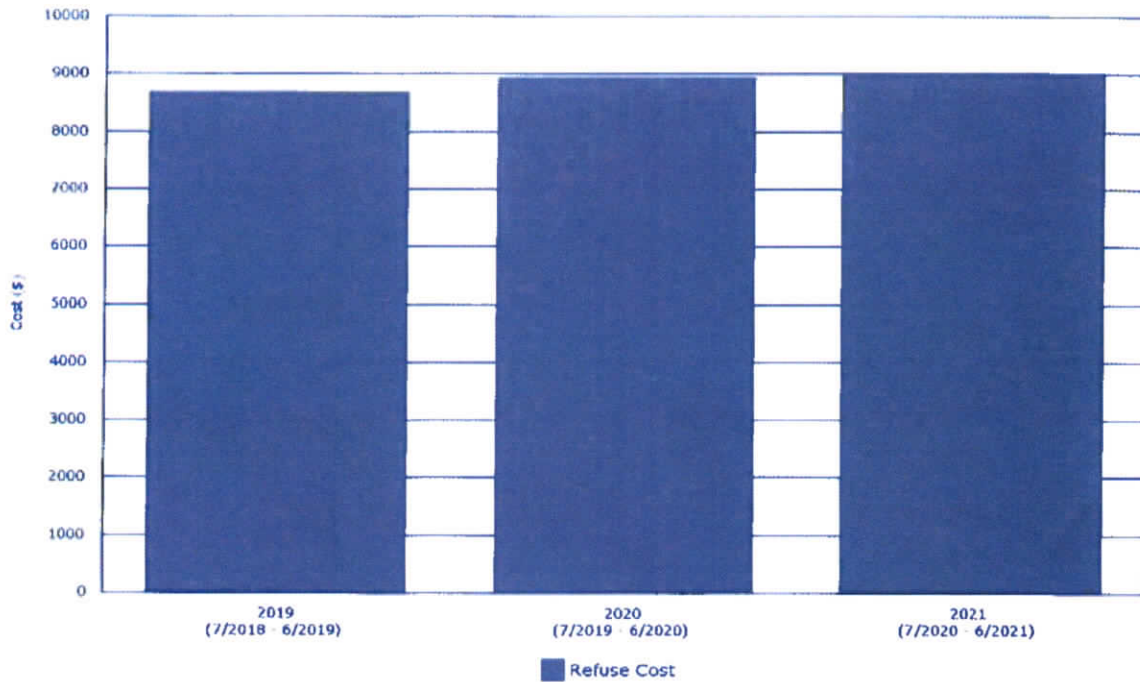
Period	Wastewater Cost
2019	\$5,936
2020	\$3,529
2021	\$2,377

**Year-Over-Year Comparison**  
**Floyd County Board of Education**  
**Selected Facilities -- 7/2018 to 6/2021**  
**Prestonsburg High School**



Period	Refuse Use (Tons)
2019	1,832
2020	1,886
2021	1,915

**Year-Over-Year Comparison**  
**Floyd County Board of Education**  
**Selected Facilities -- 7/2018 to 6/2021**  
**Prestonsburg High School**



Period	Refuse Cost
2019	\$8,699
2020	\$8,935
2021	\$9,036