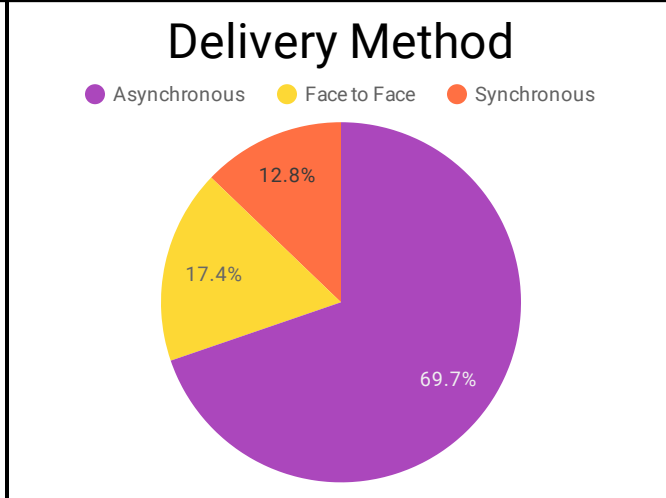
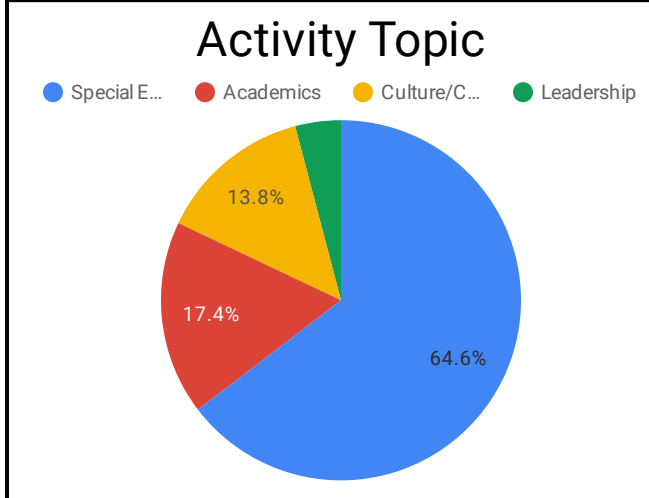




# Connect, Grow and Serve Log

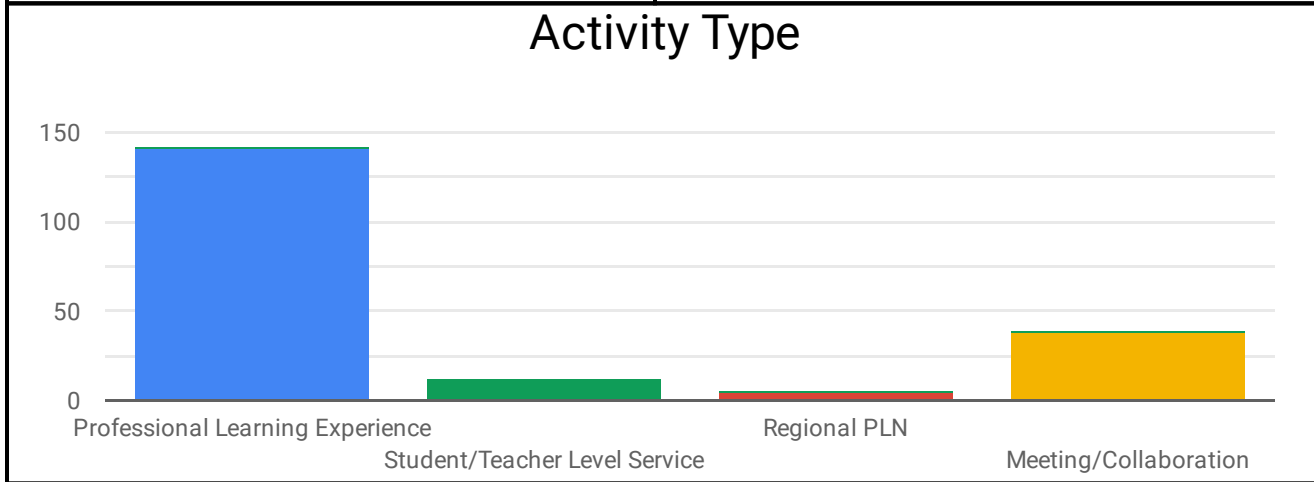
May 1, 2022 - May 31, 2022		Select Activity Type	Select NKCES Staff
		Select Activity Topic	Select NKCES Staff Role

Total Activities <b>195</b>	NKCES Led Activities <b>168</b>	NKCES Partnered Activities <b>16</b>	NKCES Attended Activities <b>11</b>	Total Educators Served <b>2,235</b>	Total Students Served <b>731</b>
--------------------------------	------------------------------------	---	--	--	-------------------------------------



### PLNs Met

PLN	# of Times Met
Assistive Technology	2
Community Learning Center (CLC)	2



## Activities Attended by School District

Beechwood	Boone	Campbell	Dayton	Fleming	Grant	Kenton	Newport	Owen	Southgate	Williamstown
8	110	26	4	35	2	94	5	5	8	2
Bellevue	Bracken	Covington	Erlanger-Elsmere	Ft. Thomas	Greenup	Ludlow	NKU	Pendleton	Walton-Verona	RSP
10	4	83	8	30	14	2	3	34	8	4