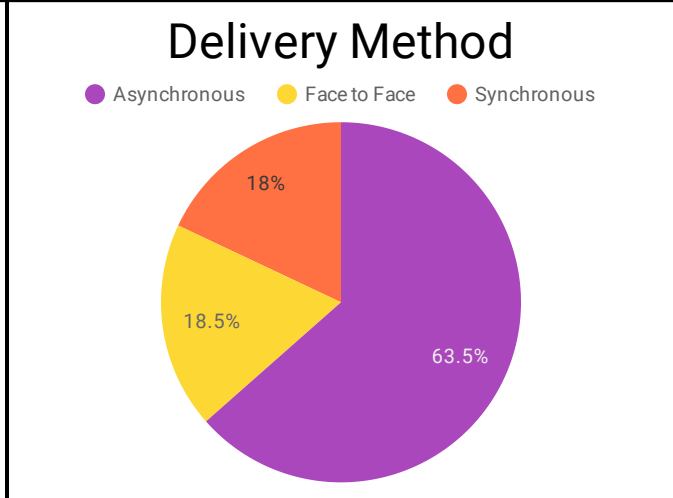
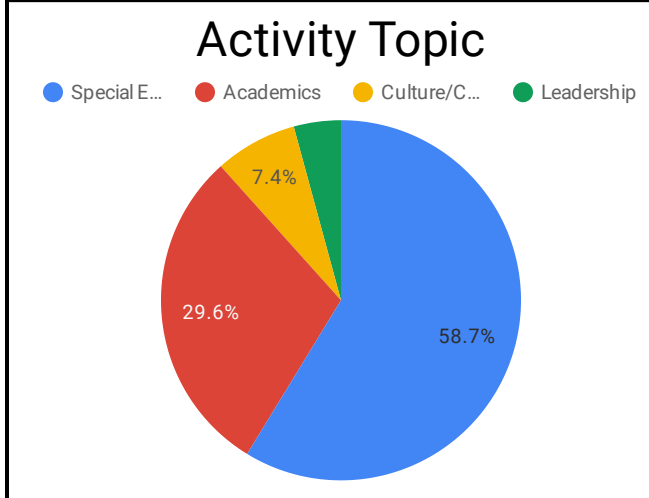




Connect, Grow and Serve Log

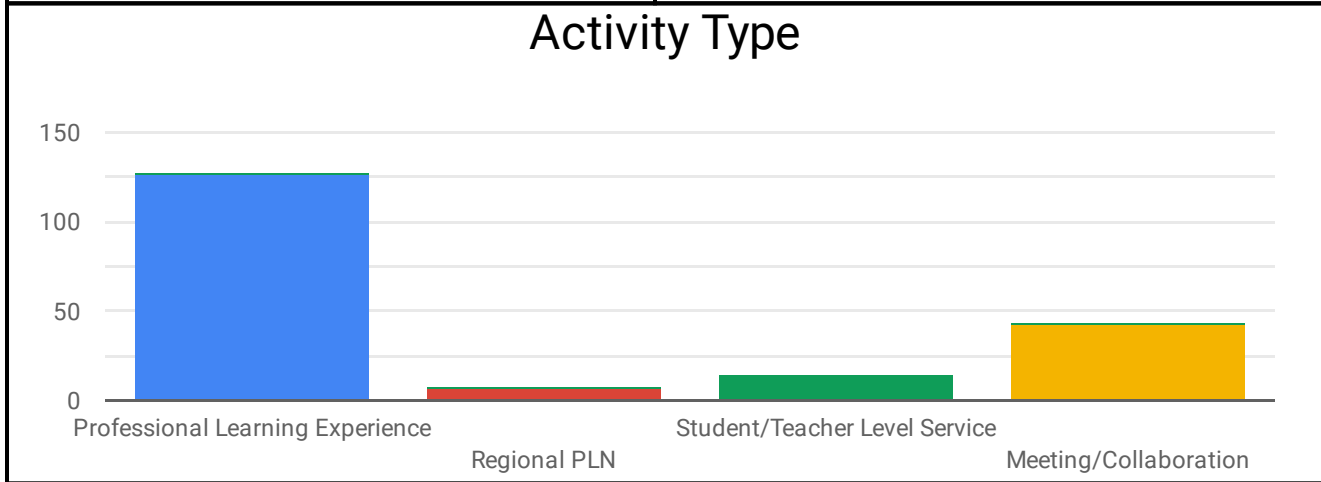
Apr 1, 2022 - Apr 30, 2022		Select Activity Type	Select NKCES Staff
		Select Activity Topic	Select NKCES Staff Role

Total Activities 189	NKCES Led Activities 163	NKCES Partnered Activities 15	NKCES Attended Activities 11	Total Educators Served 1,655	Total Students Served 353
--------------------------------	------------------------------------	---	--	--	-------------------------------------



PLNs Met

PLN	# of Times Met
Assistive Technology	3
NKY EL	1
Homeless Coordinators	1
Special Education Teachers	1
Transition	1



Activities Attended by School District

Beechwood	Boone	Campbell	Dayton	Fleming	Grant	Kenton	Newport	Owen	Southgate	Williamstown
12	102	28	5	38	4	84	23	4	5	8
Bellevue	Bracken	Covington	Erlanger-Elsmere	Ft. Thomas	Greenup	Ludlow	NKU	Pendleton	Walton-Verona	RSP
20	7	41	15	30	15	15	2	43	18	0



Connect, Grow and Serve Log

Select date range ▾

Select Activity Type ▾

Select NKCES Staff ▾

Select Activity Topic ▾

Select NKCES Staff Role ▾

Activity Duration

