

## Board of Education Presentation

March 15, 2022

### Culture and Climate

**Three Year Goal:** Gallatin County Middle School will become the preeminent example of culture and climate for the district, state, and country.

**Year One Goal:** Gallatin County Middle School will reduce behavior referrals by 10%, teacher turnover by 5%, and work towards increasing parent involvement.

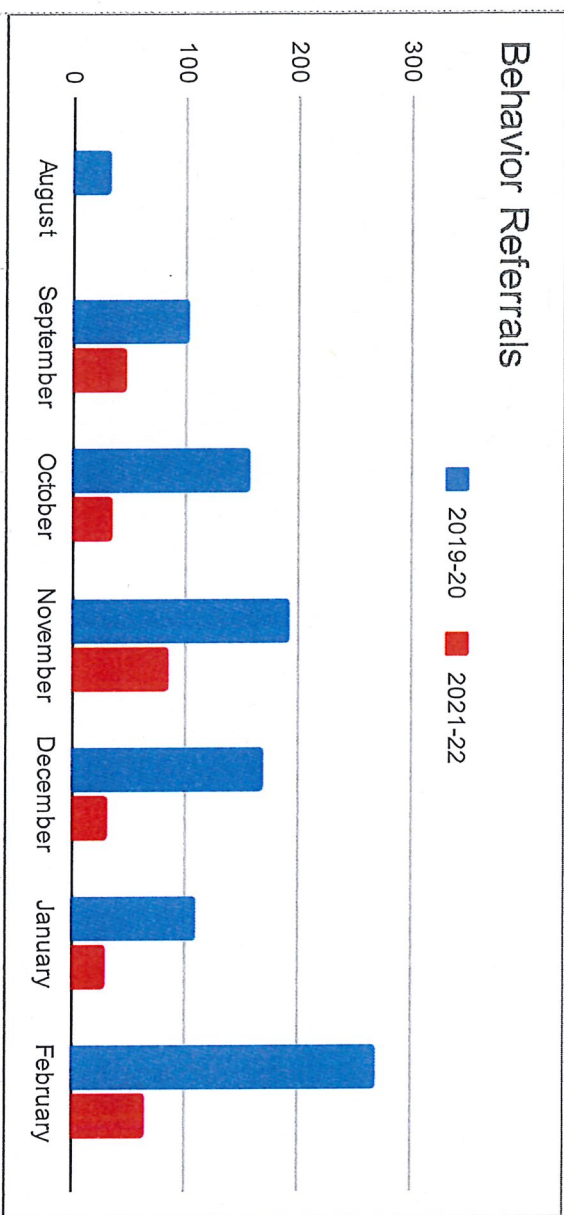
#### **Year One Objectives:**

- Objective 1: GCMS will implement Multi Tiered Systems of Support (MTSS) for behavior (PBIS).
  - Action Plan: (Tier One, Tier Two, Tier Three)
    - Implementation of GCMS Core Values
      - Patience, Responsibility, Inclusion, Drive, Empathy
    - Daily SEL Checks
    - Universal Discipline Protocol
    - PBIS Rewards
    - PRIDE Store Shopping
    - Flexible Friday Schedule
    - Student Teacher Assistance Team
    - Behavior Plan Request
    - Small Group Therapy
    - Counseling Referral
    - SHIELD Academy
    - Renew Academy
    - Outside Assistance
  - Impacts:
    - [Comparative Behavioral Analysis](#)
    - [Tier Analysis](#)
- Objective 2: GCMS will implement systems to promote shared leadership among all stakeholders of Gallatin County Middle School.
  - Action Plan:
    - Gallatin County Middle School Monthly Committee Meeting
    - Gallatin County Middle School Professional Learning Committees
    - Gallatin County Middle School Leadership Team
    - Gallatin County Middle School Department Teams
  - Impacts:
    - [Impact Survey Results](#)

- **Objective 3:** GCMS will identify and plan for student and staff celebrations.
  - Action Plan:
    - Student/Teacher Shout Outs
    - End of Quarter Rewards
  - Impacts:
    - Significant increase in Award Day Attendance
  
- **Objective 4:** GCMS will establish a discipline protocol that promotes a safe learning environment.
  - **Action Plan:**
    - Discipline Matrix
    - Behavior Matrix
  - **Impacts:**
    - [Comparative Discipline/Safety Analysis](#)
  
- **Objective 5:** GCMS will provide opportunities for staff to provide feedback on policies, procedures, and protocols
  - Action Plan and Impacts:
    - *See Objective 2*
  
- **Objective 6:** GCMS will encourage parents, guardians, and the community to be partners in learning.
  - **Action Plan:**
    - Parent Engagement Coordinator
    - Parent Contacts
    - Committee Membership
    - PBIS Rewards
  - **Impacts:**
    - Monthly Parent Newsletter
      - 1751 Interactions
    - [PBIS Parent Interaction](#)
    - Virtual PTSO

# Comparative Behavior Analysis

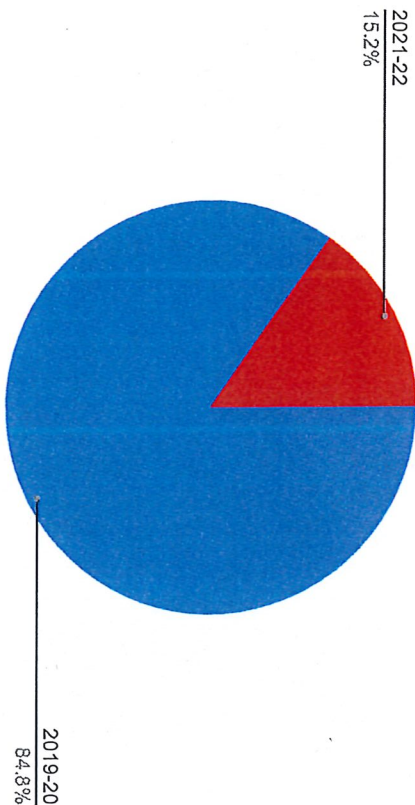
Behavior Referrals	2019-20	2021-22		
August	34	0		
September	102	48		
October	157	35		
November	192	84		
December	169	31		
January	110	30		
February	269	66		
Total	1033	294	Reduction	72%



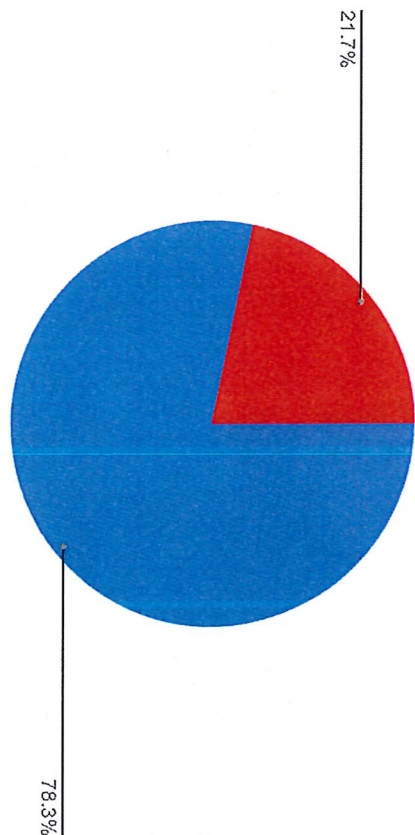
# Comparative Behavior Analysis

	OSS	ISS
2019-20	140	260
2021-22	25	72

Out of School Suspension

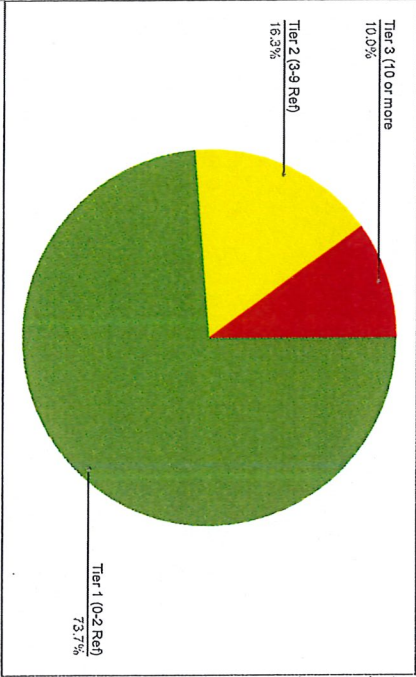



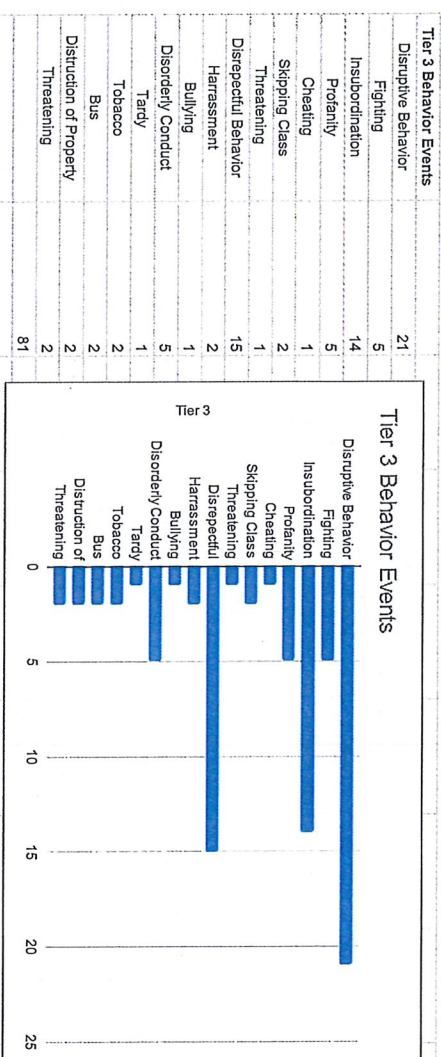
In School Suspension



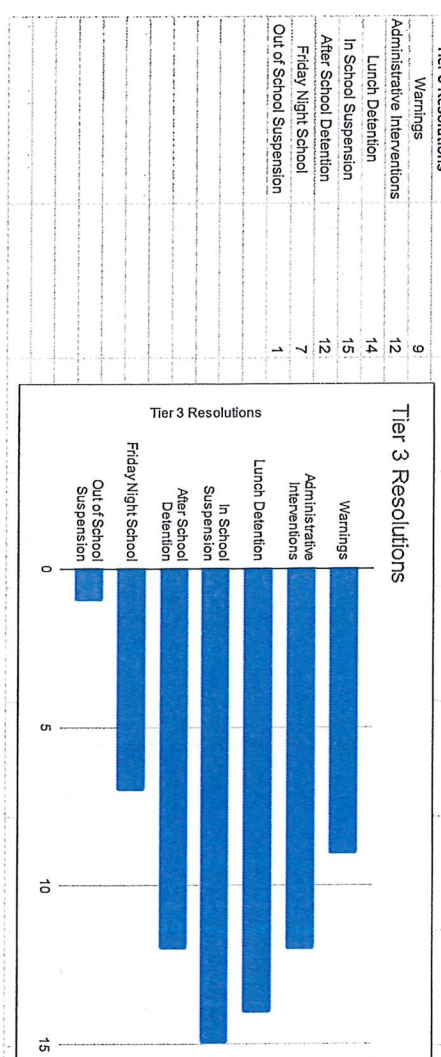


# Tier Analysis

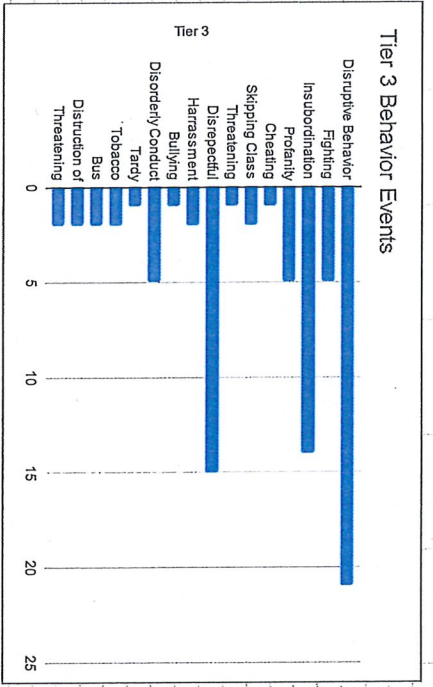
2019-20			2021 - 22		
Target			Target		
Tier 1 (0-2 Ref)	272		Tier 1	80%+	
Tier 2 (3-9 Ref)	60		Tier 2	10-15%	
Tier 3 (10 or more Ref)	37		Tier 3	3-5%	
			Number of Students		
			Tier 1 (0-2 Ref)	296	
			Tier 2 (3-9 Ref)	34	
			Tier 3 (10 or more Ref)	6	
 <p>Tier 3 (10 or more) 10.0%</p> <p>Tier 2 (3-9 Ref) 16.3%</p> <p>Tier 1 (0-2 Ref) 73.7%</p>			 <p>Tier 3 (10 or more) 1.8%</p> <p>Tier 2 (3-9 Ref) 10.1%</p> <p>Tier 1 (0-2 Ref) 88.1%</p>		



Tier 2 Interventions				Tier 1 to Tier 3*	Tier 1 to Tier 2*	Tier 1*
STAT				4	4	1
Behavior Plan				3		
Small Group				3		
Tier 3 Interventions						
SHIELD				1		
Renew						
Other Services				5		
Tier 3 Demographics						
Males				6	100%	
Legal				4	67%	
Academic*				5	83%	
OTP				5	83%	
Attendance				2	33%	
Special Education				0	0	
*Two or more Fs						

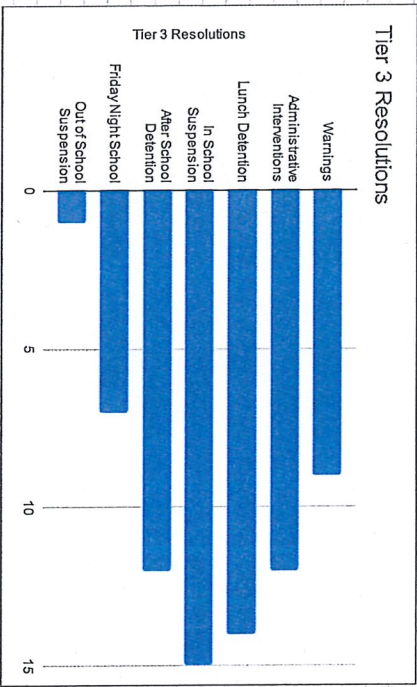


Tier 3 Behavior Events	
Disruptive Behavior	21
Fighting	5
Insubordination	14
Profanity	5
Cheating	1
Skipping Class	2
Threatening	1
Disrespectful Behavior	15
Harassment	2
Bullying	1
Disorderly Conduct	5
Tardy	1
Tobacco	2
Bus	2
Destruction of Property	2
Threatening	2



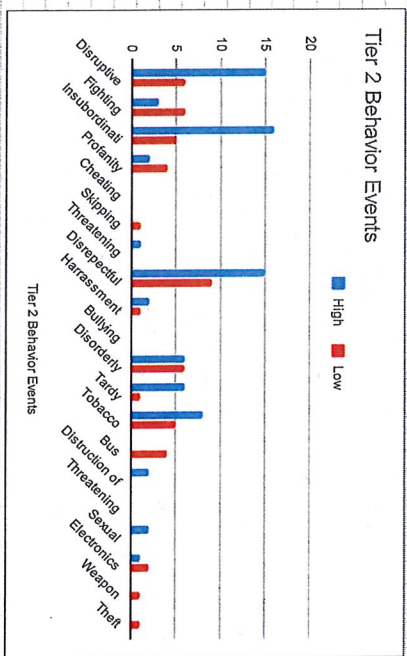
Tier 2 Interventions		Tier 1 to Tier 3*	Tier 1 to Tier 2*	Tier 1*
STAT	4	4	1	1
Behavior Plan	3			
Small Group	3			
*As of 2/28/22				
Tier 3 Interventions				
SHIELD	1			
Renew				
Other Services	5			
Tier 3 Demographics				
Males	6	100%		
Legal	4	67%		
Academic*	5	83%		
OTP	5	83%		
Attendance	2	33%		
Special Education	0	0		
*Two or more Fs				

Tier 3 Resolutions	
Warnings	9
Administrative Interventions	12
Lunch Detention	14
In School Suspension	15
After School Detention	12
Friday Night School	7
Out of School Suspension	1





Tier 2 Behavior Events	High	Low
Disruptive Behavior	15	6
Fighting	3	6
Insubordination	16	5
Profanity	2	4
Cheating		
Skippping Class	1	1
Threatening	1	9
Disrespectful Behavior	15	1
Harassment	2	1
Bullying		
Disorderly Conduct	6	6
Tardy	6	1
Tobacco	8	5
Bus		4
Distruption of Property	2	
Threatening		
Sexual	2	2
Electronics	1	1
Weapon		1
Theft		1
Number of students	12	15

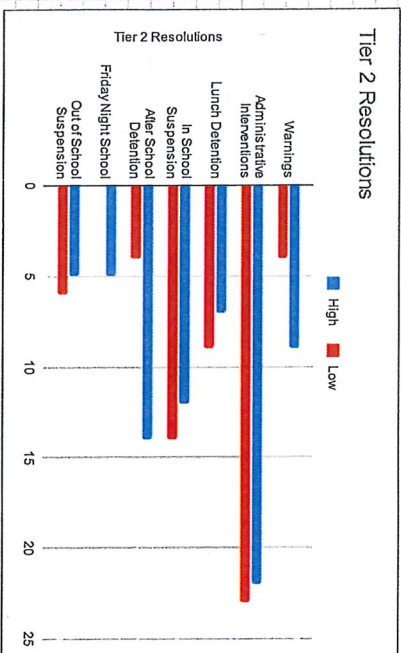


Tier 2 Interventions:	High	Low	Tier 1 to Tier 2	Tier 2 to Tier 3
STAI	1	2	15	3
Behavior Plans				
Small Group	5	4		
Other Service		1		

Tier 2 Demographics	High	Low	
Male	7	9	59%
Female	5	7	44%
Legal	5	3	30%
Academic*	4	2	22%
OTP	4	2	22%
Attendance	3	2	19%
Special Education	1	4	19%
*Two or more FIs			

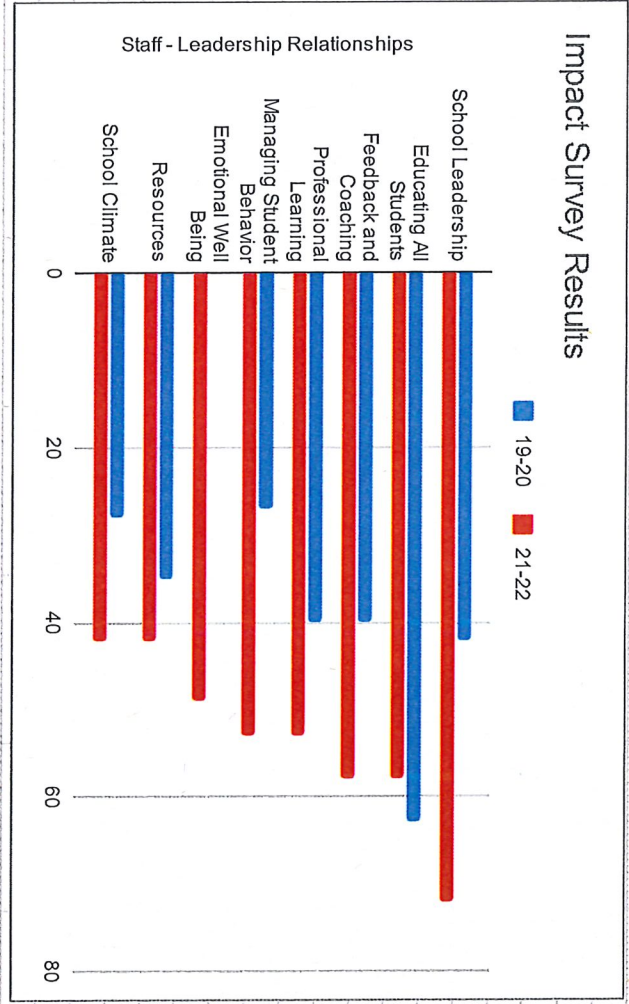
Tier 2 Resolutions	High	Low
Warnings	9	4
Administrative Interventions	22	23
Lunch Detention	7	9
In School Suspension	12	14
After School Detention	14	4
Friday Night School	5	6
Out of School Suspension	5	







Impact Survey Results		
	2019-20	2021-22
Staff - Leadership Relationships	52	86
School Leadership	42	72
Educating All Students	63	58
Feedback and Coaching	40	58
Professional Learning	40	53
Managing Student Behavior	27	53
Emotional Well Being		49
Resources	35	42
School Climate	28	42







Teacher Survey				
	1st Nine Weeks	2nd Nine Weeks	3rd Nine Weeks	4th Nine Weeks
Opinion of PRIDE	73.90%	73.30%	Impact Survey	
Discipline Protocol	65.20%	80%		
Improvement of Culture	69.50%	80%		
Administrative Staff	86.90%	86.7		
	*23 Responses	*15 Responses		


# Diagnostic Growth



School: Gallatin County Middle School  
 Subject: Reading  
 Academic Year: 2021 - 2022  
 Comparison Diagnostic: Most Recent

Students Assessed/Total: 309/332

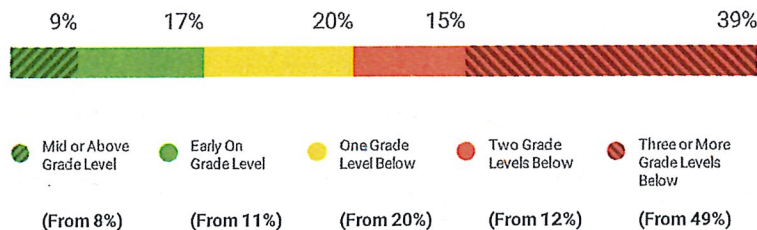
## Progress to Annual Typical Growth (Median)



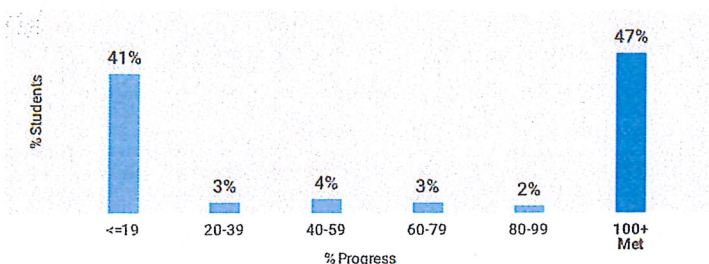
The median percent progress towards Typical Growth for this school is 75%. Typical Growth is the average annual growth for a student at their grade and baseline placement level.

[Learn More About Growth](#)

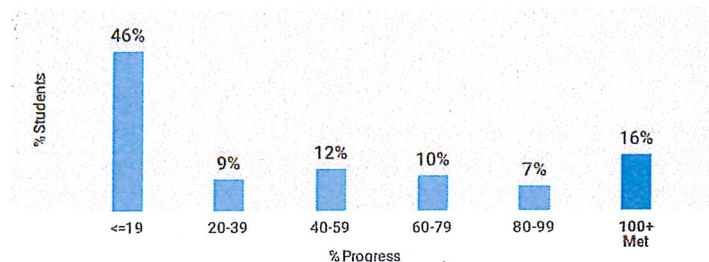
## Current Placement Distribution



## Distribution of Progress to Annual Typical Growth



## Distribution of Progress to Annual Stretch Growth®



Show Results By

Grade

Showing 3 of 3

Grade	Annual Typical Growth		Annual Stretch Growth®		% Students with Improved Placement	Students Assessed/Total
	Progress (Median)	% Met	Progress (Median)	% Met		
Grade 6	<div><div></div></div> 3%	30%	<div><div></div></div> 1%	8%	27%	100/104
Grade 7	<div><div></div></div> 76%	47%	<div><div></div></div> 25%	14%	46%	102/109
Grade 8	<div><div></div></div> 167%	64%	<div><div></div></div> 52%	26%	62%	107/119

# Diagnostic Growth



**School** Gallatin County Middle School  
**Subject** Math  
**Academic Year** 2021 - 2022  
**Comparison Diagnostic** Most Recent

Students Assessed/Total: 310/332

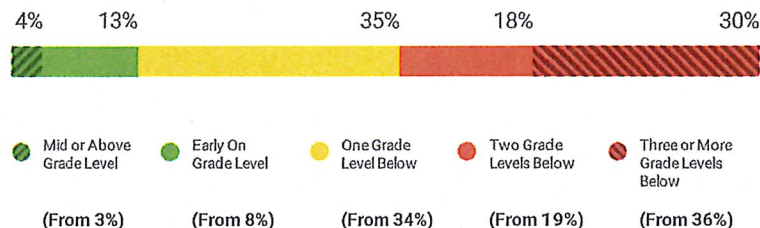
## Progress to Annual Typical Growth (Median)



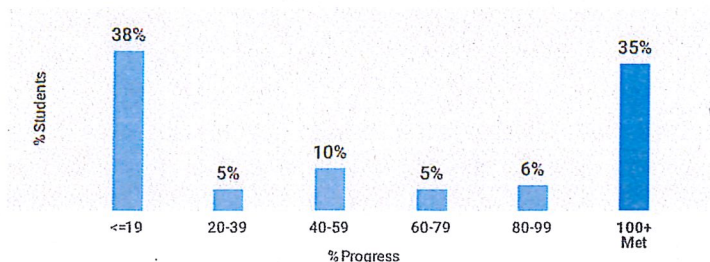
The median percent progress towards Typical Growth for this school is 54%. Typical Growth is the average annual growth for a student at their grade and baseline placement level.

[Learn More About Growth](#)

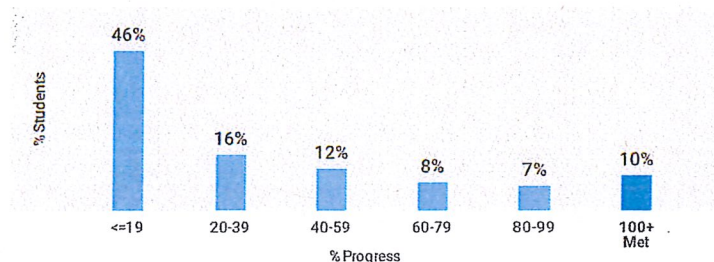
## Current Placement Distribution



## Distribution of Progress to Annual Typical Growth



## Distribution of Progress to Annual Stretch Growth®



Show Results By

Grade

Showing 3 of 3

Grade	Annual Typical Growth		Annual Stretch Growth®		% Students with Improved Placement	Students Assessed/Total
	Progress (Median)	% Met	Progress (Median)	% Met		
Grade 6	29%	19%	15%	2%	26%	99/104
Grade 7	54%	38%	21%	11%	40%	104/109
Grade 8	89%	47%	36%	18%	49%	107/119