



FLOYD COUNTY BOARD OF EDUCATION
Anna Whitaker Shepherd, Superintendent
442 KY RT 550
Eastern, KY 41622
Telephone (606) 886-2354 Fax (606) 886-4550
www.floyd.kyschools.us

Linda C. Gearheart, Board Chair - District 1
William Newsome, Jr., Vice-Chair - District 3
Dr. Chandra Varia, Member - District 2
Keith Smallwood, Member - District 4
Steve Slone, Member - District 5

Consent Agenda Item (Action Item): Receive Utility Report for Prestonsburg Elementary.

Applicable State or Regulations: N/A

Fiscal/Budgetary Impact:

2019/2020 SY (July 19-June 20) \$75,115

2020/2021 SY (July 20-June 21) \$47,456

History/Background:

February 2022

Board received utility report for Betsy Layne High School.

Recommended Action: To accept report as presented.

Contact Person(s):

Linda Hackworth

606-874-9569

N/A

Principal

Linda Hackworth

Director

Anna Whitaker Shepherd

Superintendent

Date: March 14, 2022



Utility Report

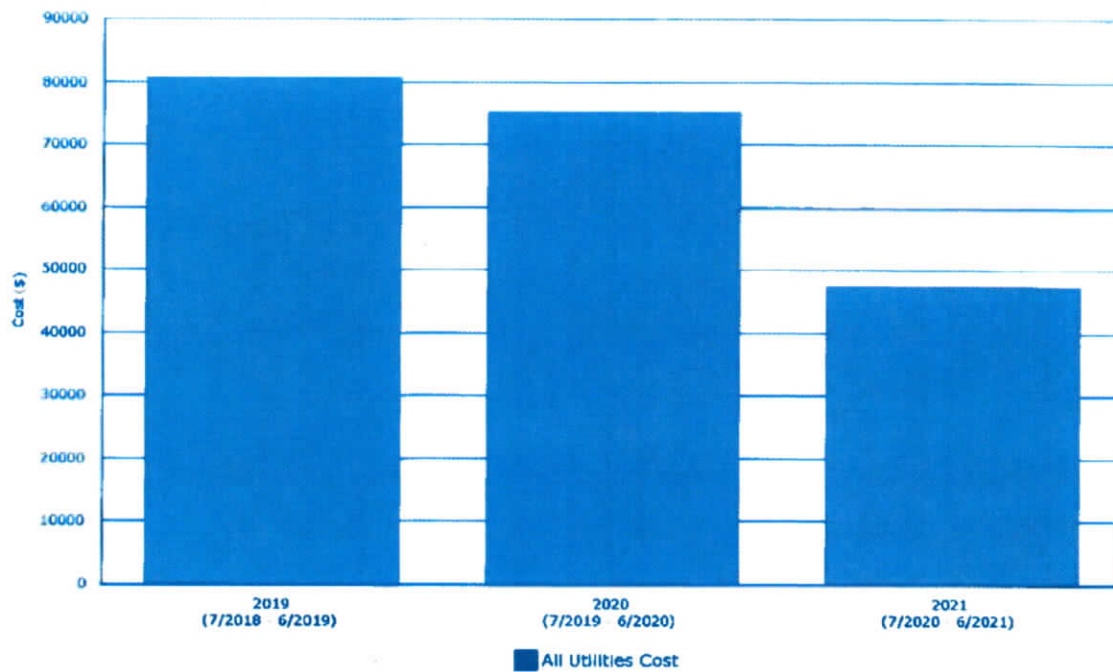
March 14, 2022

Prestonsburg Elementary **2019/2020 / 2020/2021** **School Years**



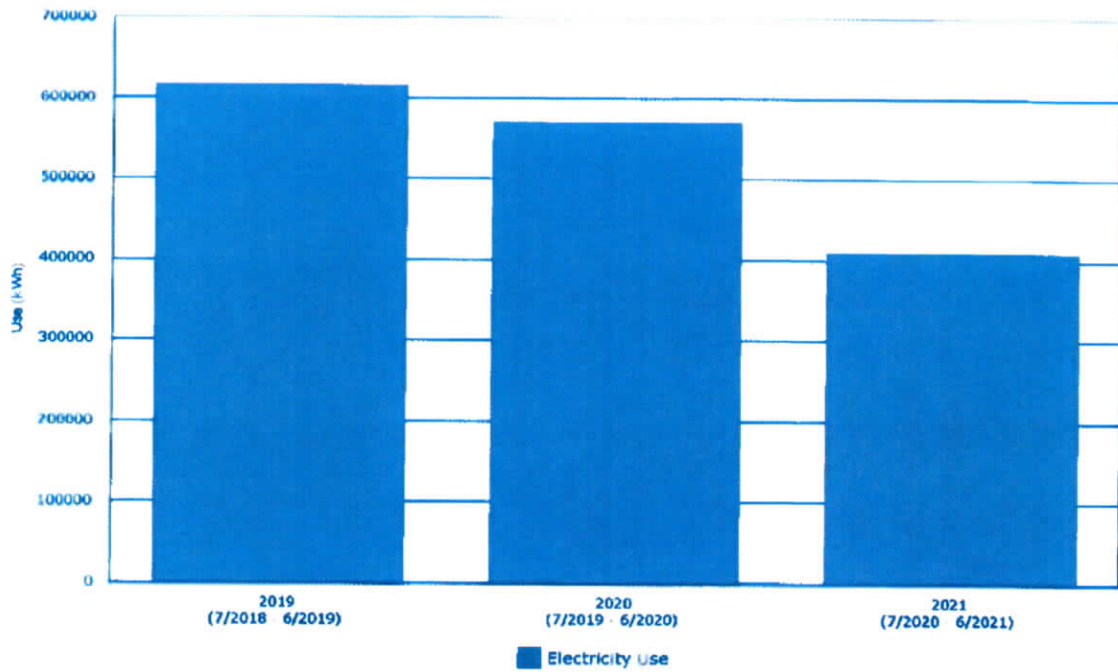
The Floyd County Board of Education does not discriminate on the basis of race, color, national origin, age, religion, marital status, sex, or disability in employment, educational programs, or activities as set forth in Title IX & VI, and in Section 504.

Year-Over-Year Comparison
Floyd County Board of Education
Selected Facilities -- 7/2018 to 6/2021
Prestonsburg Elementary



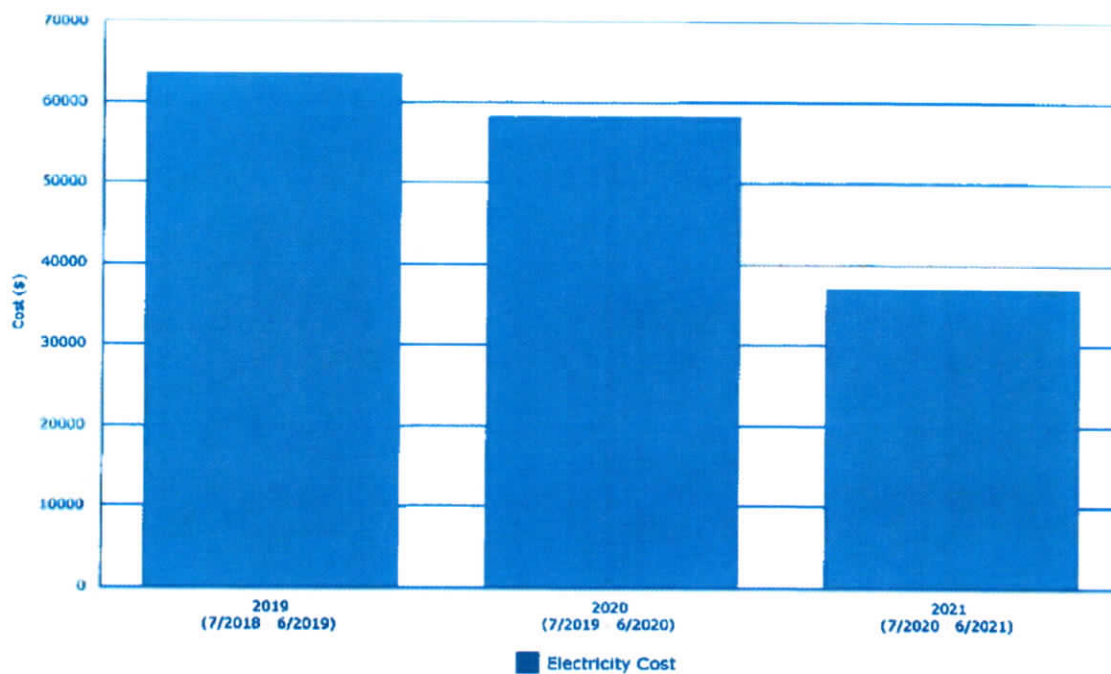
Period	All Utilities Cost
2019	\$80,701
2020	\$75,115
2021	\$47,456

Year-Over-Year Comparison
Floyd County Board of Education
Selected Facilities -- 7/2018 to 6/2021
Prestonsburg Elementary



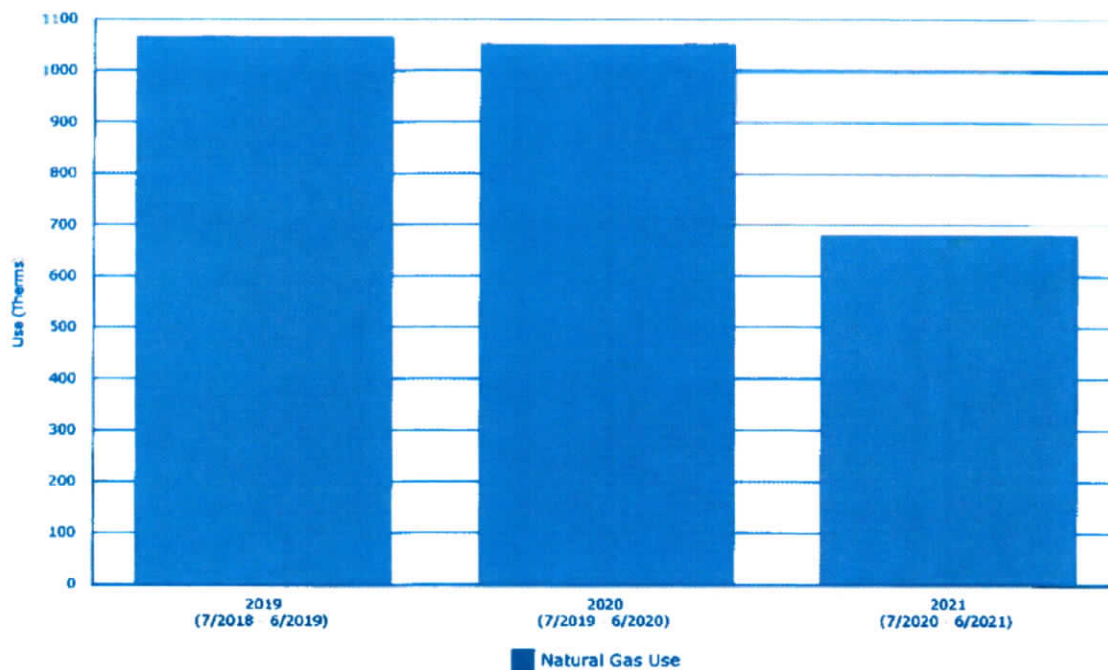
Period	Electricity Use (kWh)
2019	616,000
2020	569,120
2021	410,160

Year-Over-Year Comparison
Floyd County Board of Education
Selected Facilities -- 7/2018 to 6/2021
Prestonsburg Elementary



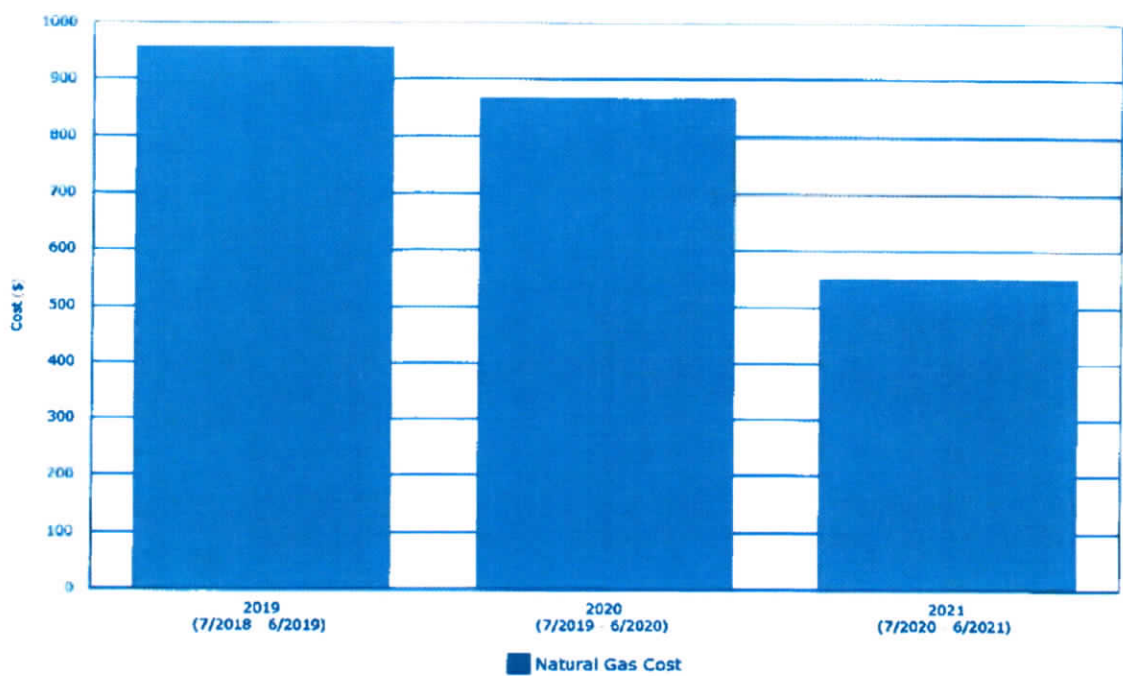
Period	Electricity Cost
2019	\$63,475
2020	\$58,150
2021	\$36,983

Year-Over-Year Comparison
Floyd County Board of Education
Selected Facilities -- 7/2018 to 6/2021
Prestonsburg Elementary



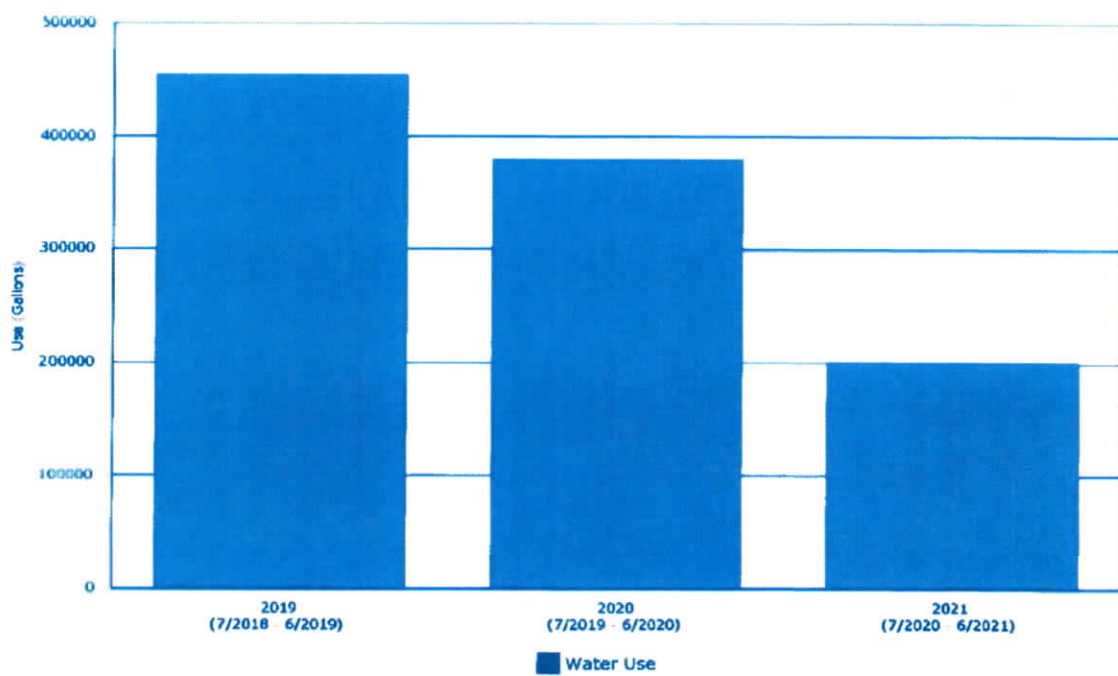
Period	Natural Gas Use (Therms)
2019	1,065
2020	1,051
2021	680

Year-Over-Year Comparison
Floyd County Board of Education
Selected Facilities -- 7/2018 to 6/2021
Prestonsburg Elementary



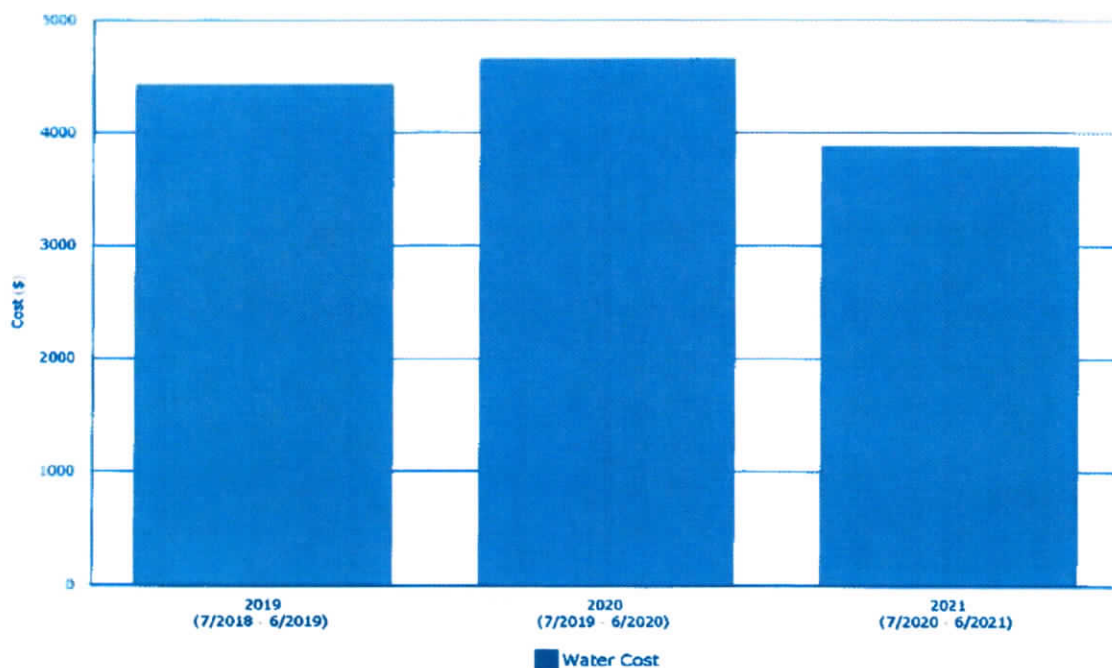
Period	Natural Gas Cost
2019	\$957
2020	\$868
2021	\$550

Year-Over-Year Comparison
Floyd County Board of Education
Selected Facilities -- 7/2018 to 6/2021
Prestonsburg Elementary



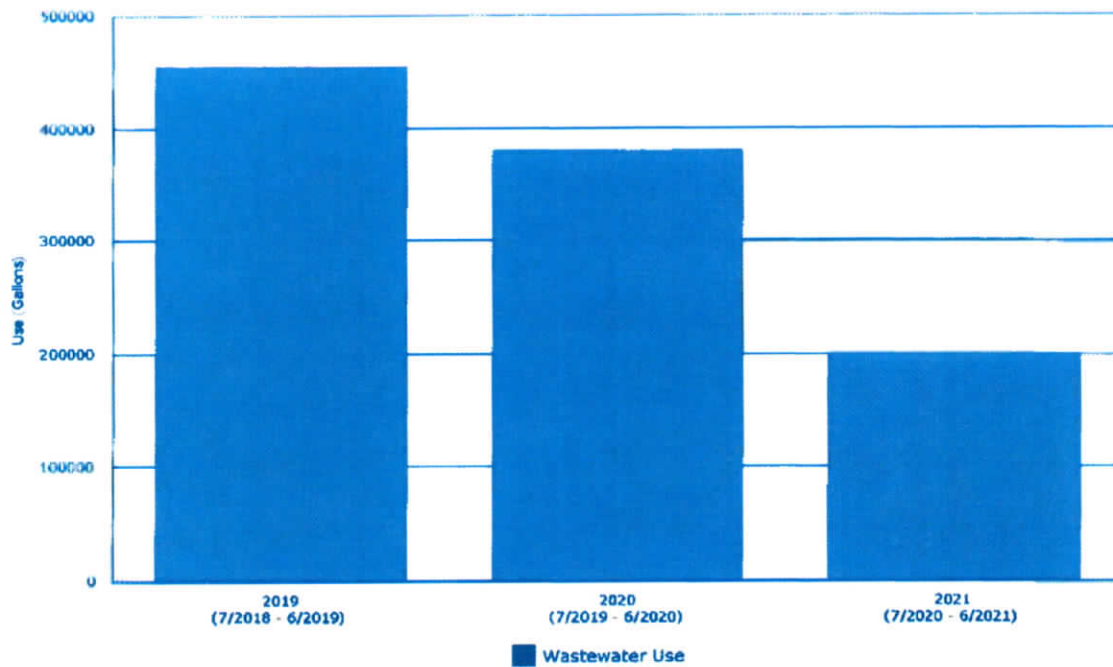
Period	Water Use (Gallons)
2019	454,400
2020	379,500
2021	200,700

Year-Over-Year Comparison
Floyd County Board of Education
Selected Facilities -- 7/2018 to 6/2021
Prestonsburg Elementary



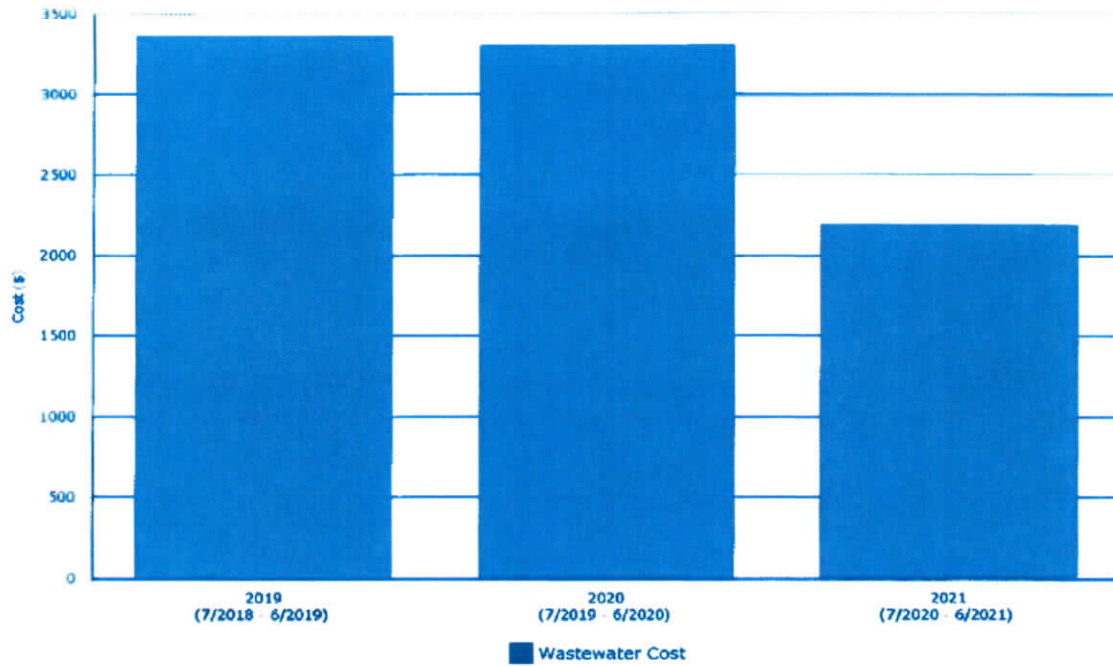
Period	Water Cost
2019	\$4,434
2020	\$4,660
2021	\$3,875

Year-Over-Year Comparison
Floyd County Board of Education
Selected Facilities -- 7/2018 to 6/2021
Prestonsburg Elementary



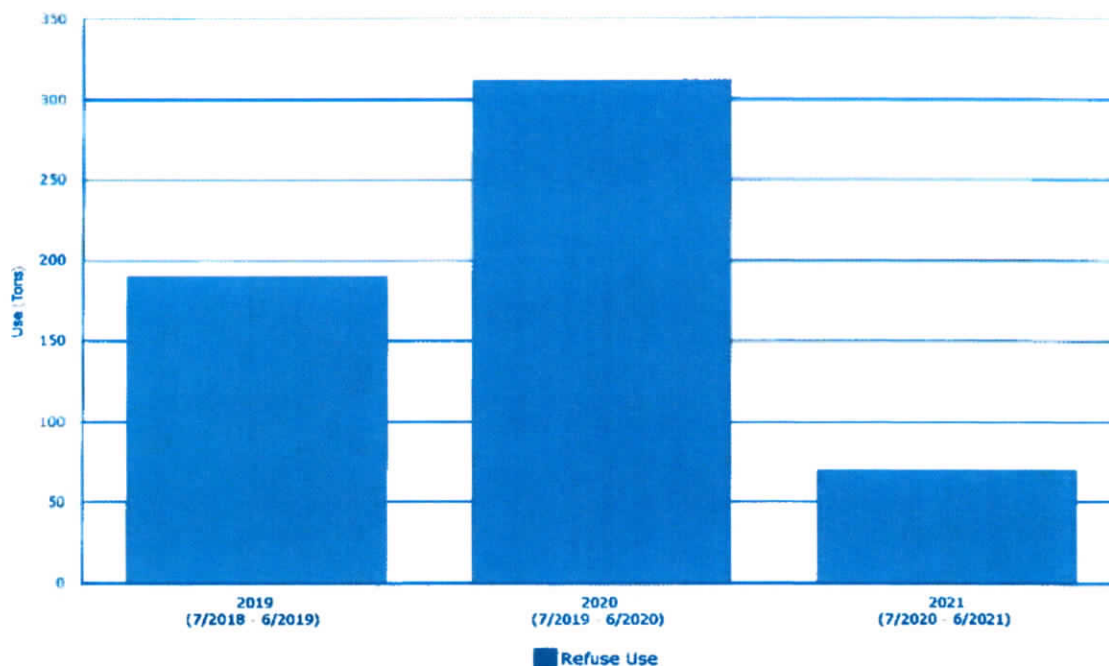
Period	Wastewater Use (Gallons)
2019	454,400
2020	379,500
2021	200,700

Year-Over-Year Comparison
Floyd County Board of Education
Selected Facilities -- 7/2018 to 6/2021
Prestonsburg Elementary



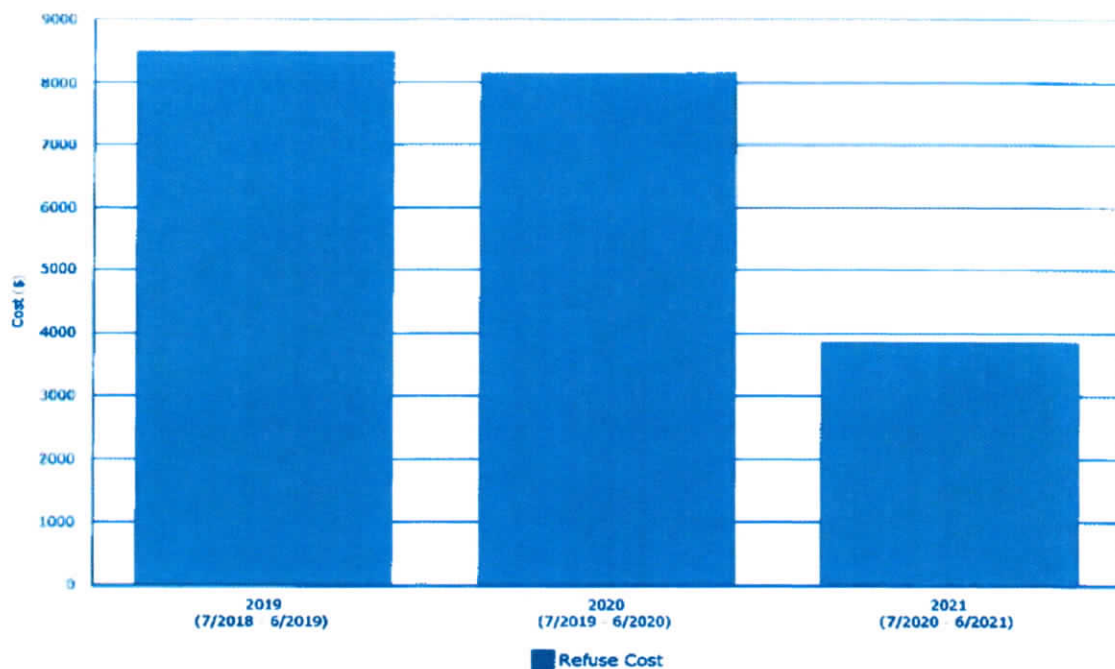
Period	Wastewater Cost
2019	\$3,358
2020	\$3,302
2021	\$2,189

Year-Over-Year Comparison
Floyd County Board of Education
Selected Facilities -- 7/2018 to 6/2021
Prestonsburg Elementary



Period	Refuse Use (Tons)
2019	190
2020	312
2021	70

Year-Over-Year Comparison
Floyd County Board of Education
Selected Facilities -- 7/2018 to 6/2021
Prestonsburg Elementary



Period	Refuse Cost
2019	\$8,477
2020	\$8,135
2021	\$3,859