



# **Martin Luther King, Jr. Elementary School**

March 16, 2022

# **Martin Luther King, Jr. Elementary School**

## **Leadership Team**

Carrie Caples, Principal

Stephanie Blanton, Assistant Principal

Laura Jenkins, Assistant Principal

Leigh Ann Merrick, Curriculum Specialist

Nicque Hall, Interventionist


Leigh Ann Stewart, School Improvement Administrator



# **Martin Luther King, Jr. Elementary School**


**TOP 3 in 3  
by  
DOING THE RIGHT WORK**

**MLK's Goal**



District Support





District Support



District Support





Growth Day




Growth Day






Growth Day



Growth Day






Close Reading






Close Reading



Close Reading





# Close Reading






PLCs




PLCs





PLCs





PLCs



PLCs



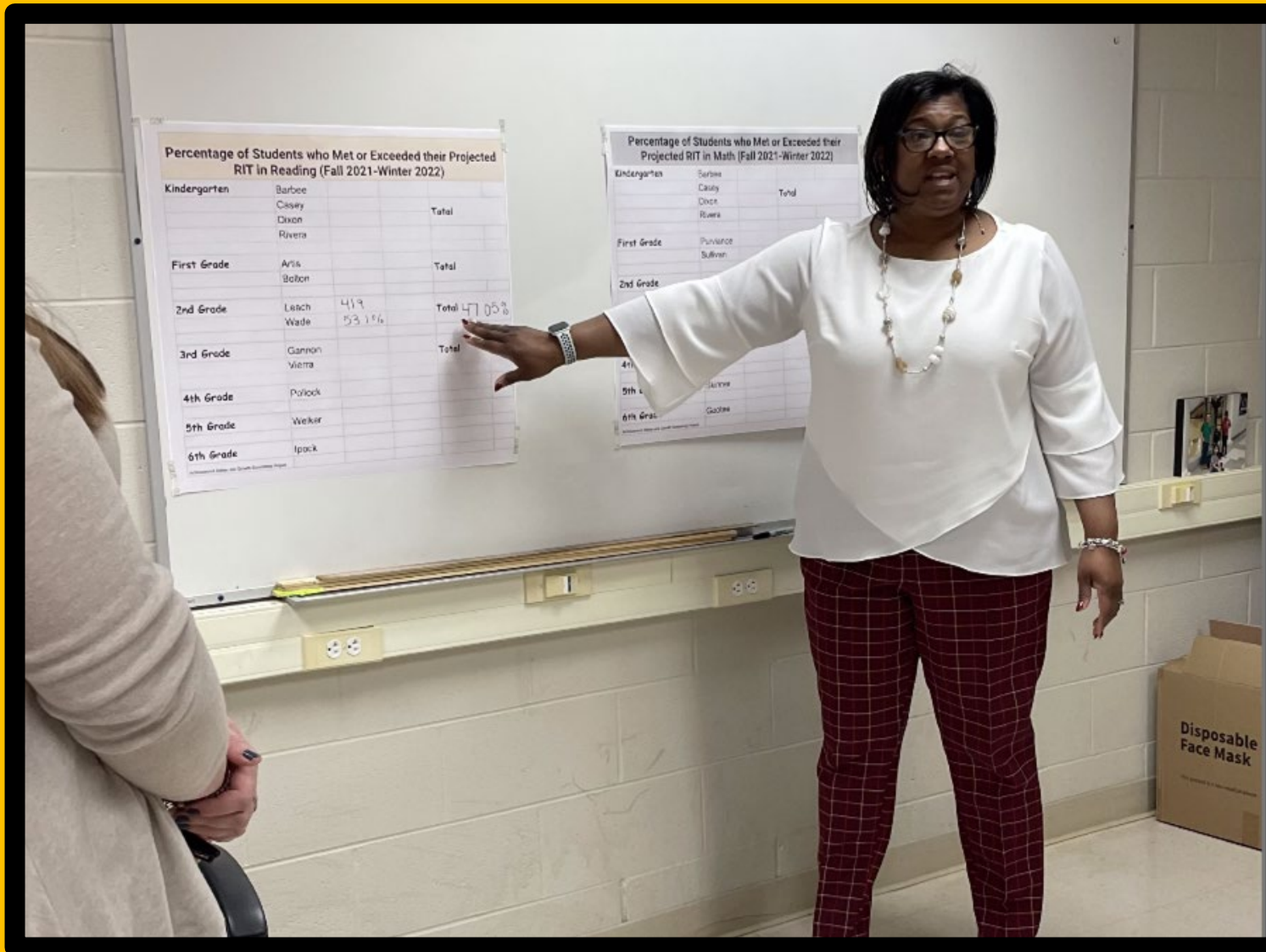


PLCs






PLCs



MAP





MAP

## MLK PLC - MAP Conversations

### February 9, 2022

#### General Talking Points (Caples)

- What did you notice about the test?
- Was there content on the test that you had not covered?
- How did students do navigating within the test?

#### Class Beta Report (Caples)

#### Achievement Status and Growth Summary Report (Merrick)

- By teacher - Percentage of students who met or exceeded their projected RIT are calculated on the report.
- Grade Level - Add the total number of students from each homeroom that met or exceeded their projected RIT. Divide by the total number of students in the grade level.
- Looking for 50% growth or better

#### Class Report/Grade Report (Merrick)

- 1st-3rd (Class Report) Find the Mean RIT Score for each class that you teach - Add them together & divide by 2.
- 4th - 6th (Class Report) Your Mean RIT should be calculated on your report for all of your classes.
- Find the difference between the Mean RIT and the Grade Level Mean RIT.
- Looking for 2-3 points difference to make us high performing

#### Projected Proficiency Summary Report 3rd-6th Grade (Caples)


- compare '20-21 KPREP, MAP Fall Projected Proficiency, MAP Winter Projected Proficiency
- Gap groups
- Identify kids who were not novice in fall but are novice in winter. Are they new to MLK?

#### Grade Level RIT Goal Posters for Classrooms (Caples)

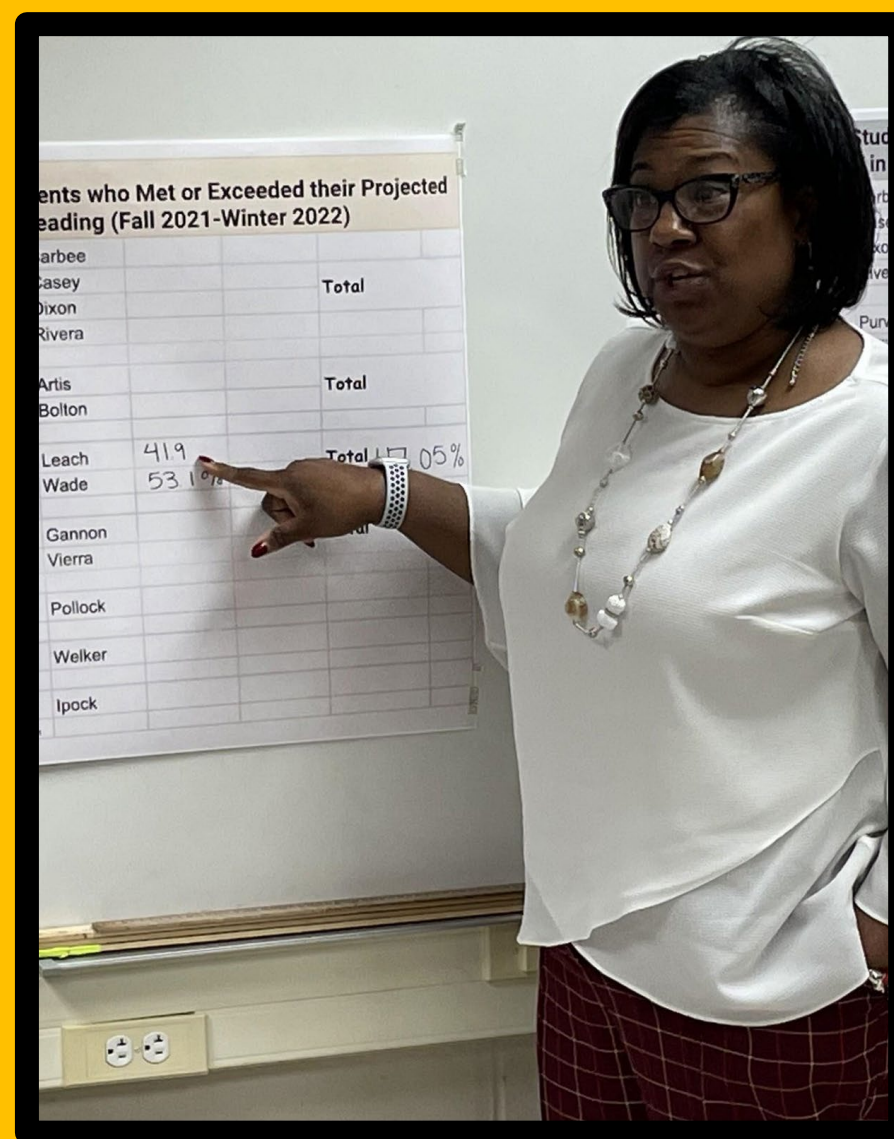
- posted & referred to daily

# MAP





MAP



MAP





Scrimmage



Scrimmage