



Christian County

Impact Kentucky Working Conditions Survey
2022 Impact Kentucky



Report created by
Panorama Education



Summary

Topic Description	Results	Comparison
Educating All Students Faculty perceptions of their readiness to address issues of diversity.	72% ▼ 1 since last survey	67% Kentucky
Emotional Well-Being and Belonging Perceptions of educator well being, efficacy, and belonging	49%	48% Kentucky
Feedback and Coaching Perceptions of the amount and quality of feedback faculty and staff receive.	65% ▲ 15 since last survey	55% Kentucky
Managing Student Behavior Perceptions of the management of student behavior in the classroom and school	65% ▲ 7 since last survey	65% Kentucky
Professional Learning Perceptions of the amount and quality of professional growth and learning opportunities available to faculty and staff.	60% ▲ 5 since last survey	57% Kentucky
Resources Perceptions of the adequacy of the school's resources.	50% ▲ 12 since last survey	49% Kentucky
School Climate Perceptions of the overall social and learning climate of the school.	60% ▲ 6 since last survey	60% Kentucky



School Leadership

Perceptions of the school leadership's effectiveness.

72%

▲ 8

since last survey

64% Kentucky

Staff-Leadership Relationships

Perceptions of faculty and staff relationships with school leaders.

80%

▲ 7

since last survey

76% Kentucky

530 responses



Educating All Students

Your average

72%

530 responses

Change

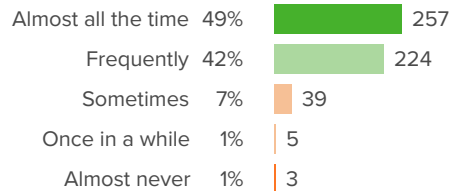
▼ **1**

since last survey

State average: **67%** Kentucky

How did people respond?

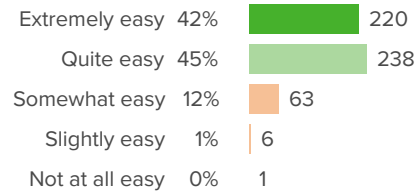
Q.1: How often do teachers use assessment data to inform their instruction?



▲ **2** from last survey

Favorable: **91%**

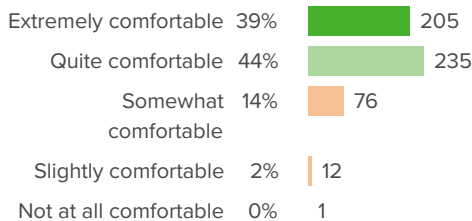
Q.2: How easy do you find interacting with students at your school who are from a different cultural background than your own?



▲ **8** from last survey

Favorable: **87%**

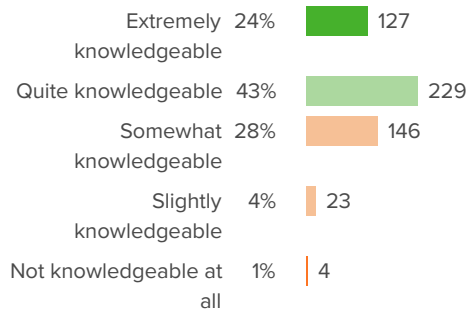
Q.3: How comfortable would you be incorporating new material about people from different backgrounds into your curriculum?



▲ **0** from last survey

Favorable: **83%**

Q.4: How knowledgeable are you regarding where to find resources for working with students who have unique learning needs?

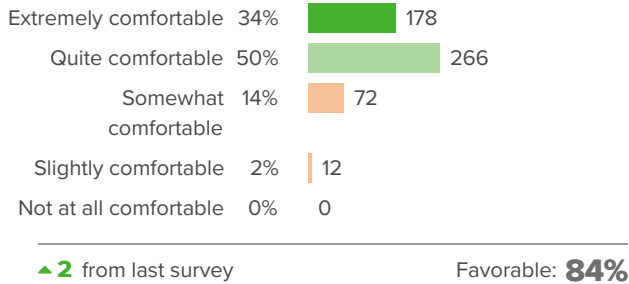


▲ **6** from last survey

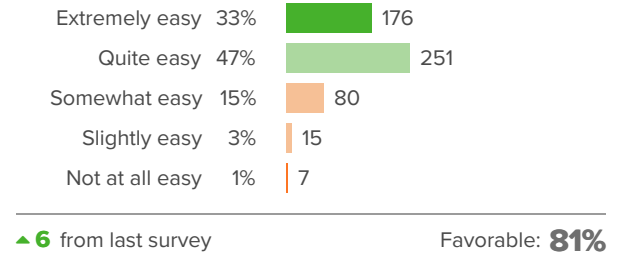
Favorable: **67%**



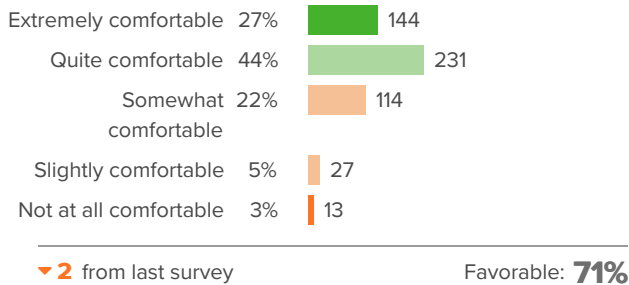
Q.5: If students from different backgrounds struggled to get along in your class, how comfortable would you be intervening?



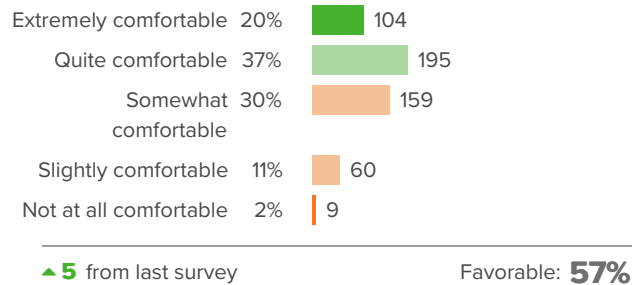
Q.6: How easy would it be for you to teach a class with groups of students from very different religions from each other?



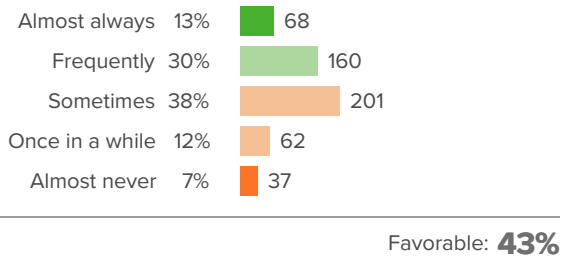
Q.7: In response to events that might be occurring in the world, how comfortable would you be having conversations about race with your students?



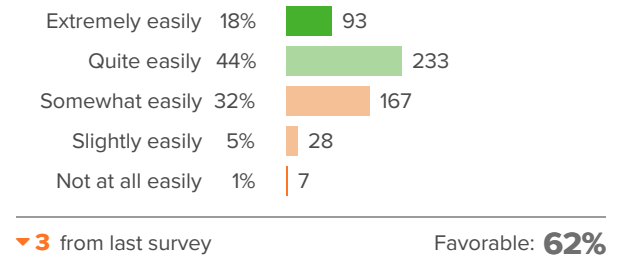
Q.8: How comfortable would you be having a student who could not communicate well with anyone in class because his/her home language was unique?



Q.9: How often do adults at your school have important conversations about sensitive issues of diversity, even when they might be uncomfortable?

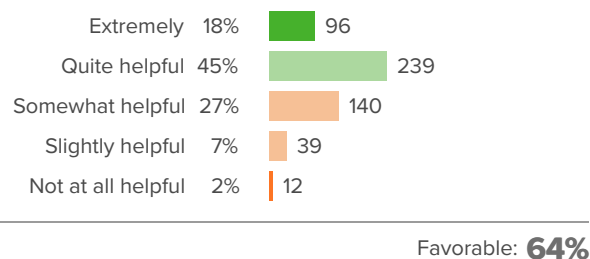


Q.10: When a sensitive issue of diversity arises in class, how easily can you think of strategies to address the situation?





Q.11: When it comes to promoting culturally responsive practices, how helpful are your colleagues' ideas for improving your practice?





Emotional Well-Being and Belonging

Your average

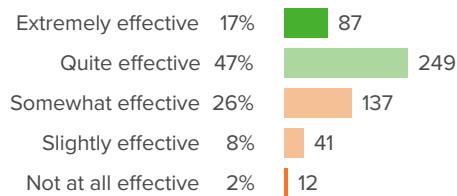
49%

530 responses

State average: **48%** Kentucky

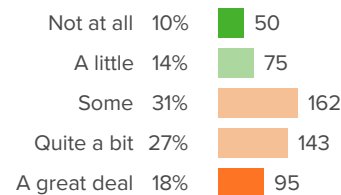
How did people respond?

Q.1: How effective do you feel at your job right now?



Favorable: **64%**

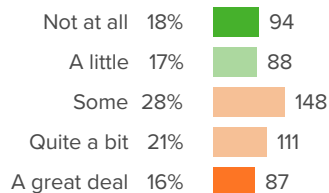
Q.2: How concerned are you about the emotional well-being of your colleagues as a result of their work?



▼ 6 from last survey

Favorable: **24%**

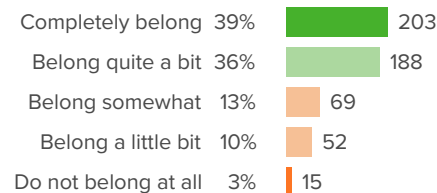
Q.3: How concerned are you about your own emotional well-being as a result of your work?



▼ 4 from last survey

Favorable: **34%**

Q.4: Overall, how much do you feel like you belong at your school?



Favorable: **74%**



Feedback and Coaching

Your average

65%

530 responses

Change

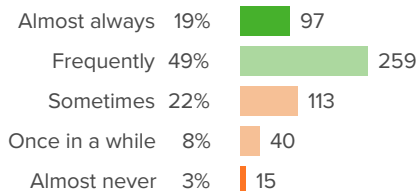
▲ 15

since last survey

State average: **55%** Kentucky

How did people respond?

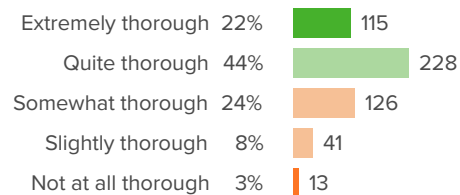
Q.1: How often do you receive feedback on your teaching?



▲ 19 from last survey

Favorable: **68%**

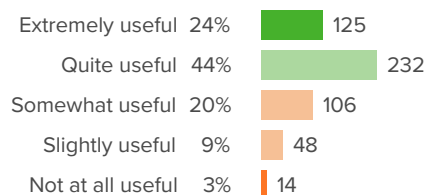
Q.2: At your school, how thorough is the feedback you receive in covering all aspects of your role as a teacher?



▲ 11 from last survey

Favorable: **66%**

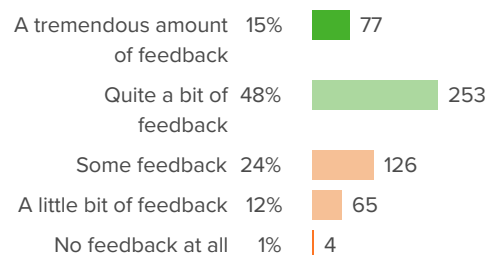
Q.3: How useful do you find the feedback you receive on your teaching?



▲ 8 from last survey

Favorable: **68%**

Q.4: How much feedback do you receive on your teaching?

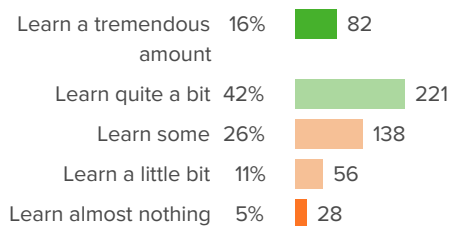


▲ 20 from last survey

Favorable: **63%**



Q.5: How much do you learn from the teacher evaluation processes at your school?



▲ **13** from last survey

Favorable: **58%**



Managing Student Behavior

Your average

65%

530 responses

Change

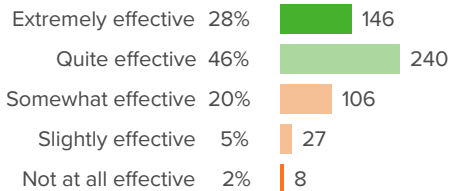
▲ 7

since last survey

State average: **65%** Kentucky

How did people respond?

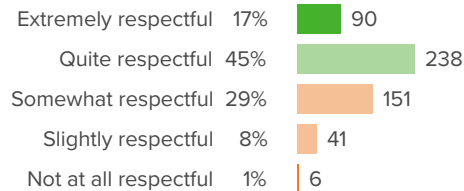
Q.1: How effective are the school leaders at developing rules for students that facilitate their learning?



▲ 8 from last survey

Favorable: **73%**

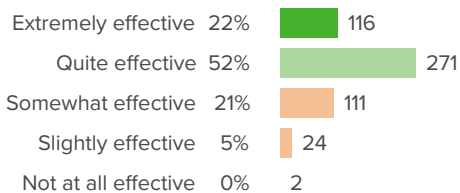
Q.2: How respectful are the relationships between teachers and students?



▲ 5 from last survey

Favorable: **62%**

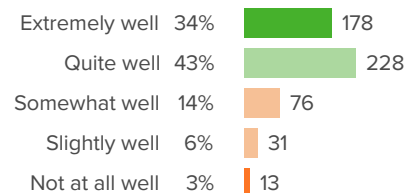
Q.3: How effective do you think you are at managing disruptive classes?



▲ 6 from last survey

Favorable: **74%**

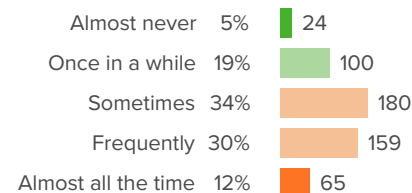
Q.4: How well do school administrators support teachers' classroom management efforts?



▲ 15 from last survey

Favorable: **77%**

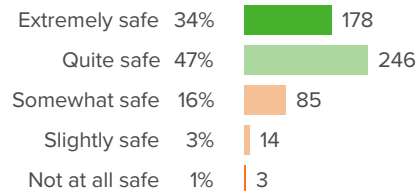
Q.5: How often does student misconduct disrupt the learning environment at your school?



▲ 6 from last survey

Favorable: **23%**

Q.6: Overall, how safe is the school environment?



▲ 3 from last survey

Favorable: **81%**



Professional Learning

Your average

60%

530 responses

Change

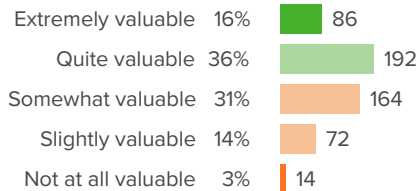
▲ 5

since last survey

State average: **57%** Kentucky

How did people respond?

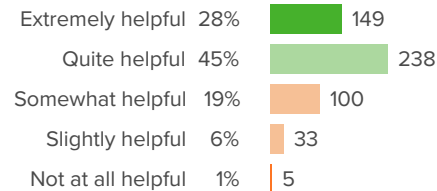
Q.1: At your school, how valuable are the available professional development opportunities?



▲ 2 from last survey

Favorable: **53%**

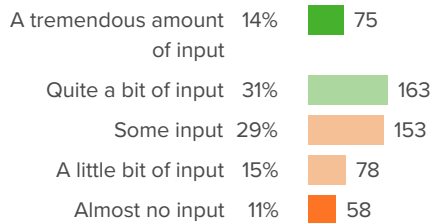
Q.2: How helpful are your colleagues' ideas for improving your teaching?



▲ 8 from last survey

Favorable: **74%**

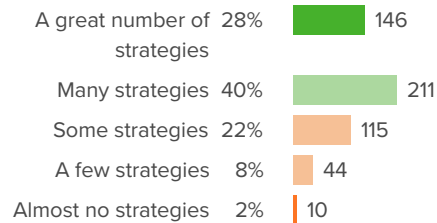
Q.3: How much input do you have into individualizing your own professional development opportunities?



▲ 0 from last survey

Favorable: **45%**

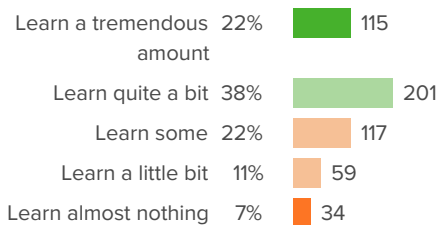
Q.4: Through working at your school, how many new teaching strategies have you learned?



▲ 2 from last survey

Favorable: **68%**

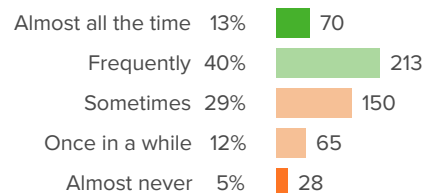
Q.5: Overall, how much do you learn about teaching from the leaders at your school?



▲ 8 from last survey

Favorable: **60%**

Q.6: How often do your professional development opportunities help you explore new ideas?

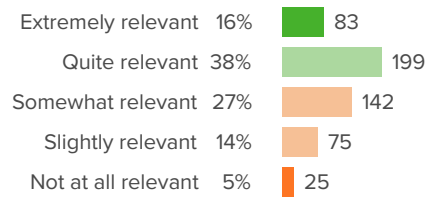


▲ 11 from last survey

Favorable: **54%**



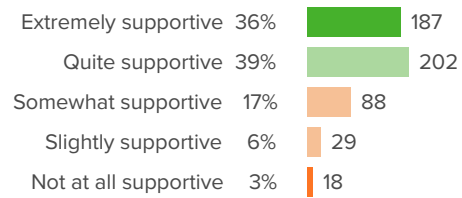
Q.7: How relevant have your professional development opportunities been to the content that you teach?



▲ 4 from last survey

Favorable: **54%**

Q.8: Overall, how supportive has the school been of your growth as a teacher?



▲ 7 from last survey

Favorable: **74%**



Resources

Your average

50%

530 responses

Change

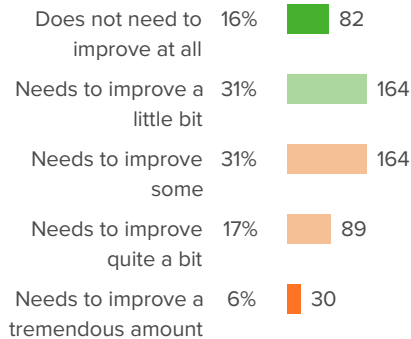
▲ 12

since last survey

State average: **49%** Kentucky

How did people respond?

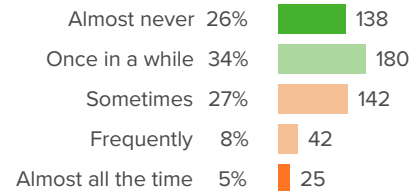
Q.1: To what extent does the quality of the resources at your school need to improve?



▲ 7 from last survey

Favorable: **47%**

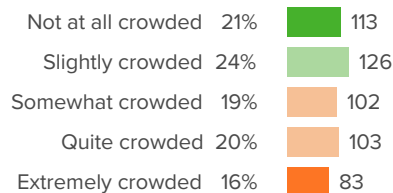
Q.2: When students need help from an adult, how often do they have to wait to get that help?



▲ 5 from last survey

Favorable: **60%**

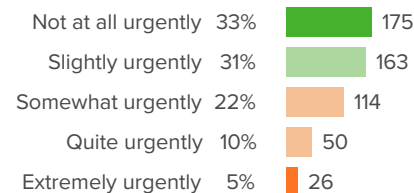
Q.3: At your school, how crowded do the learning spaces feel?



▲ 6 from last survey

Favorable: **45%**

Q.4: How urgently does your school's technology need to be updated?

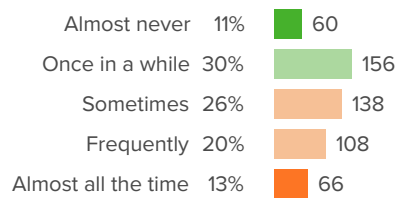


▲ 26 from last survey

Favorable: **64%**



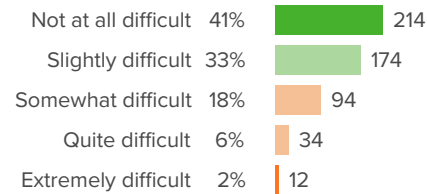
Q.5: How often do your school's facilities need repairs?



▲ **10** from last survey

Favorable: **41%**

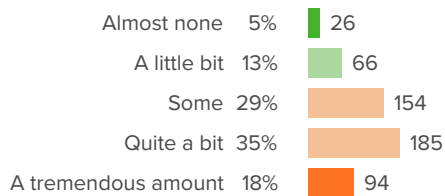
Q.6: For students who need extra support, how difficult is it for them to get the support that they need?



▲ **8** from last survey

Favorable: **73%**

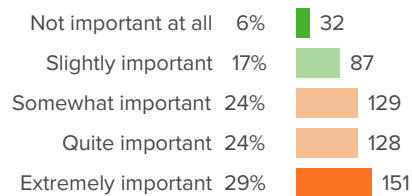
Q.7: How much of your own money do you spend on your classroom?



▲ **10** from last survey

Favorable: **18%**

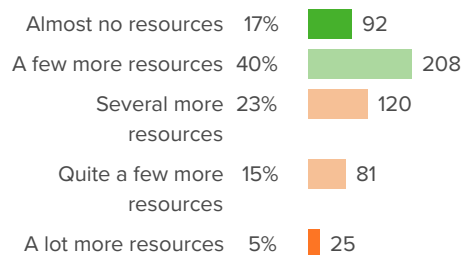
Q.8: How important is it for your school to hire more specialists to help students?



▲ **6** from last survey

Favorable: **23%**

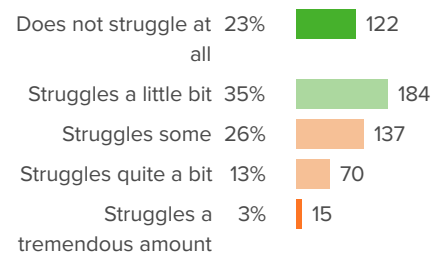
Q.9: How many more resources do you need to adequately support your students' learning?



▲ **9** from last survey

Favorable: **57%**

Q.10: Overall, how much does your school struggle due to a lack of resources?

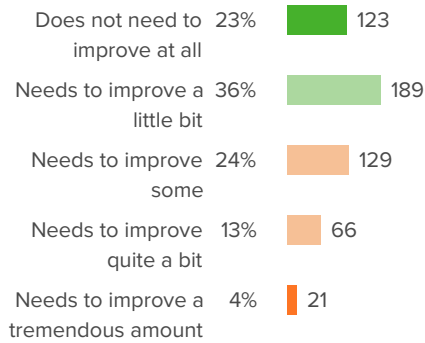


▲ **19** from last survey

Favorable: **58%**



Q.11: To what extent does the access to instructional technology, including computers, printers, software and Internet access at your school need to improve?



▲ **24** from last survey

Favorable: **59%**



School Climate

Your average

60%

530 responses

Change

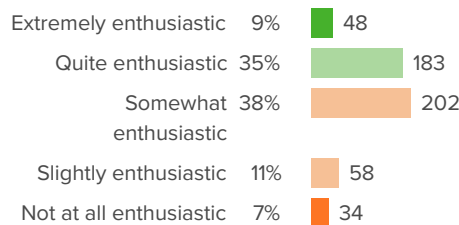
▲ 6

since last survey

State average: **60%** Kentucky

How did people respond?

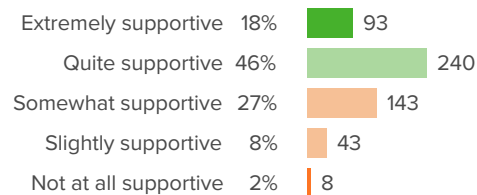
Q.1: On most days, how enthusiastic are the students about being at school?



▲ 2 from last survey

Favorable: **44%**

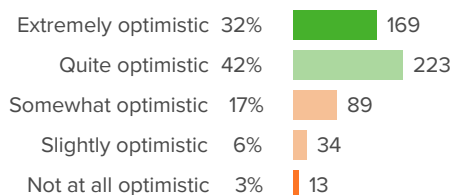
Q.2: When new initiatives to improve teaching are presented at your school, how supportive are your colleagues?



▲ 7 from last survey

Favorable: **63%**

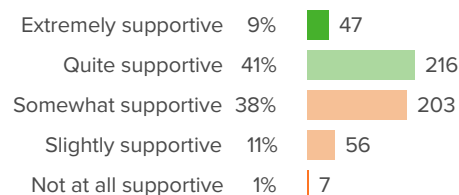
Q.3: How optimistic are you that your school will improve in the future?



▲ 8 from last survey

Favorable: **74%**

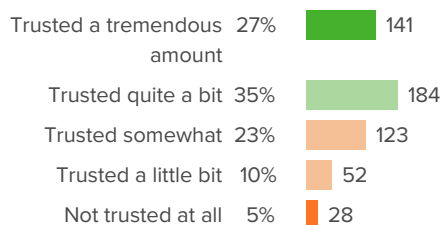
Q.4: How supportive are students in their interactions with each other?



▲ 9 from last survey

Favorable: **50%**

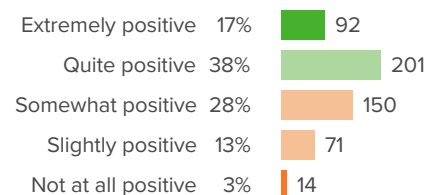
Q.5: To what extent are teachers trusted to teach in the way they think is best?



▼ 1 from last survey

Favorable: **62%**

Q.6: How positive are the attitudes of your colleagues?

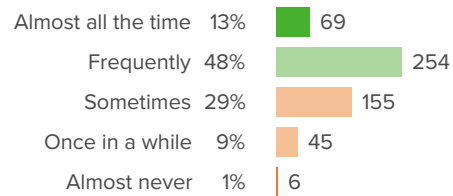


▲ 8 from last survey

Favorable: **55%**



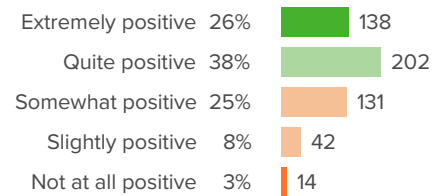
Q.7: How often do you see students helping each other without being prompted?



▲ 5 from last survey

Favorable: **61%**

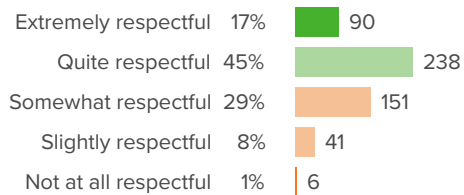
Q.8: Overall, how positive is the working environment at your school?



▲ 8 from last survey

Favorable: **65%**

Q.9: How respectful are the relationships between teachers and students?



▲ 5 from last survey

Favorable: **62%**



School Leadership

Your average

72%

530 responses

Change

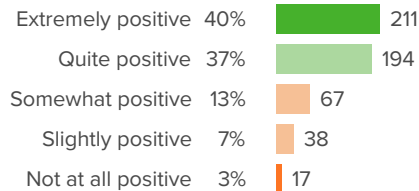
▲ 8

since last survey

State average: **64%** Kentucky

How did people respond?

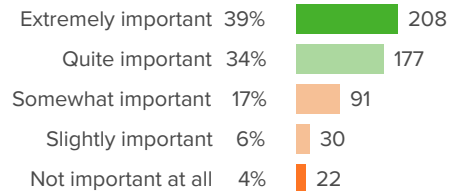
Q.1: How positive is the tone that school leaders set for the culture of the school?



▲ 5 from last survey

Favorable: **77%**

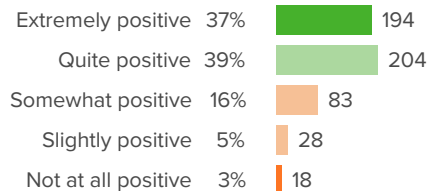
Q.2: For your school leaders, how important is teacher satisfaction?



▲ 8 from last survey

Favorable: **73%**

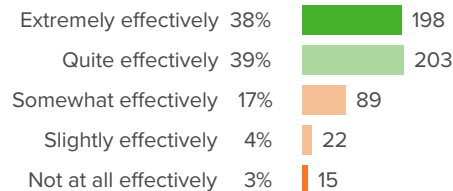
Q.3: Overall, how positive is the influence of the school leaders on the quality of your teaching?



▲ 8 from last survey

Favorable: **76%**

Q.4: How effectively do school leaders communicate important information to teachers?

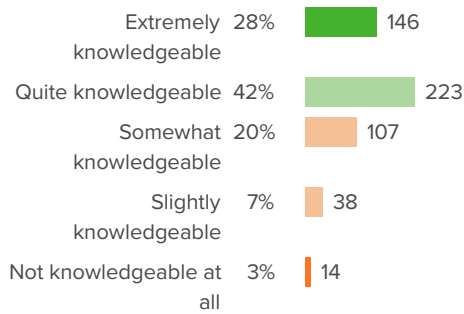


▲ 11 from last survey

Favorable: **76%**



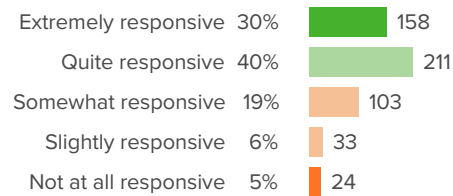
Q.5: How knowledgeable are your school leaders about what is going on in teachers' classrooms?



▲ **13** from last survey

Favorable: **70%**

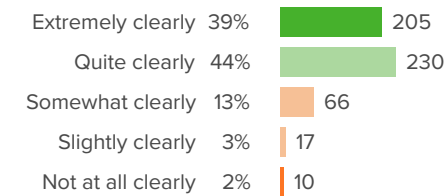
Q.6: How responsive are school leaders to your feedback?



▲ **12** from last survey

Favorable: **70%**

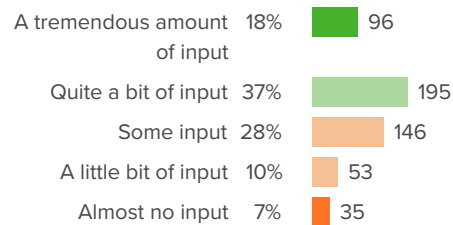
Q.7: How clearly do your school leaders identify their goals for teachers?



▲ **7** from last survey

Favorable: **82%**

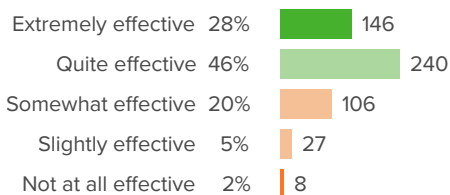
Q.8: When the school makes important decisions, how much input do teachers have?



▲ **7** from last survey

Favorable: **55%**

Q.9: How effective are the school leaders at developing rules for students that facilitate their learning?



▲ **8** from last survey

Favorable: **73%**



Staff-Leadership Relationships

Your average

80%

530 responses

Change

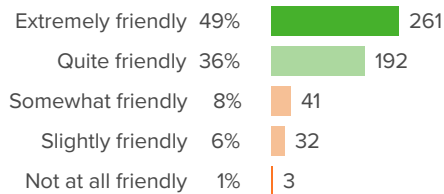
▲ 7

since last survey

State average: **76%** Kentucky

How did people respond?

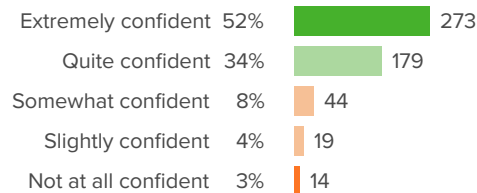
Q.1: How friendly are your school leaders toward you?



▲ 6 from last survey

Favorable: **86%**

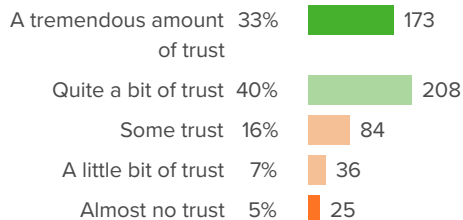
Q.2: How confident are you that your school leaders have the best interests of the school in mind?



▲ 7 from last survey

Favorable: **85%**

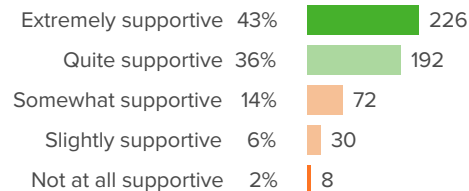
Q.3: How much trust exists between school leaders and faculty?



▲ 11 from last survey

Favorable: **72%**

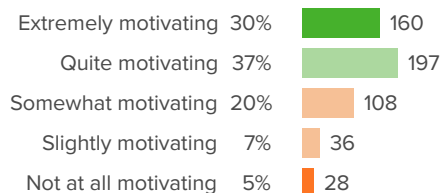
Q.4: When you face challenges at work, how supportive are your school leaders?



▲ 11 from last survey

Favorable: **79%**

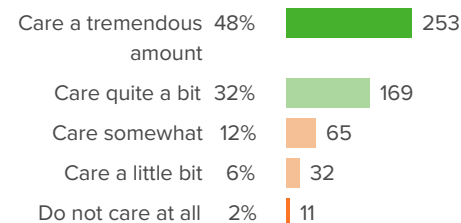
Q.5: At your school, how motivating do you find working with the leadership team?



▲ 7 from last survey

Favorable: **67%**

Q.6: How much do your school leaders care about you as an individual?

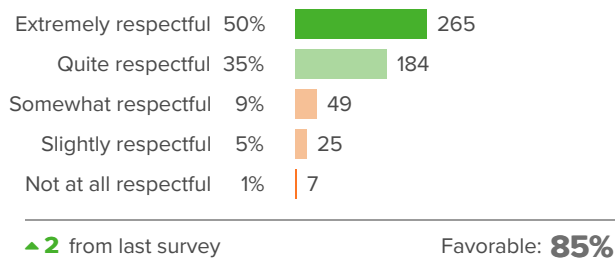


▲ 5 from last survey

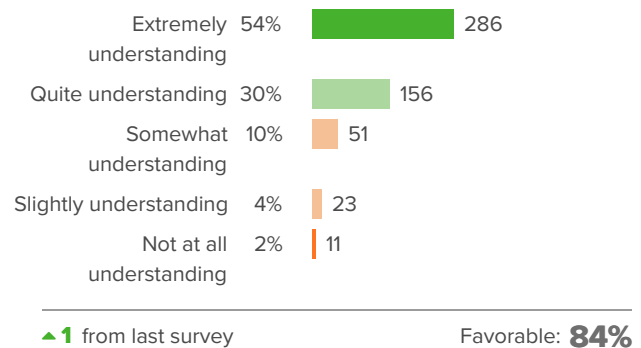
Favorable: **80%**



Q.7: How respectful are your school leaders towards you?



Q.8: When challenges arise in your personal life, how understanding are your school leaders?



Q.9: How fairly does the school leadership treat the faculty?

