



# **Newport Intermediate School (Newport Independent)**

**Impact Kentucky Working Conditions Survey  
2022 Impact Kentucky**



Report created by  
Panorama Education



## Summary

Topic Description	Results	Comparison
<b>Educating All Students</b> Faculty perceptions of their readiness to address issues of diversity.	<b>73%</b> ▲ 2 since last survey	<b>70%</b> Kentucky Elementary Schools <b>67%</b> Kentucky <b>65%</b> Newport Independent
<b>Emotional Well-Being and Belonging</b> Perceptions of educator well being, efficacy, and belonging	<b>38%</b>	<b>51%</b> Kentucky Elementary Schools <b>48%</b> Kentucky <b>35%</b> Newport Independent
<b>Feedback and Coaching</b> Perceptions of the amount and quality of feedback faculty and staff receive.	<b>40%</b> ▲ 5 since last survey	<b>61%</b> Kentucky Elementary Schools <b>55%</b> Kentucky <b>38%</b> Newport Independent
<b>Managing Student Behavior</b> Perceptions of the management of student behavior in the classroom and school	<b>34%</b> ▲ 2 since last survey	<b>71%</b> Kentucky Elementary Schools <b>65%</b> Kentucky <b>41%</b> Newport Independent
<b>Professional Learning</b> Perceptions of the amount and quality of professional growth and learning opportunities available to faculty and staff.	<b>43%</b> ▼ 9 since last survey	<b>63%</b> Kentucky Elementary Schools <b>57%</b> Kentucky <b>40%</b> Newport Independent
<b>Resources</b> Perceptions of the adequacy of the school's resources.	<b>54%</b> ▲ 2 since last survey	<b>50%</b> Kentucky Elementary Schools <b>49%</b> Kentucky <b>53%</b> Newport Independent



## School Climate

Perceptions of the overall social and learning climate of the school.

**33%**

▼ **9**

since last survey

**70%**

Kentucky Elementary Schools

**60%**

Kentucky

**34%**

Newport Independent

## School Leadership

Perceptions of the school leadership's effectiveness.

**52%**

**0**

since last survey

**69%**

Kentucky Elementary Schools

**64%**

Kentucky

**44%**

Newport Independent

## Staff-Leadership Relationships

Perceptions of faculty and staff relationships with school leaders.

**61%**

▼ **8**

since last survey

**78%**

Kentucky Elementary Schools

**76%**

Kentucky

**60%**

Newport Independent

48 responses



## Educating All Students

Your average

**73%**

48 responses

Change

**▲ 2**

since last survey

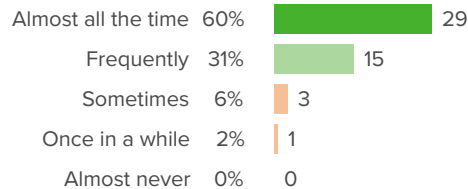
School Type average: **70%** Kentucky Elementary Schools

State average: **67%** Kentucky

District average: **65%** Newport Independent

### How did people respond?

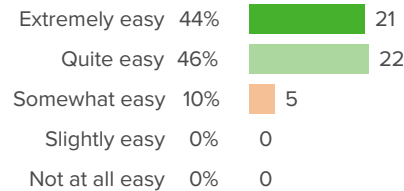
#### Q.1: How often do teachers use assessment data to inform their instruction?



▲ 14 from last survey

Favorable: **92%**

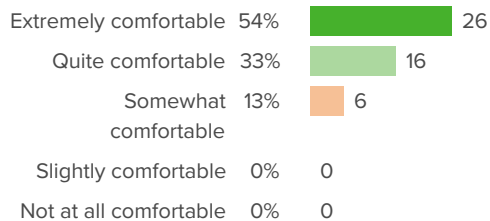
#### Q.2: How easy do you find interacting with students at your school who are from a different cultural background than your own?



▲ 7 from last survey

Favorable: **90%**

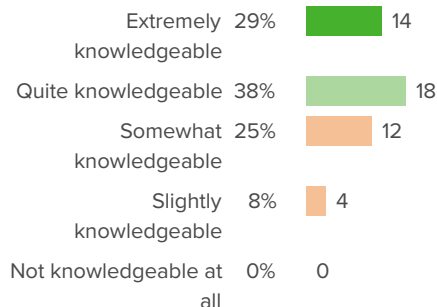
#### Q.3: How comfortable would you be incorporating new material about people from different backgrounds into your curriculum?



▲ 3 from last survey

Favorable: **88%**

#### Q.4: How knowledgeable are you regarding where to find resources for working with students who have unique learning needs?

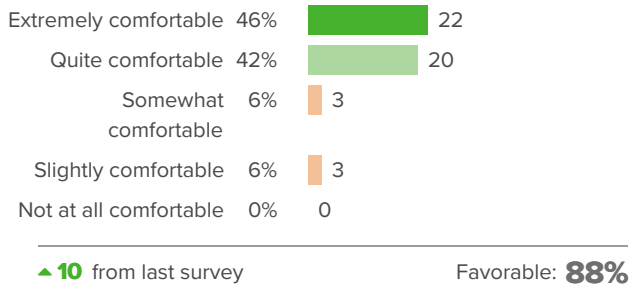


▲ 11 from last survey

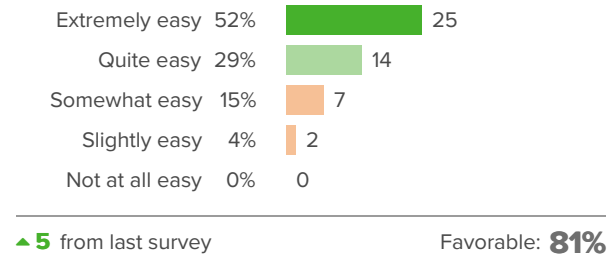
Favorable: **67%**



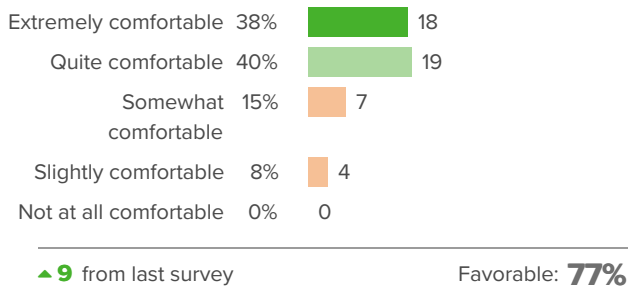
**Q.5: If students from different backgrounds struggled to get along in your class, how comfortable would you be intervening?**



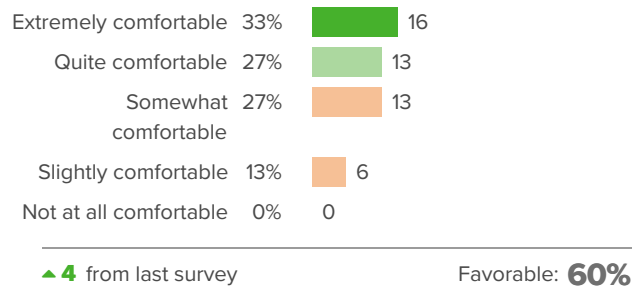
**Q.6: How easy would it be for you to teach a class with groups of students from very different religions from each other?**



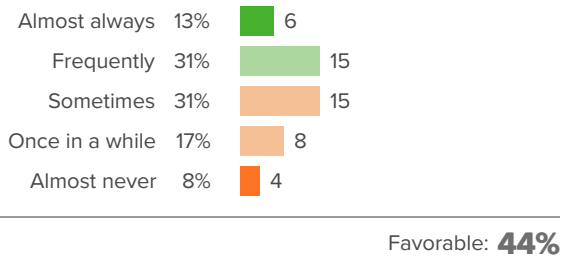
**Q.7: In response to events that might be occurring in the world, how comfortable would you be having conversations about race with your students?**



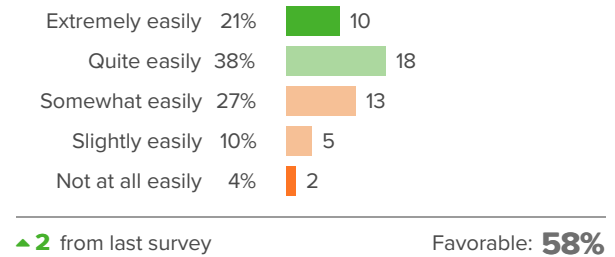
**Q.8: How comfortable would you be having a student who could not communicate well with anyone in class because his/her home language was unique?**



**Q.9: How often do adults at your school have important conversations about sensitive issues of diversity, even when they might be uncomfortable?**

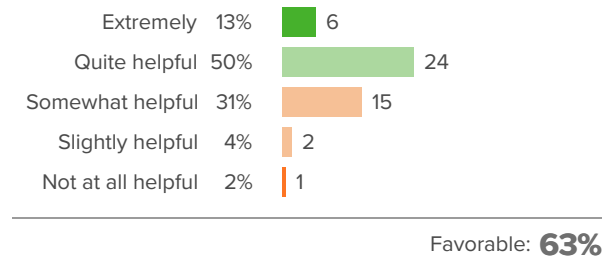


**Q.10: When a sensitive issue of diversity arises in class, how easily can you think of strategies to address the situation?**





**Q.11: When it comes to promoting culturally responsive practices, how helpful are your colleagues' ideas for improving your practice?**





## Emotional Well-Being and Belonging

Your average

**38%**

48 responses

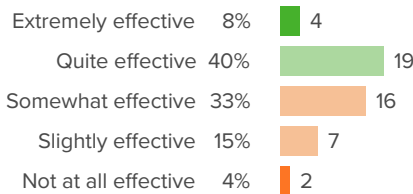
School Type average: **51%** Kentucky Elementary Schools

State average: **48%** Kentucky

District average: **35%** Newport Independent

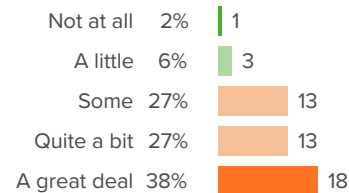
### How did people respond?

#### Q.1: How effective do you feel at your job right now?



Favorable: **48%**

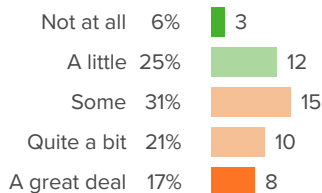
#### Q.2: How concerned are you about the emotional well-being of your colleagues as a result of their work?



▼ 7 from last survey

Favorable: **8%**

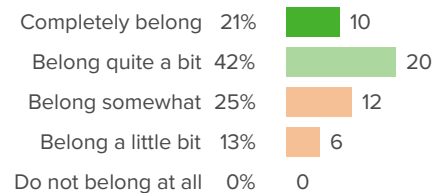
#### Q.3: How concerned are you about your own emotional well-being as a result of your work?



▼ 3 from last survey

Favorable: **31%**

#### Q.4: Overall, how much do you feel like you belong at your school?



Favorable: **63%**



## Feedback and Coaching

Your average

**40%**

48 responses

Change

**▲ 5**

since last survey

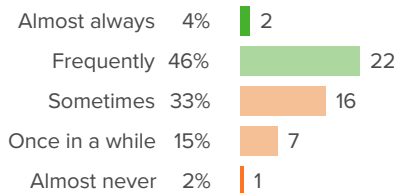
School Type average: **61%** Kentucky Elementary Schools

State average: **55%** Kentucky

District average: **38%** Newport Independent

How did people respond?

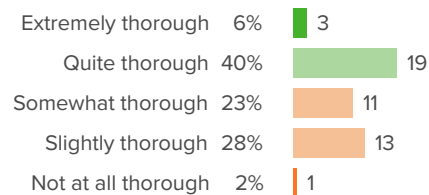
**Q.1: How often do you receive feedback on your teaching?**



▲ **13** from last survey

Favorable: **50%**

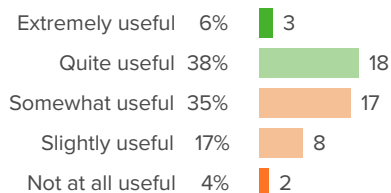
**Q.2: At your school, how thorough is the feedback you receive in covering all aspects of your role as a teacher?**



▲ **10** from last survey

Favorable: **47%**

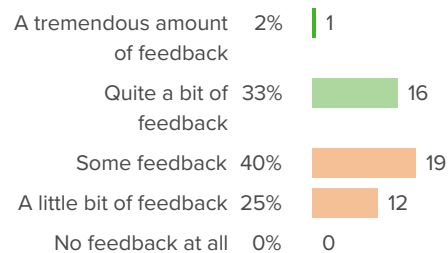
**Q.3: How useful do you find the feedback you receive on your teaching?**



▼ **5** from last survey

Favorable: **44%**

**Q.4: How much feedback do you receive on your teaching?**



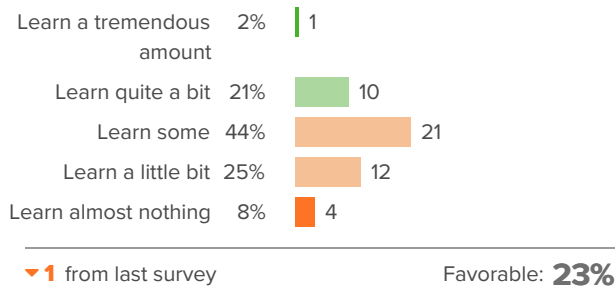
▲ **6** from last survey

Favorable: **35%**





**Q.5: How much do you learn from the teacher evaluation processes at your school?**





## Managing Student Behavior

Your average

**34%**

48 responses

Change

**▲ 2**

since last survey

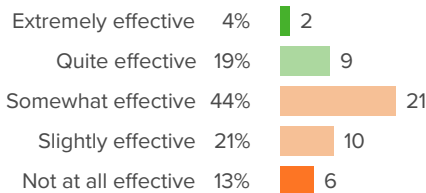
School Type average: **71%** Kentucky Elementary Schools

State average: **65%** Kentucky

District average: **41%** Newport Independent

How did people respond?

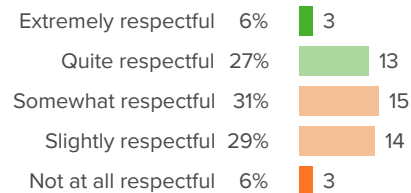
**Q.1: How effective are the school leaders at developing rules for students that facilitate their learning?**



▼ 6 from last survey

Favorable: **23%**

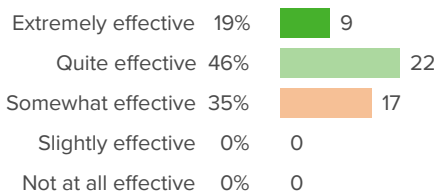
**Q.2: How respectful are the relationships between teachers and students?**



▲ 9 from last survey

Favorable: **33%**

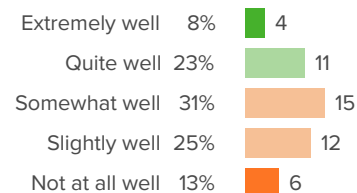
**Q.3: How effective do you think you are at managing disruptive classes?**



▲ 16 from last survey

Favorable: **65%**

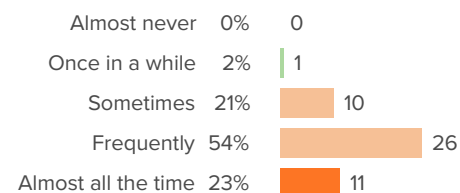
**Q.4: How well do school administrators support teachers' classroom management efforts?**



▼ 8 from last survey

Favorable: **31%**

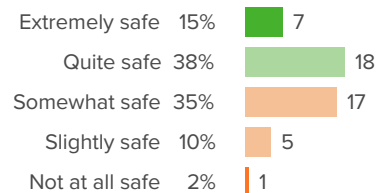
**Q.5: How often does student misconduct disrupt the learning environment at your school?**



▲ 2 from last survey

Favorable: **2%**

**Q.6: Overall, how safe is the school environment?**



▲ 3 from last survey

Favorable: **52%**



## Professional Learning

Your average

**43%**

48 responses

Change

▼ **9**

since last survey

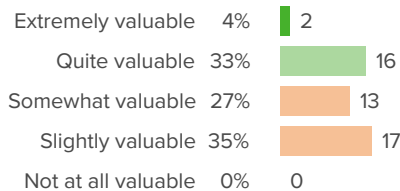
School Type average: **63%** Kentucky Elementary Schools

State average: **57%** Kentucky

District average: **40%** Newport Independent

### How did people respond?

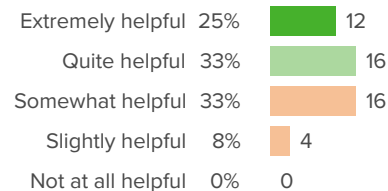
#### Q.1: At your school, how valuable are the available professional development opportunities?



▼ **21** from last survey

Favorable: **38%**

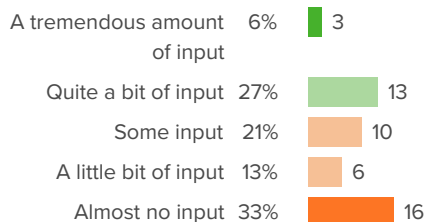
#### Q.2: How helpful are your colleagues' ideas for improving your teaching?



▼ **8** from last survey

Favorable: **58%**

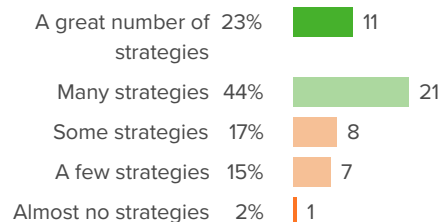
#### Q.3: How much input do you have into individualizing your own professional development opportunities?



▼ **8** from last survey

Favorable: **33%**

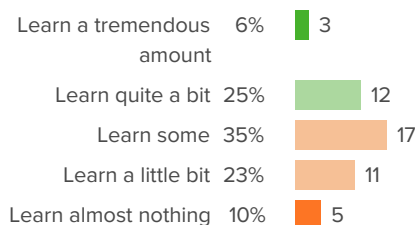
#### Q.4: Through working at your school, how many new teaching strategies have you learned?



▲ **4** from last survey

Favorable: **67%**

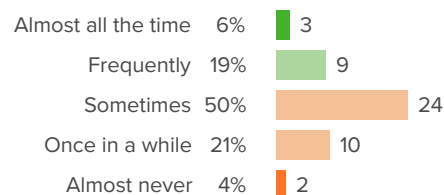
#### Q.5: Overall, how much do you learn about teaching from the leaders at your school?



▼ **6** from last survey

Favorable: **31%**

#### Q.6: How often do your professional development opportunities help you explore new ideas?

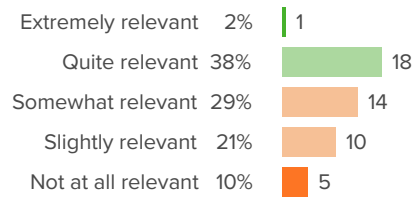


▼ **19** from last survey

Favorable: **25%**



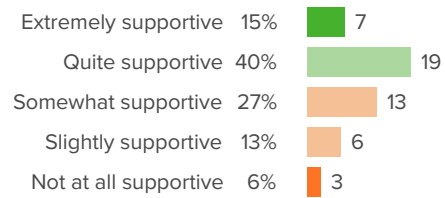
**Q.7: How relevant have your professional development opportunities been to the content that you teach?**



▼ 3 from last survey

Favorable: **40%**

**Q.8: Overall, how supportive has the school been of your growth as a teacher?**



▼ 9 from last survey

Favorable: **54%**



## Resources

Your average

**54%**

48 responses

Change

**▲ 2**

since last survey

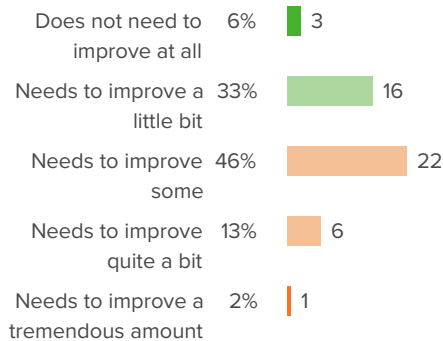
School Type average: **50%** Kentucky Elementary Schools

State average: **49%** Kentucky

District average: **53%** Newport Independent

### How did people respond?

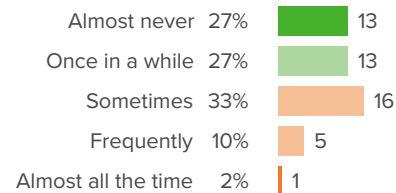
#### Q.1: To what extent does the quality of the resources at your school need to improve?



▲ 6 from last survey

Favorable: **40%**

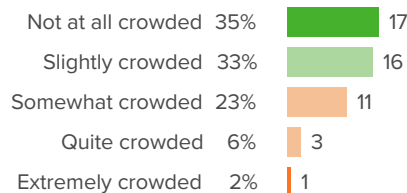
#### Q.2: When students need help from an adult, how often do they have to wait to get that help?



▲ 10 from last survey

Favorable: **54%**

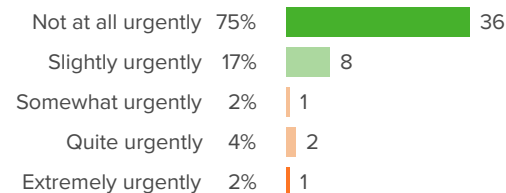
#### Q.3: At your school, how crowded do the learning spaces feel?



▲ 3 from last survey

Favorable: **69%**

#### Q.4: How urgently does your school's technology need to be updated?

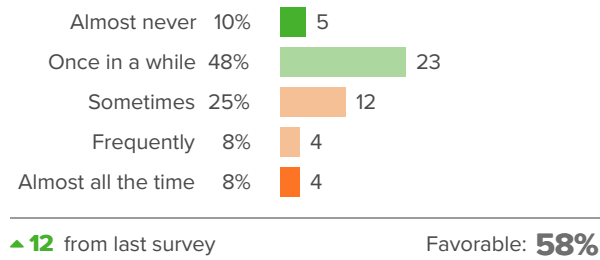


▼ 6 from last survey

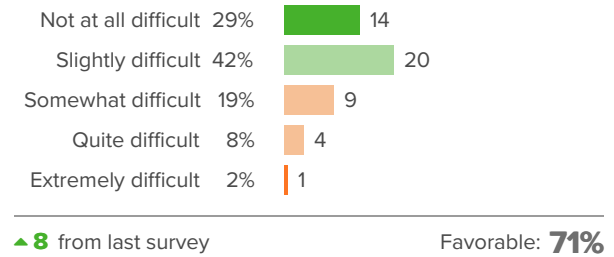
Favorable: **92%**



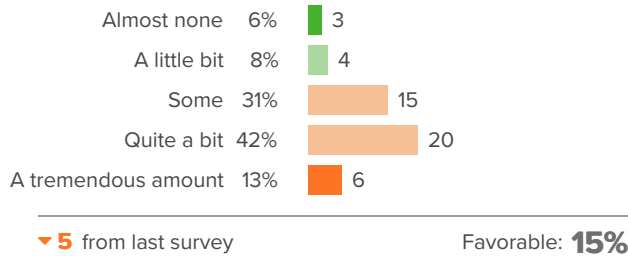
**Q.5: How often do your school's facilities need repairs?**



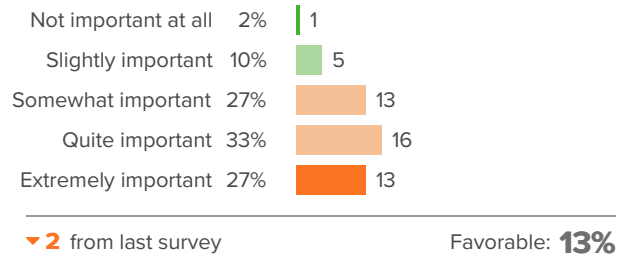
**Q.6: For students who need extra support, how difficult is it for them to get the support that they need?**



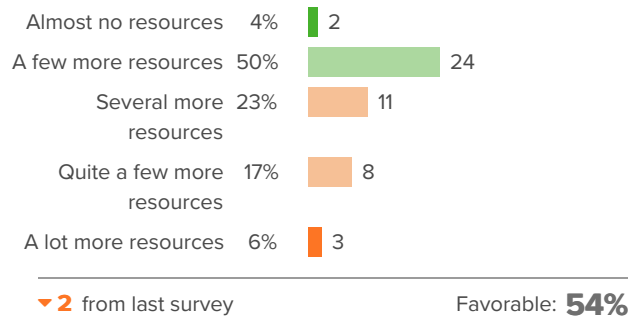
**Q.7: How much of your own money do you spend on your classroom?**



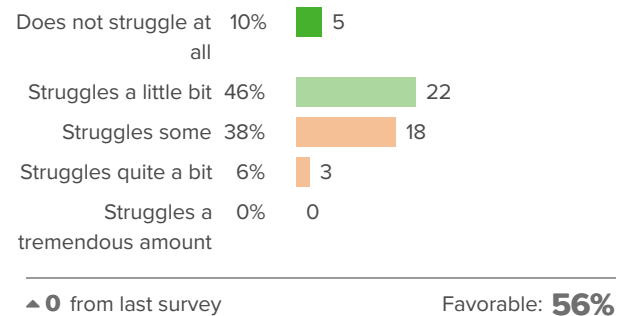
**Q.8: How important is it for your school to hire more specialists to help students?**



**Q.9: How many more resources do you need to adequately support your students' learning?**

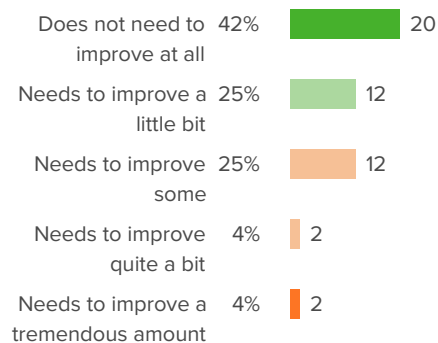


**Q.10: Overall, how much does your school struggle due to a lack of resources?**





**Q.11: To what extent does the access to instructional technology, including computers, printers, software and Internet access at your school need to improve?**



▼ 9 from last survey

Favorable: **67%**



## School Climate

Your average

**33%**

48 responses

Change

▼ **9**

since last survey

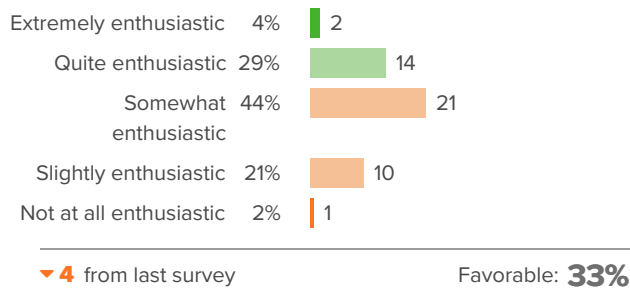
School Type average: **70%** Kentucky Elementary Schools

State average: **60%** Kentucky

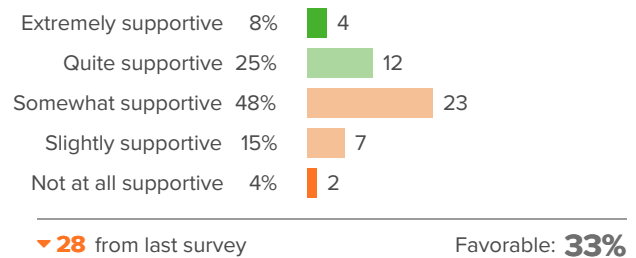
District average: **34%** Newport Independent

### How did people respond?

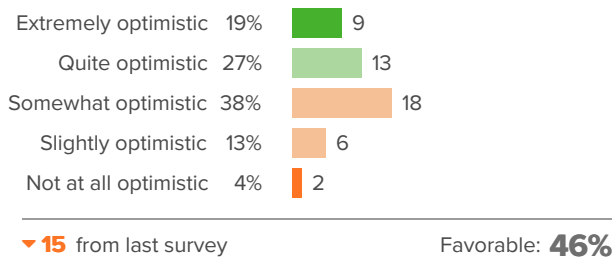
#### Q.1: On most days, how enthusiastic are the students about being at school?



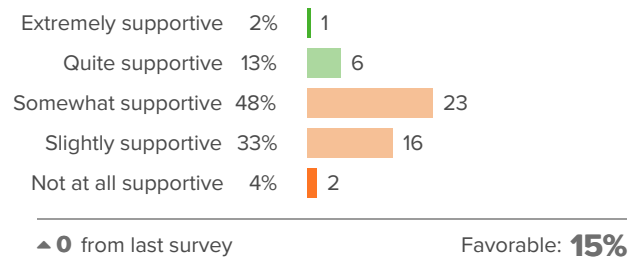
#### Q.2: When new initiatives to improve teaching are presented at your school, how supportive are your colleagues?



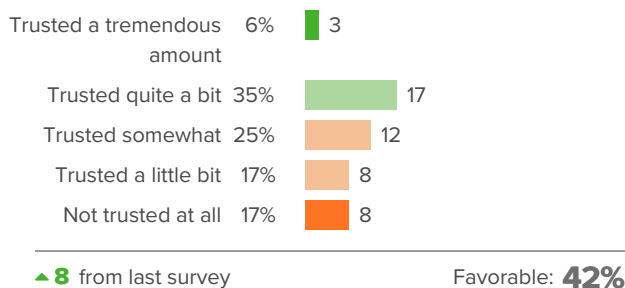
#### Q.3: How optimistic are you that your school will improve in the future?



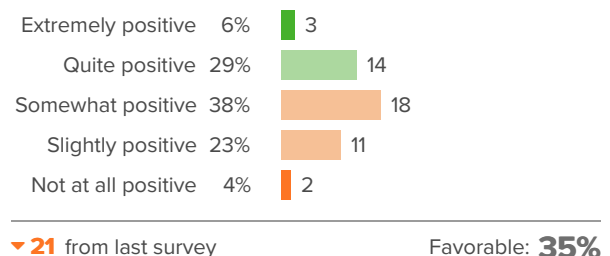
#### Q.4: How supportive are students in their interactions with each other?



#### Q.5: To what extent are teachers trusted to teach in the way they think is best?



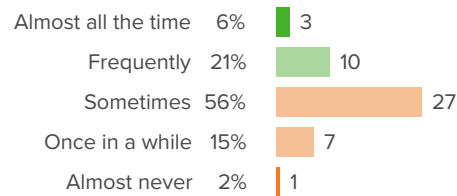
#### Q.6: How positive are the attitudes of your colleagues?







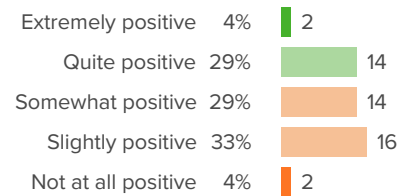
**Q.7: How often do you see students helping each other without being prompted?**



▼ 5 from last survey

Favorable: **27%**

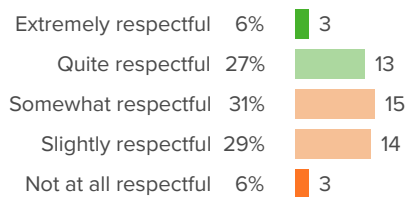
**Q.8: Overall, how positive is the working environment at your school?**



▼ 21 from last survey

Favorable: **33%**

**Q.9: How respectful are the relationships between teachers and students?**



▲ 9 from last survey

Favorable: **33%**



## School Leadership

Your average

**52%**

48 responses

Change

**0**

since last survey

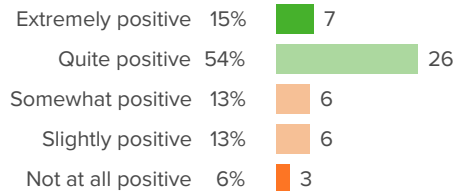
School Type average: **69%** Kentucky Elementary Schools

State average: **64%** Kentucky

District average: **44%** Newport Independent

### How did people respond?


#### Q.1: How positive is the tone that school leaders set for the culture of the school?



▲ 3 from last survey

Favorable: **69%**

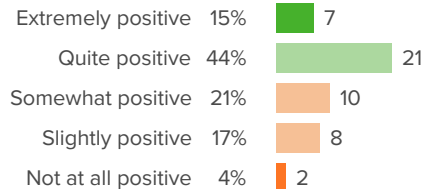
#### Q.2: For your school leaders, how important is teacher satisfaction?



▼ 3 from last survey

Favorable: **48%**

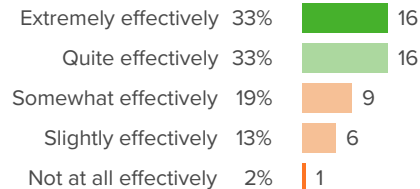
#### Q.3: Overall, how positive is the influence of the school leaders on the quality of your teaching?



▼ 3 from last survey

Favorable: **58%**

#### Q.4: How effectively do school leaders communicate important information to teachers?

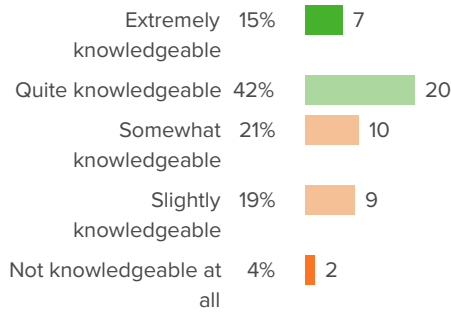


▲ 6 from last survey

Favorable: **67%**



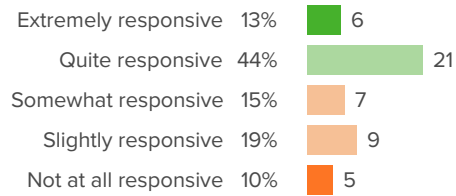
**Q.5: How knowledgeable are your school leaders about what is going on in teachers' classrooms?**



▲ 2 from last survey

Favorable: **56%**

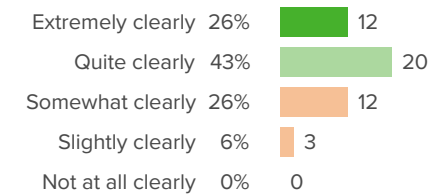
**Q.6: How responsive are school leaders to your feedback?**



▲ 5 from last survey

Favorable: **56%**

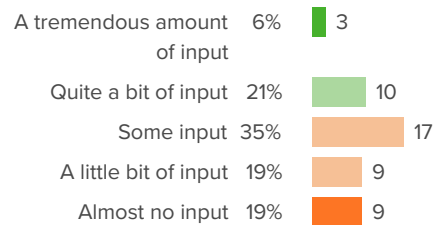
**Q.7: How clearly do your school leaders identify their goals for teachers?**



▲ 5 from last survey

Favorable: **68%**

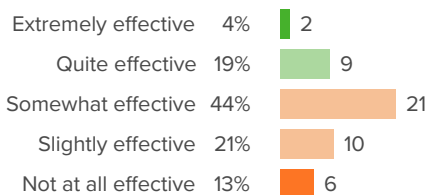
**Q.8: When the school makes important decisions, how much input do teachers have?**



▼ 2 from last survey

Favorable: **27%**

**Q.9: How effective are the school leaders at developing rules for students that facilitate their learning?**



▼ 6 from last survey

Favorable: **23%**



## Staff-Leadership Relationships

Your average

**61%**

48 responses

Change

▼ **8**

since last survey

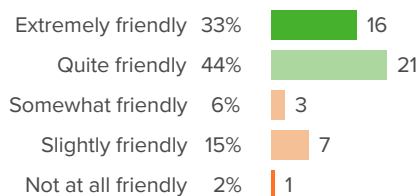
School Type average: **78%** Kentucky Elementary Schools

State average: **76%** Kentucky

District average: **60%** Newport Independent

### How did people respond?

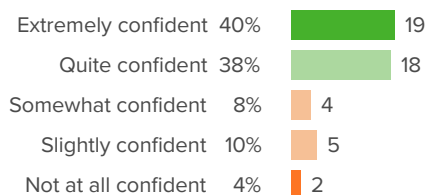
#### Q.1: How friendly are your school leaders toward you?



▲ **1** from last survey

Favorable: **77%**

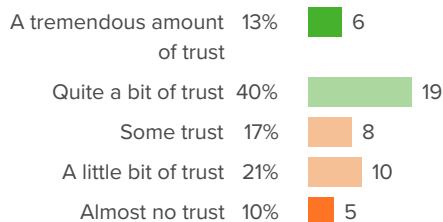
#### Q.2: How confident are you that your school leaders have the best interests of the school in mind?



▼ **1** from last survey

Favorable: **77%**

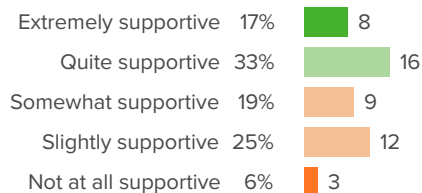
#### Q.3: How much trust exists between school leaders and faculty?



▼ **4** from last survey

Favorable: **52%**

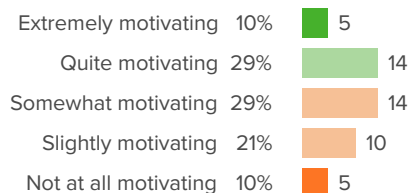
#### Q.4: When you face challenges at work, how supportive are your school leaders?



▼ **1** from last survey

Favorable: **50%**

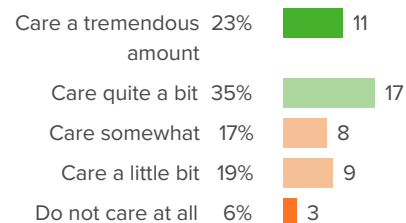
#### Q.5: At your school, how motivating do you find working with the leadership team?



▼ **14** from last survey

Favorable: **40%**

#### Q.6: How much do your school leaders care about you as an individual?

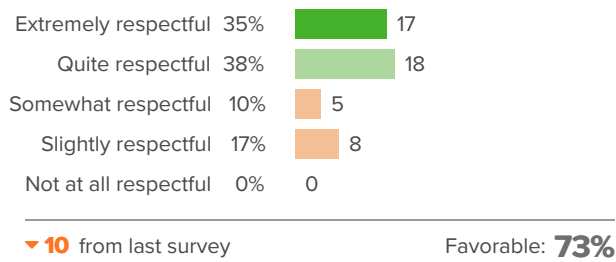


▼ **5** from last survey

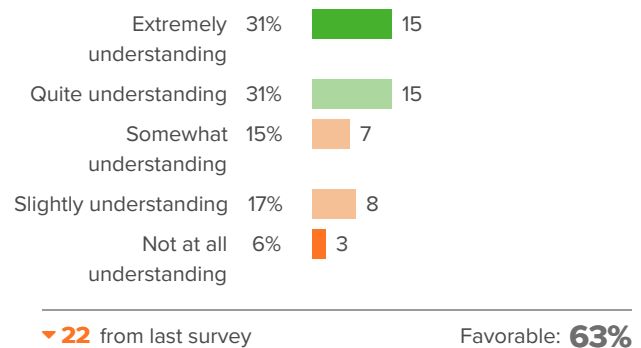
Favorable: **58%**



**Q.7: How respectful are your school leaders towards you?**



**Q.8: When challenges arise in your personal life, how understanding are your school leaders?**



**Q.9: How fairly does the school leadership treat the faculty?**

