

OVERDALE

Mrs. Dana Brown, Principal

OVERDALE ELEOT DATA

E. Progress Monitoring

2.20

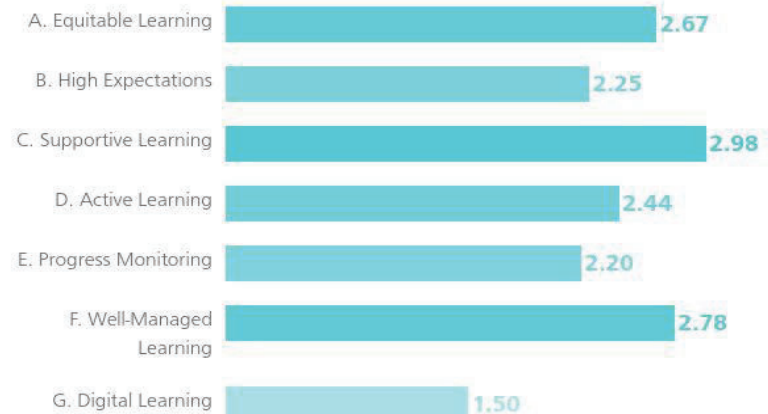
- | | |
|---|------|
| 1. Learners monitor their own learning progress or have mechanisms whereby their learning progress is monitored | 2.00 |
| 2. Learners receive/respond to feedback (from teachers/peers/other resources) to improve understanding and/or revise work | 2.27 |
| 3. Learners demonstrate and/or verbalize understanding of the lesson/content | 2.68 |
| 4. Learners understand and/or are able to explain how their work is assessed | 1.86 |

Learners are engaging, acting, and reacting to the learning environments.



**Collect-Communicate-Collaborate
PDSA**

Reporting on 1 institution



EXCELLENCE TEAM WORK WITH ELEOT

Our Excellence Team is made up of faculty from various grade levels, SPed, administration, district level personnel, and special areas. We meet monthly. Every member of the team receives ELEOT training. Team members then:

1. Calibrate ELEOT walkthroughs with other team members
2. Discuss findings at Excellence Team meeting
3. Share findings with others at faculty meeting

ELEOT has proven its efficacy by enabling teachers and administrators to form collaborative groups to glean and analyze concurrent data from our classrooms.



It allowed me to see some strengths and weaknesses of our learning environments. I gained ideas for my classroom in watching their strengths...



The largest thing I was able to take away from ELEOT walkthroughs was strategies to bring back to my team.



BULLITT LICK MIDDLE

Mr. Kevin Connors, Principal

Using eleot for Big Rocks



- **eleot data is used to monitor growth towards two of the Big Rock goals at BLMS**
 - Student Engagement - Domain 4 (Active Learning)
 - Co-Teaching Effectiveness - Indicator 1A (Differentiation)
- **Each month the PDSAs are reviewed with the ILT, shared out with staff and adjustments are made to strategies for improvement.**

Using eleot in PLCs



- **Vertical PLC teams review eleot for their own content area data each quarter**
 - Teams analyze data using a provided data analysis protocol
 - Following data analysis each team creates a quarter long goal to improve on a chosen indicator (i.e. collaboration, real-life connections, student discourse)
 - Strategies are discussed within PLC meetings to increase performance

CROSSROADS ELEMENTARY

Ms. Julie Wright, Principal

TAKING A STEP BACK...

Because it had been an extended period of time since we had revisited the expectations and the "look fors" on the ELEOT - we went back to the basics.. [ELEOT Refresher - 10/11/2021](#)

We started looking at data holistically and then...



We broke the data down to the demonstrators and focused on areas of strength...

Strengths: C. Supportive Learning 4. Learners demonstrate a congenial and supportive relationship with their teacher.

F. Well-Managed Learning 4. Learners speak and interact respectfully with their teacher(s) and each other.

Growth: Equitable Learning 4. Learners demonstrate and/or have opportunities to develop empathy/respect/appreciation for differences in abilities, aptitudes, backgrounds, cultures, and/or other human characteristics, conditions and dispositions. This has lead to discussions about how we build relationships and has lead to discussions about summer 2022 PL on implicit and explicit bias.

E. Progress Monitoring 4. Learners understand and/or are able to explain how their work is assessed. This lead us to exploring how our kids reflect upon their learning...






Which leads us to...

Our school wide Leader in Me action teams, that meet on Bullitt Days for INTENTIONAL planning, developed this reflection tool and we started teaching our students step by step, how to discuss their learning.

STUDENT SELF ASSESSMENT

How am I doing on...

				
1	Do I know my learning target?			
2	Do I know why I am learning this?			
3	Did I participate in discussion?			
4	Did I interact and speak respectfully with others?			
5	Did I stay on task without reminders?			
6	Is this MY best effort? Is this high quality work?			
7	Did I go back and recheck my work?			



STUDENT SELF ASSESSMENT

How am I doing on...

		3	2	1
1	Do I know my learning target?			
2	Do I know why I am learning this?			
3	Did I participate in discussion?			
4	Did I interact and speak respectfully with others?			
5	Did I stay on task without reminders?			
6	Is this MY best effort? Is this high quality work?			
7	Did I go back and recheck my work?			

And, because we live in a blended learning environment - we met with Andrew Paige, DLC on January 4, 2022 Bullitt Day to do a deep dive into G. Digital Learning to increase our efficacy. Ultimately, we utilize ELEOT as a holistic tool to improve instruction.

BULLITT CENTRAL HIGH SCHOOL

Mr. Joe Pat Lee, Principal
Mrs. Christy Burden, Asst. Principal



BCHS Eleot Data

School Year	Avg. Score
2019-2020	2.51 (195 total)
2021-2022	2.85 (101 total)

- A. Equitable Learning 2.32 → 2.67
- B. High Expectations: 2.65 → 2.90*
- C. Supportive Learning: 2.77 → 3.18*
- D. Active Learning: 2.48 → 2.94*
- E. Progress Monitoring: 2.54 → 2.85
- F. Well - Managed Learning: 2.78 → 3.10
- G. Digital Learning: 1.81 → 2.10

What are the highest yield instructional practices that can be easily implemented by the teacher to improve student achievement?

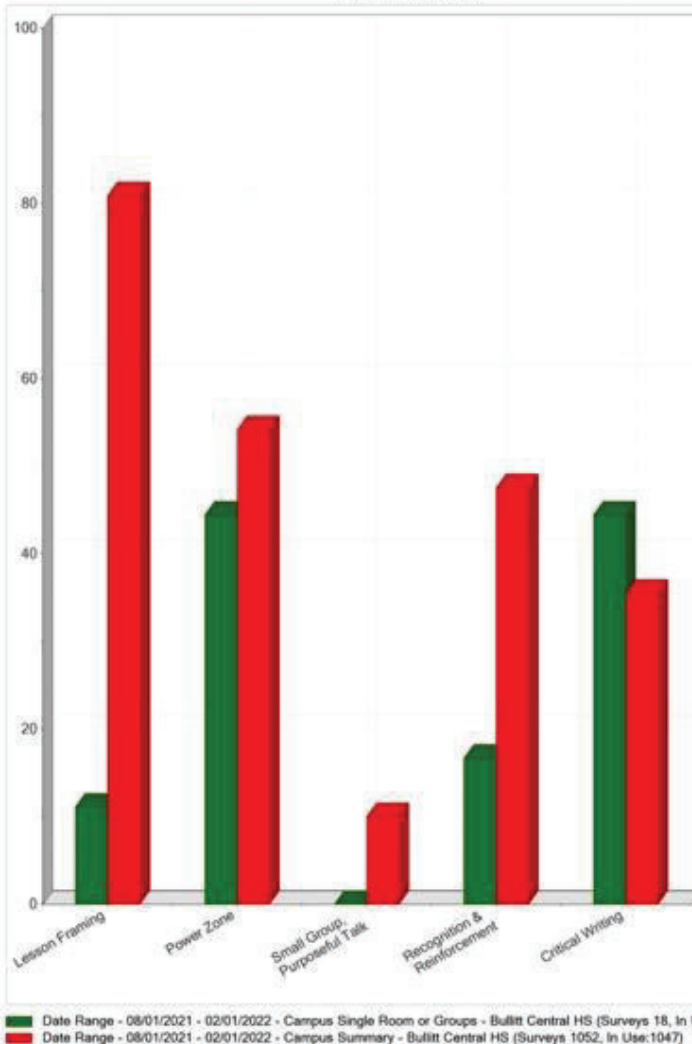


BC

Survey Definition: Fundamental 5
Version: 1
State: KENTUCKY
District: Bullitt County Public
Campus: Bullitt Central HS
Room: A Calibration Room
Grade: Pre-K
Subject: ELAR
Date Observed: 02/02/22 3 : :

- ☐ Module Not In Use
- ☐ Instructor Work Area
- ☐ Lecture Position
- ☐ Power Zone
- ☐ Not In Room

- ☐ Module Not In Use
- ☐ Today's Objective Posted
- ☐ Today's Close Posted
- ☐ Class Activity Aligns With Lesson Frame



Iks Data

Completed: 1,067

NG!oom

actices

ices

actices

ional)